GOVERNMENT OF TAMIL NADU

HIGHER SECONDARY FIRST YEAR

BUSINESS MATHEMATICS AND STATISTICS

A publication under Free Textbook Programme of Government of Tamil Nadu

Department of School Education

Untouchability is Inhuman and a Crime

00_11th_BM-STAT_FM_EM.indd 1 13-12-2022 09:49:55

Government of Tamil Nadu

First Edition - 2018
Revised Edition - 2019, 2020, 2021,2022, 2023
Reprint - 2024

(Published under New Syllabus)

NOT FOR SALE

Content Creation

State Council of Educational Research and Training
© SCERT 2018

Printing & Publishing

Tamil NaduTextbook and Educational Services Corporation

www.textbooksonline.tn.nic.in

00_11th_BM-STAT_FM_EM.indd 2 19/12/2023 15:00:32

HOW TO USE THE BOOK



Career Options — List of Further Studies & Professions.

Learning Objectives: — Learning objectives are brief statements that describe what students will be expected to learn by the end of school year, course, unit, lesson or class period.

Note — Additional information about the concept.



Amazing facts, Rhetorical questions to lead students to Mathematical inquiry

Exercise — Assess students' critical thinking and their understanding



ICT — To enhance digital skills among students

Web links — List of digital resources



Quick Response Code — To motivate the students to further explore the content digitally and take them in to virtual world

Miscellaneous Problems — Additional problems for the students

Glossary — Tamil translation of Mathematical terms

References — List of related books for further studies of the topic

00_11th_BM-STAT_FM_EM.indd 3 13-12-2022 09:49:56



CAREER OPTIONS IN BUSINESS MATHEMATICS AND STATISTICS

Higher Secondary students who have taken commerce with Business mathematics and statistics can take up careers in BCA, B.Com., and B.Sc. Statistics. Students who have taken up commerce stream, have a good future in banking and financial institutions.

A lot of students choose to do B.Com with a specialization in computers. Higher Secondary Commerce students planning for further studies can take up careers in professional fields such as Company Secretary , Chartered Accountant (CA), ICAI and so on. Others can take up bachelor's degree in commerce (B.Com), followed by M.Com, Ph.D and M.Phil. There are wide range of career opportunities for B.Com graduates.

After graduation in commerce, one can choose MBA, MA Economics, MA Operational and Research Statistics at Postgraduate level. Apart from these, there are several diploma, certificate and vocational courses which provide entry level jobs in the field of commerce.

Career chart for Higher Secondary students who have taken commerce with Business Mathematics and statistics.

Courses	Institutions	Scope for further studies
B.Com., B.B.A., B.B.M., B.C.A., B.Com (Computer), B.A.	• Government Arts & Science Colleges, Aided Colleges, Self financing Colleges. • Shri Ram College of Commerce (SRCC), Delhi • Symbiosis Society's College of Arts & Commerce, Pune. • St. Joseph's College, Bangalore	**C.A., I.C.W.A, C.S.**
B.Sc Statistics	• Presidency College, Chepauk, Chennai. • Dr. Ambedkar Govt. Arts College, Vyasarpadi, Chennai - 39. • Govt. Arts College, Tindivanam, Villupram & Nagercoil. • Madras Christian College, Tambaram • Loyola College, Chennai. • D.R.B.C.C Hindu College, Pattabiram, Chennai.	**M.Sc., Statistics**
B.B.A., LLB, B.A., LLB, B.Com., LL.B. (Five years integrated Course)	• Government Law College. • School of excellence, Affiliated to Dr.Ambethkar Law University	**M.L.**
M.A. Economics (Integrated Five Year course) – Admission based on All India Entrance Examination	• Madras School of Economics, Kotturpuram, Chennai.	**Ph.D.,**
B.S.W.	• School of Social studies, Egmore, Chennai	M.S.W

00_11th_BM-STAT_FM_EM.indd 4 13-12-2022 09:49:57

CONTENTS

Ch. No.	TITLE	Page No.	Month
1	**Matrices and Determinants**	**1-24**	
1.1	Determinants	1	June
1.2	Inverse of a Matrix	8	
1.3	Input –Output Analysis	15	
2	**Algebra**	**25-50**	
2.1	Partial Fractions	25	June
2.2	Permutations	29	
2.3	Combinations	36	
2.4	Mathematical Induction	39	July
2.5	Binomial Theorem	41	
3	**Analytical Geometry**	**51-75**	
3.1	Locus	51	July
3.2	System of Straight Lines	53	
3.3	Pair of Straight Lines	57	
3.4	Circles	60	
3.5	Conics	66	
4	**Trigonometry**	**76-95**	
4.1	Trigonometric Ratios	78	August
4.2	Trigonometric Ratios of Compound Angles	81	
4.3	Transformation Formulae	85	
4.4	Inverse Trigonometric Functions	89	
5	**Differential Calculus**	**96-127**	
5.1	Functions and their Graphs	97	August
5.2	Limits and Derivatives	106	
5.3	Differentiation Techniques	115	September

00_11th_BM-STAT_FM_EM.indd 5 13-12-2022 09:49:57

6	**Applications of Differentiation**	**128-160**	
6.1	Applications of Differentiation in Business and Economics	128	October
6.2	Maxima and Minima	139	
6.3	Applications of Maxima and Minima	144	
6.4	Partial Derivatives	149	
6.5	Applications of Partial Derivatives	152	
7	**Financial Mathematics**	**161-177**	
7.1	Annuities	161	October
7.2	Stocks, Shares, Debentures and Brokerage	167	
8	**Descriptive Statistics and Probability**	**178-209**	
8.1	Measures of Central Tendency	178	November
8.2	Measures of Dispersion	188	
8.3	Probability	196	
9	**Correlation and Regression Analysis**	**210-235**	
9.1	Correlation	210	November
9.2	Rank Correlation	215	
9.3	Regression Analysis	218	
10	**Operations Research**	**236-255**	
10.1	Linear Programming Problem	236	December
10.2	Network Analysis	244	
	Answers	**256-274**	
	Tables	**275-280**	
	Books for Reference	**281**	

As the Statistics component of this text book involves problems based on numerical calculations, Business Mathematics and Statistics students are advised to use calculator

E2MBU

E- Book

DHK83

Assessment

00_11th_BM-STAT_FM_EM.indd 6 13-12-2022 09:49:57

Chapter 1

MATRICES AND DETERMINANTS

Learning Objectives

After studying this chapter, the students will be able to understand

- the definition of matrices and determinants
- the properties of determinants
- the concept of inverse matrix
- the concept of adjoint matrix
- the solving simultaneous linear equations
- the input-output analysis



Seki Kowa

1.1 Determinants

Introduction

The idea of a determinant was believed to be originated from a Japanese Mathematician Seki Kowa (1683) while systematizing the old Chinese method of solving simultaneous equations whose coefficients were represented by calculating bamboos or sticks. Later the German Mathematician Gottfried Wilhelm Von Leibnitz formally developed determinants. The present vertical notation was given in 1841 by Arthur Cayley. Determinant was invented independently by Crammer whose well known rule for solving simultaneous equations was published in 1750.

KF2PD

In class X, we have studied matrices and algebra of matrices. We have also learnt that a system of algebraic equations can be expressed in the form of matrices. We know that the area of a triangle with vertices (x_1, y_1) (x_2, y_2) and (x_3, y_3) is

$$\frac{1}{2}[x_1(y_2 - y_3) + x_2(y_3 - y_1) + x_3(y_1 - y_2)]$$

To minimize the difficulty in remembering this type of expression, Mathematicians developed the idea of representing the expression in determinant form and the above expression can be represented in the form

$$\frac{1}{2}\begin{vmatrix} x_1 & y_1 & 1 \\ x_2 & y_2 & 1 \\ x_3 & y_3 & 1 \end{vmatrix}$$

Thus a determinant is a particular type of expression written in a special concise form. Note that the quantities are arranged in the form of a square between two vertical lines. This arrangement is

01_11th_BM-STAT_Ch-1-EM.indd 1 13-12-2022 09:37:04

called a determinant.

In this chapter, we study determinants up to order three only with real entries. Also we shall study various properties of determinant (without proof), minors, cofactors, adjoint, inverse of a square matrix and business applications of determinants.

We have studied matrices in the previous class. Let us recall the basic concepts and operations on matrices.

1.1.1 Recall

Matrix

Definition 1.1

A matrix is a rectangular arrangement of numbers in horizontal lines (rows) and vertical lines (columns). Numbers are enclosed in square brackets or a open brackets or pair of double bars. It is denoted by A, B, C, …

For example , $A = \begin{bmatrix} 1 & 4 & 2 \\ 5 & 8 & 6 \end{bmatrix}$

Order of a matrix

If a matrix A has m rows and n columns, then A is called a matrix of order $m \times n$.

For example, If , $A = \begin{bmatrix} 1 & 4 & 2 \\ 5 & 8 & 6 \end{bmatrix}$ then order of A is 2×3

General form of a Matrix

Matrix of order $m \times n$ is represented as

$$\begin{bmatrix} a_{11} & a_{12} & a_{13} & \cdots & \cdots & a_{1i} & \cdots & \cdots & a_{1n} \\ a_{21} & a_{22} & a_{23} & \cdots & \cdots & a_{2i} & \cdots & \cdots & a_{2n} \\ \cdots & \cdots & \cdots & \cdots & \cdots & \cdots & \cdots & \cdots & \cdots \\ \cdots & \cdots & \cdots & \cdots & \cdots & \cdots & \cdots & \cdots & \cdots \\ a_{m1} & a_{m2} & a_{m3} & \cdots & \cdots & a_{mi} & \cdots & \cdots & a_{mn} \end{bmatrix}$$

It is shortly written as $[a_{ij}]_{mxn}$ $i = 1, 2, \ldots\ldots m$; $j = 1, 2, \ldots\ldots n$. Here a_{ij} is the element in the ith row and j^{th} column of the matrix.

Types of matrices

Row matrix

A matrix having only one row is called a row matrix.

For example

$$A = [\, a_{11}\ a_{12}\ a_{13} \ldots\ldots\ldots\ldots a_{1i} \ldots\ldots\ldots a_{1n}\,]_{1 \times n};$$

$$B = \begin{bmatrix} 1 & 2 \end{bmatrix}_{1\ X\ 2}$$

Column matrix

A matrix having only one column is called a column matrix

For examples,

$$A = \begin{bmatrix} a_{11} \\ a_{21} \\ . \\ . \\ . \\ a_{m1} \end{bmatrix}_{m \times 1}, \quad B = \begin{bmatrix} 3 \\ -5 \end{bmatrix}_{2 \times 1}$$

Zero matrix (or) Null matrix

If all the elements of a matrix are zero, then it is called a zero matrix. It is represented by an English alphabet 'O'

For examples,

$$O = [0], \quad O = \begin{bmatrix} 0 & 0 \\ 0 & 0 \end{bmatrix}, \quad O = \begin{bmatrix} 0 & 0 & 0 \\ 0 & 0 & 0 \\ 0 & 0 & 0 \end{bmatrix}$$

are all zero matrices.

NOTE

Zero matrix can be of any order.

Square matrix

If the number of rows and number of columns of a matrix are equal then it is called a square matrix.

01_11th_BM-STAT_Ch-1-EM.indd 2 13-12-2022 09:37:08

For examples, $A = \begin{bmatrix} 8 & 2 \\ 4 & 2 \end{bmatrix}$ is a square matrix of order 2

$B = \begin{bmatrix} 3 & -1 & 0 \\ \sqrt{2} & 0 & 5 \\ 2 & \frac{3}{5} & -4 \end{bmatrix}$ is a square matrix of order 3.

NOTE

The sum of the diagonal elements of a square matrix is called the **trace** of matrix.

Triangular matrix

A square matrix, whose elements above or below the main diagonal (leading diagonal) are all zero is called a triangular matrix.

For examples,

$A = \begin{bmatrix} 1 & 2 & 3 \\ 0 & 2 & 4 \\ 0 & 0 & 5 \end{bmatrix}$, $B = \begin{bmatrix} 1 & 0 & 0 \\ 2 & 3 & 0 \\ 3 & 4 & 7 \end{bmatrix}$

Diagonal matrix

A square matrix in which all the elements other than the main diagonal elements are zero is called the diagonal matrix.

For example,

$A = \begin{bmatrix} 5 & 0 & 0 \\ 0 & 2 & 0 \\ 0 & 0 & 1 \end{bmatrix}$ is a diagonal matrix of order 3

Scalar matrix

A diagonal matrix with all diagonal elements are equal to K (a scalar) is called a scalar matrix.

For example, $A = \begin{bmatrix} 5 & 0 & 0 \\ 0 & 5 & 0 \\ 0 & 0 & 5 \end{bmatrix}$ is a scalar matrix of order 3.

Unit matrix (or) Identity matrix

A scalar matrix having each diagonal element equal to one (unity) is called a Unit matrix.

For examples, $I_2 = \begin{bmatrix} 1 & 0 \\ 0 & 1 \end{bmatrix}$ is a unit matrix of order 2.

$I_3 = \begin{bmatrix} 1 & 0 & 0 \\ 0 & 1 & 0 \\ 0 & 0 & 1 \end{bmatrix}$ is a unit matrix of order 3.

Multiplication of a matrix by a scalar

If $A = [a_{ij}]$ is a matrix of any order and if k is a scalar, then the scalar multiplication of A by the scalar k is defined as $kA = [ka_{ij}]$ for all i, j.

In other words to multiply a matrix A by a scalar k, multiply every element of A by k.

For example, if $A = \begin{bmatrix} 1 & 2 & 4 \\ 3 & -2 & 8 \end{bmatrix}$ then, $2A = \begin{bmatrix} 2 & 4 & 8 \\ 6 & -4 & 16 \end{bmatrix}$

Negative of a matrix

The negative of a matrix $A = [a_{ij}]_{m \times n}$ is defined as $-A = [-a_{ij}]_{m \times n}$ for all i, j and is obtained by changing the sign of every element.

For example, if $A = \begin{bmatrix} 2 & -5 & 7 \\ 0 & 5 & 6 \end{bmatrix}$ then $-A = \begin{bmatrix} -2 & 5 & -7 \\ 0 & -5 & -6 \end{bmatrix}$

Equality of matrices

Two matrices A and B are said to be equal if

(i) they have the same order and (ii) their corresponding elements are equal.

Addition and subtraction of matrices

Two matrices A and B can be added, provided both the matrices are of the same order. Their sum $A+B$ is obtained by

01_11th_BM-STAT_Ch-1-EM.indd 3 13-12-2022 09:37:10

adding the corresponding entries of both the matrices A and B.

Symbolically if $A = [a_{ij}]_{m\times n}$ and $B = [b_{ij}]_{m\times n}$, then $A + B = [a_{ij} + b_{ij}]_{m\times n}$

Similarly $A - B = A + (-B) = [a_{ij}]_{m\times n} + [-b_{ij}]_{m\times n} = [a_{ij} - b_{ij}]_{m\times n}$

Multiplication of matrices

Multiplication of two matrices is possible only when the number of columns of the first matrix is equal to the number of rows of the second matrix. The product of matrices A and B is obtained by multiplying every row of matrix A with the corresponding elements of every column of matrix B element-wise and add the results.

Let $A = [a_{ij}]$ be an $m \times p$ matrix and $B = [b_{ij}]$ be a $p \times n$ matrix, then the product AB is a matrix $C = [c_{ij}]$ of order $m \times n$.

Transpose of a matrix

Let $A = [a_{ij}]$ be a matrix of order $m \times n$. The transpose of A, denoted by A^T of order $n \times m$ is obtained by interchanging either rows into columns or columns into rows of A.

For example,

if $A = \begin{bmatrix} 1 & 2 & 5 \\ 3 & 4 & 6 \end{bmatrix}$ then $A^T = \begin{bmatrix} 1 & 3 \\ 2 & 4 \\ 5 & 6 \end{bmatrix}$

NOTE

It is believed that the students might be familiar with the above concepts and our present syllabus continues from the following.

Definition 1.2

To every square matrix A of order n with entries as real or complex numbers, we can associate a number called ***determinant*** of matrix A and it is denoted by $|A|$ or det (A) or Δ.

Thus determinant can be formed by the elements of the matrix A.

If $A = \begin{bmatrix} a_{11} & a_{12} \\ a_{21} & a_{22} \end{bmatrix}$ then its

$$|A| = \begin{vmatrix} a_{11} & a_{12} \\ a_{21} & a_{22} \end{vmatrix} = a_{11}a_{22} - a_{21}a_{12}$$

Example 1.1

Evaluate: $\begin{vmatrix} 2 & 4 \\ -1 & 4 \end{vmatrix}$

Solution

$$\begin{vmatrix} 2 & 4 \\ -1 & 4 \end{vmatrix} = (2)(4) - (-1)4$$

$$= 8+4 = 12$$

To evaluate the determinant of order 3 or more, we define minors and cofactors.

1.1.2 Minors:

Let $|A| = |[a_{ij}]|$ be a determinant of order n. The minor of an arbitrary element a_{ij} is the determinant obtained by deleting the ith row and j^{th} column in which the element a_{ij} stands. The minor of a_{ij} is denoted by M_{ij}.

1.1.3 Cofactors:

The cofactor is a signed minor. The cofactor of a_{ij} is denoted by A_{ij} and is defined as

$$A_{ij} = (-1)^{i+j} M_{ij}$$

01_11th_BM-STAT_Ch-1-EM.indd 4 13-12-2022 09:37:11

The minors and cofactors of a_{11}, a_{12}, a_{13} in a third order determinant $\begin{vmatrix} a_{11} & a_{12} & a_{13} \\ a_{21} & a_{22} & a_{23} \\ a_{31} & a_{32} & a_{33} \end{vmatrix}$ are as follows

(i) Minor of a_{11} is M_{11}

$= \begin{vmatrix} a_{22} & a_{23} \\ a_{32} & a_{33} \end{vmatrix} = a_{22}a_{33} - a_{32}a_{23}$

Cofactor of a_{11} is A_{11}

$= (-1)^{1+1}M_{11} = \begin{vmatrix} a_{22} & a_{23} \\ a_{32} & a_{33} \end{vmatrix} = a_{22}a_{33} - a_{32}a_{23}$

(ii) Minor of a_{12} is M_{12}

$= \begin{vmatrix} a_{21} & a_{23} \\ a_{31} & a_{33} \end{vmatrix} = a_{21}a_{33} - a_{31}a_{23}$

Cofactor of a_{12} is A_{12}

$= (-1)^{1+2}M_{12} = -\begin{vmatrix} a_{21} & a_{23} \\ a_{31} & a_{33} \end{vmatrix}$

$= -(a_{21}a_{33} - a_{31}a_{23})$

(iii) Minor of a_{13} is M_{13}

$= \begin{vmatrix} a_{21} & a_{22} \\ a_{31} & a_{32} \end{vmatrix} = a_{21}a_{32} - a_{31}a_{22}$

Cofactor of is A_{13}

$= (-1)^{1+3}M_{13} = \begin{vmatrix} a_{21} & a_{22} \\ a_{31} & a_{32} \end{vmatrix} = a_{21}a_{32} - a_{31}a_{22}$

Example 1.2

Find the minor and cofactor of all the elements in the determinant $\begin{vmatrix} 1 & -2 \\ 4 & 3 \end{vmatrix}$

Solution

Minor of 1 $= M_{11} = 3$

Minor of -2 $= M_{12} = 4$

Minor of 4 $= M_{21} = -2$

Minor of 3 $= M_{22} = 1$

Cofactor of 1 $= A_{11} = (-1)^{1+1}M_{11} = 3$

Cofactor of -2 $= A_{12} = (-1)^{1+2}M_{12} = -4$

Cofactor of 4 $= A_{21} = (-1)^{2+1}M_{21} = 2$

Cofactor of 3 $= A_{22} = (-1)^{2+2}M_{22} = 1$

Example 1.3

Find the minor and cofactor of each element of the determinant. $\begin{vmatrix} 3 & 1 & 2 \\ 2 & 2 & 5 \\ 4 & 1 & 0 \end{vmatrix}$

Solution

Minor of 3 is $M_{11} = \begin{vmatrix} 2 & 5 \\ 1 & 0 \end{vmatrix} = 0 - 5 = -5$

Minor of 1 is $M_{12} = \begin{vmatrix} 2 & 5 \\ 4 & 0 \end{vmatrix} = 0 - 20 = -20$

Minor of 2 is $M_{13} = \begin{vmatrix} 2 & 2 \\ 4 & 1 \end{vmatrix} = 2 - 8 = -6$

Minor of 2 is $M_{21} = \begin{vmatrix} 1 & 2 \\ 1 & 0 \end{vmatrix} = 0 - 2 = -2$

Minor of 2 is $M_{22} = \begin{vmatrix} 3 & 2 \\ 4 & 0 \end{vmatrix} = 0 - 8 = -8$

Minor of 5 is $M_{23} = \begin{vmatrix} 3 & 1 \\ 4 & 1 \end{vmatrix} = 3 - 4 = -1$

Minor of 4 is $M_{31} = \begin{vmatrix} 1 & 2 \\ 2 & 5 \end{vmatrix} = 5 - 4 = 1$

Minor of 1 is $M_{32} = \begin{vmatrix} 3 & 2 \\ 2 & 5 \end{vmatrix} = 15 - 4 = 11$

Minor of 0 is $M_{33} = \begin{vmatrix} 3 & 1 \\ 2 & 2 \end{vmatrix} = 6 - 2 = 4$

Cofactor of 3 is A_{11}

$= (-1)^{1+1}M_{11} = M_{11} = -5$

Cofactor of 1 is A_{12}

$= (-1)^{1+2}M_{12} = -M_{12} = 20$

Cofactor of 2 is A_{13}

$= (-1)^{1+3}M_{13} = M_{13} = -6$

Cofactor of 2 is A_{21}

$= (-1)^{2+1}M_{21} = -M_{21} = 2$

Cofactor of 2 is A_{22}

$= (-1)^{2+2}M_{22} = M_{22} = -8$

Cofactor of 5 is A_{23}

$= (-1)^{2+3}M_{23} = -M_{23} = 1$

01_11th_BM-STAT_Ch-1-EM.indd 5 13-12-2022 09:37:13

Cofactor of 4 is $A_{31} = (-1)^{3+1} M_{31} = M_{31} = 1$

Cofactor of 1 is A_{32}

$= (-1)^{3+2} M_{32} = -M_{32} = -11$

Cofactor of 0 is A_{33}

$= (-1)^{3+3} M_{33} = M_{33} = 4$

NOTE

Value of a determinant can be obtained by using any row or column

For example

If $\Delta = \begin{vmatrix} a_{11} & a_{12} & a_{13} \\ a_{21} & a_{22} & a_{23} \\ a_{31} & a_{32} & a_{33} \end{vmatrix}$, then

$\Delta = a_{11}A_{11} + a_{12}A_{12} + a_{13}A_{13}$ (or)

$a_{11}M_{11} - a_{12}M_{12} + a_{13}M_{13}$

(expanding along R_1)

$\Delta = a_{11}A_{11} + a_{21}A_{21} + a_{31}A_{31}$ (or)

$a_{11}M_{11} - a_{21}M_{21} + a_{31}M_{31}$

(expanding along C_1)

Example 1.4

Evaluate: $\begin{vmatrix} 1 & 2 & 4 \\ -1 & 3 & 0 \\ 4 & 1 & 0 \end{vmatrix}$

Solution

$\begin{vmatrix} 1 & 2 & 4 \\ -1 & 3 & 0 \\ 4 & 1 & 0 \end{vmatrix}$ = (Minor of 1) −2 (Minor of 2) + 4 (Minor of 4)

$= 1\begin{vmatrix} 3 & 0 \\ 1 & 0 \end{vmatrix} - 2\begin{vmatrix} -1 & 0 \\ 4 & 0 \end{vmatrix} + 4\begin{vmatrix} -1 & 3 \\ 4 & 1 \end{vmatrix}$

$= 0 - 0 - 52 = -52.$

1.1.4 Properties of determinants (without proof)

1. The value of a determinant is unaltered when its rows and columns are interchanged
2. If any two rows (columns) of a determinant are interchanged, then the value of the determinant changes only in sign.
3. If the determinant has two identical rows (columns), then the value of the determinant is zero.
4. If all the elements in a row (column) of a determinant are multiplied by constant k, then the value of the determinant is multiplied by k.
5. If any two rows (columns) of a determinant are proportional, then the value of the determinant is zero.
6. If each element in a row (column) of a determinant is expressed as the sum of two or more terms, then the determinant can be expressed as the sum of two or more determinants of the same order.
7. The value of the determinant is unaltered when a constant multiple of the elements of any row (column) is added to the corresponding elements of a different row (column) in a determinant.

Example 1.5

Show that

$$\begin{vmatrix} x & y & z \\ 2x + 2a & 2y + 2b & 2z + 2c \\ a & b & c \end{vmatrix} = 0$$

Solution

$$\begin{vmatrix} x & y & z \\ 2x + 2a & 2y + 2b & 2z + 2c \\ a & b & c \end{vmatrix}$$

$$= \begin{vmatrix} x & y & z \\ 2x & 2y & 2z \\ a & b & c \end{vmatrix} + \begin{vmatrix} x & y & z \\ 2a & 2b & 2c \\ a & b & c \end{vmatrix}$$

$= 0 + 0$

$= 0$

01_11th_BM-STAT_Ch-1-EM.indd 6 13-12-2022 09:37:14

DO YOU KNOW?

$$\begin{pmatrix}3 & 2\\ 4 & 5\end{pmatrix}+\begin{pmatrix}1 & 6\\ 7 & 8\end{pmatrix}=\begin{pmatrix}4 & 8\\ 11 & 13\end{pmatrix}$$

$$\begin{vmatrix}3 & 2\\ 4 & 5\end{vmatrix}+\begin{vmatrix}1 & 6\\ 7 & 8\end{vmatrix}\neq\begin{vmatrix}4 & 8\\ 11 & 13\end{vmatrix}$$

Example 1.6

Evaluate $\begin{vmatrix} x & x+1\\ x-1 & x\end{vmatrix}$

Solution

$$\begin{vmatrix} x & x+1\\ x-1 & x\end{vmatrix} = x^2-(x-1)(x+1)$$
$$= x^2-(x^2-1)$$
$$= x^2-x^2+1 \ = 1$$

NOTE

The value of the determinant of triangular matrix is equal to the product of the main diagonal elements.

Example 1.7

Solve $\begin{vmatrix} x-1 & x & x-2\\ 0 & x-2 & x-3\\ 0 & 0 & x-3\end{vmatrix} = 0$

Solution

$$\begin{vmatrix} x-1 & x & x-2\\ 0 & x-2 & x-3\\ 0 & 0 & x-3\end{vmatrix} = 0$$

$$\Rightarrow \ (x-1)(x-2)(x-3)= 0$$
$$x = 1, x = 2, x = 3$$

Example 1.8

Evaluate $\begin{vmatrix} 1 & 3 & 4\\ 102 & 18 & 36\\ 17 & 3 & 6\end{vmatrix}$

Solution

$$\begin{vmatrix} 1 & 3 & 4\\ 102 & 18 & 36\\ 17 & 3 & 6\end{vmatrix} = 6\begin{vmatrix} 1 & 3 & 4\\ 17 & 3 & 6\\ 17 & 3 & 6\end{vmatrix}$$
$$= 0 \quad (\text{since } R_2 \equiv R_3)$$

Example 1.9

Evaluate $\begin{vmatrix} 1 & a & a^2\\ 1 & b & b^2\\ 1 & c & c^2\end{vmatrix} = (a-b)\,(b-c)\,(c-a)$

Solution

$$\begin{vmatrix} 1 & a & a^2\\ 1 & b & b^2\\ 1 & c & c^2\end{vmatrix} = \begin{vmatrix} 0 & a-b & a^2-b^2\\ 0 & b-c & b^2-c^2\\ 1 & c & c^2\end{vmatrix} \begin{matrix} R_1 \to R_1 - R_2\\ R_2 \to R_2 - R_3\end{matrix}$$
$$= \begin{vmatrix} 0 & a-b & (a-b)(a+b)\\ 0 & b-c & (b-c)(b+c)\\ 1 & c & c^2\end{vmatrix}$$
$$= (a-b)(b-c)\begin{vmatrix} 0 & 1 & a+b\\ 0 & 1 & b+c\\ 1 & c & c^2\end{vmatrix}$$
$$= (a-b)(b-c)[0-0+$$
$$\{b+c-(a+b)\}]$$
$$= (a-b)(b-c)(c-a).$$

Exercise 1.1

1. Find the minors and cofactors of all the elements of the following determinants.

   (i) $\begin{vmatrix} 5 & 20\\ 0 & -1\end{vmatrix}$ (ii) $\begin{vmatrix} 1 & -3 & 2\\ 4 & -1 & 2\\ 3 & 5 & 2\end{vmatrix}$

2. Evaluate $\begin{vmatrix} 3 & -2 & 4\\ 2 & 0 & 1\\ 1 & 2 & 3\end{vmatrix}$

3. Solve: $\begin{vmatrix} 2 & x & 3\\ 4 & 1 & 6\\ 1 & 2 & 7\end{vmatrix} = 0$

4. Find $|AB|$ if $A = \begin{bmatrix} 3 & -1\\ 2 & 1\end{bmatrix}$ and $B = \begin{bmatrix} 3 & 0\\ 1 & -2\end{bmatrix}$

5. Solve: $\begin{vmatrix} 7 & 4 & 11\\ -3 & 5 & x\\ -x & 3 & 1\end{vmatrix} = 0$

6. Evaluate: $\begin{vmatrix} 1 & a & a^2-bc\\ 1 & b & b^2-ca\\ 1 & c & c^2-ab\end{vmatrix}$

01_11th_BM-STAT_Ch-1-EM.indd 7 13-12-2022 09:37:15

7. Prove that $\begin{vmatrix} \frac{1}{a} & bc & b+c \\ \frac{1}{b} & ca & c+a \\ \frac{1}{c} & ab & a+b \end{vmatrix} = 0$

8. Prove that $\begin{vmatrix} -a^2 & ab & ac \\ ab & -b^2 & bc \\ ac & bc & -c^2 \end{vmatrix} = 4a^2b^2c^2$

1.2 Inverse of a Matrix

1.2.1 Singular matrix:

A Square matrix A is said to be singular, if $|A| = 0$

1.2.2 Non – singular matrix:

A square matrix A is said to be non – singular, if $|A| \neq 0$

Example 1.10

Show that $\begin{bmatrix} 1 & 2 \\ 2 & 4 \end{bmatrix}$ is a singular matrix.

Solution

Let $A = \begin{bmatrix} 1 & 2 \\ 2 & 4 \end{bmatrix}$

$|A| = \begin{vmatrix} 1 & 2 \\ 2 & 4 \end{vmatrix}$

$= 4 - 4 = 0$

$\therefore$ A is a singular matrix.

Example 1.11

Show that $\begin{bmatrix} 8 & 2 \\ 4 & 3 \end{bmatrix}$ is non – singular.

Solution

Let $A = \begin{bmatrix} 8 & 2 \\ 4 & 3 \end{bmatrix}$

$|A| = \begin{vmatrix} 8 & 2 \\ 4 & 3 \end{vmatrix}$

$= 24 - 8 = 16 \neq 0$

$\therefore$ A is a non-singular matrix

DO YOU KNOW?

If A and B are non – singular matrices of the same order then AB and BA are also non – singular matrices of the same order.

1.2.3 Adjoint of a matrix

The adjoint of a square matrix A is defined as the transpose of a cofactor matrix. Adjoint of the matrix A is denoted by *adj A*

i.e., adj $A = [A_{ij}]^T$ where $[A_{ij}]$ is the cofactor matrix of A.

Example 1.12

Find adj A for $A = \begin{bmatrix} 2 & 3 \\ 1 & 4 \end{bmatrix}$

Solution

$A = \begin{bmatrix} 2 & 3 \\ 1 & 4 \end{bmatrix}$

adj $A = [A_{ij}]^T$

$= \begin{bmatrix} 4 & -3 \\ -1 & 2 \end{bmatrix}$

NOTE

(i) $|adjA| = |A|^{n-1}$ n is the order of the matrix A

(ii) $|kA| = k^n|A|$ n is the order of the matrix A

(iii) $adj(kA) = k^{n-1}adjA$ n is the order of the matrix A

(iv) $A(adj\ A) = (adj\ A)A = |A|I$

(v) $AdjI = I$, I is the unit matrix.

(vi) adj (AB) = (adj B)(adj A)

(vii) $|AB| = |A||B|$

01_11th_BM-STAT_Ch-1-EM.indd 8 13-12-2022 09:37:17

Example 1.13

Find adjoint of $A = \begin{bmatrix} 1 & -2 & -3 \\ 0 & 1 & 0 \\ -4 & 1 & 0 \end{bmatrix}$

Solution

$A_{ij} = (-1)^{i+j} M_{ij}$

$A_{11} = (-1)^{1+1} M_{11} = \begin{vmatrix} 1 & 0 \\ 1 & 0 \end{vmatrix} = 0$

$A_{12} = (-1)^{1+2} M_{12} = -\begin{vmatrix} 0 & 0 \\ -4 & 0 \end{vmatrix} = 0$

$A_{13} = (-1)^{1+3} M_{13} = \begin{vmatrix} 0 & 1 \\ -4 & 1 \end{vmatrix} = 0-(-4) = 4$

$A_{21} = (-1)^{2+1} M_{21} = -\begin{vmatrix} -2 & -3 \\ 1 & 0 \end{vmatrix}$

$= -(0-(-3)) = -3$

$A_{22} = (-1)^{2+2} M_{22} = \begin{vmatrix} 1 & -3 \\ -4 & 0 \end{vmatrix}$

$= 0-12 = -12$

$A_{23} = (-1)^{2+3} M_{23} = -\begin{vmatrix} 1 & -2 \\ -4 & 1 \end{vmatrix}$

$= -(1-8) = 7$

$A_{31} = (-1)^{3+1} M_{31} = \begin{vmatrix} -2 & -3 \\ 1 & 0 \end{vmatrix}$

$= 0-(-3) = 3$

$A_{32} = (-1)^{3+2} M_{32} = -\begin{vmatrix} 1 & -3 \\ 0 & 0 \end{vmatrix}$

$= 0-0 = 0$

$A_{33} = (-1)^{3+3} M_{33} = \begin{vmatrix} 1 & -2 \\ 0 & 1 \end{vmatrix}$

$= 1-0 = 1$

$[A_{ij}] = \begin{bmatrix} 0 & 0 & 4 \\ -3 & -12 & 7 \\ 3 & 0 & 1 \end{bmatrix}$

Adj $A = [A_{ij}]^T$

$= \begin{bmatrix} 0 & -3 & 3 \\ 0 & -12 & 0 \\ 4 & 7 & 1 \end{bmatrix}$

1.2.4 Inverse of a matrix

Let A be any non-singular matrix of order n. If there exists a square matrix B of order n such that $AB = BA = I$ then, B is called the inverse of A and is denoted by A^{-1}

We have A (adj A) = (adj A)A

$= |A|\, I$

$\Longrightarrow A\left(\frac{1}{|A|} adj\ A\right) = \left(\frac{1}{|A|} adj\ A\right)A$

$= I$

$\Longrightarrow AB = BA = I$ where $B = \frac{1}{|A|} adjA$

$$A^{-1} = \frac{1}{|A|} adjA$$

NOTE

(i) If B is the inverse of A then, A is the inverse of B

i.e., $B = A^{-1} \Rightarrow A = B^{-1}$

(ii) $AA^{-1} = A^{-1}A = I$

(iii) The inverse of a matrix, if it exists, is unique.

(iv) Order of inverse of A will be the same as that of A.

(v) $I^{-1} = I$, where I is the identity matrix.

(vi) $(AB)^{-1} = B^{-1}A^{-1}$ (vii) $|A^{-1}| = \frac{1}{|A|}$

DO YOU KNOW?

Let A be a non-singular matrix, then

$$A^2 = I \Leftrightarrow A = A^{-1}$$

Example 1.14

If $A = \begin{bmatrix} 2 & 4 \\ -3 & 2 \end{bmatrix}$ then, find A^{-1}.

Solution

$A = \begin{bmatrix} 2 & 4 \\ -3 & 2 \end{bmatrix}$

$|A| = \begin{vmatrix} 2 & 4 \\ -3 & 2 \end{vmatrix} = 16 \neq 0$

01_11th_BM-STAT_Ch-1-EM.indd 9 13-12-2022 09:37:20

Since A is a nonsingular matrix, A^{-1} exists

Now $\text{adj A} = \begin{bmatrix} 2 & -4 \\ 3 & 2 \end{bmatrix}$

$$A^{-1} = \frac{1}{|A|} adjA$$

$$= \frac{1}{16}\begin{bmatrix} 2 & -4 \\ 3 & 2 \end{bmatrix}$$

Example 1.15

If $\text{A} = \begin{bmatrix} -2 & 6 \\ 3 & -9 \end{bmatrix}$ then, find A^{-1}

Solution

$$|A| = \begin{vmatrix} -2 & 6 \\ 3 & -9 \end{vmatrix} = 0$$

Since A is a singular matrix, A^{-1} does not exist.

Example 1.16

If $\text{A} = \begin{bmatrix} 2 & 4 & 4 \\ 2 & 5 & 4 \\ 2 & 5 & 3 \end{bmatrix}$ then find A^{-1}

Solution

$$|A| = \begin{vmatrix} 2 & 4 & 4 \\ 2 & 5 & 4 \\ 2 & 5 & 3 \end{vmatrix}$$

$$= 2\begin{vmatrix} 5 & 4 \\ 5 & 3 \end{vmatrix} - 4\begin{vmatrix} 2 & 4 \\ 2 & 3 \end{vmatrix} + 4\begin{vmatrix} 2 & 5 \\ 2 & 5 \end{vmatrix}$$

$$= 2(15 - 20) - 4(6 - 8) + 4(10 - 10)$$

$$= 2(-5) - 4(-2) + 4(0)$$

$$= -10 + 8 + 0 = -2 \neq 0$$

Since A is a nonsingular matrix, A^{-1} exists.

$$A_{11} = -5;\ A_{21} = 8;\ A_{31} = -4$$

$$A_{12} = 2;\ A_{22} = -2;\ A_{32} = 0$$

$$A_{13} = 0;\ A_{23} = -2;\ A_{33} = 2$$

$$[A_{ij}] = \begin{bmatrix} -5 & 2 & 0 \\ 8 & -2 & -2 \\ -4 & 0 & 2 \end{bmatrix}$$

$$\text{adj A} = \begin{bmatrix} -5 & 8 & -4 \\ 2 & -2 & 0 \\ 0 & -2 & 2 \end{bmatrix}$$

$$A^{-1} = \frac{1}{|A|} adjA = \frac{1}{-2}\begin{bmatrix} -5 & 8 & -4 \\ 2 & -2 & 0 \\ 0 & -2 & 2 \end{bmatrix}$$

$$= \begin{bmatrix} \frac{5}{2} & -4 & 2 \\ -1 & 1 & 0 \\ 0 & 1 & -1 \end{bmatrix}$$

Example 1.17

If $A = \begin{bmatrix} 2 & 3 \\ 1 & 2 \end{bmatrix}$ satisfies the equation $A^2 - kA + I_2 = O$ then, find k and also A^{-1}.

Solution

$$\text{A} = \begin{bmatrix} 2 & 3 \\ 1 & 2 \end{bmatrix}$$

$$A^2 = \text{A.A}$$

$$= \begin{bmatrix} 2 & 3 \\ 1 & 2 \end{bmatrix}\begin{bmatrix} 2 & 3 \\ 1 & 2 \end{bmatrix}$$

$$= \begin{bmatrix} 7 & 12 \\ 4 & 7 \end{bmatrix}$$

Given $A^2 - kA + I_2 = O$

$$\Rightarrow \begin{bmatrix} 7 & 12 \\ 4 & 7 \end{bmatrix} - k\begin{bmatrix} 2 & 3 \\ 1 & 2 \end{bmatrix} + \begin{bmatrix} 1 & 0 \\ 0 & 1 \end{bmatrix} = \begin{bmatrix} 0 & 0 \\ 0 & 0 \end{bmatrix}$$

$$\Rightarrow \begin{bmatrix} 7 - 2k + 1 & 12 - 3k + 0 \\ 4 - k + 0 & 7 - 2k + 1 \end{bmatrix} = \begin{bmatrix} 0 & 0 \\ 0 & 0 \end{bmatrix}$$

$$\Rightarrow \begin{bmatrix} 8 - 2k & 12 - 3k \\ 4 - k & 8 - 2k \end{bmatrix} = \begin{bmatrix} 0 & 0 \\ 0 & 0 \end{bmatrix}$$

$$\Rightarrow 4 - k = 0$$

$$\Rightarrow \text{k} = 4.$$

Also $|A| = \begin{vmatrix} 2 & 3 \\ 1 & 2 \end{vmatrix}$

$$= 4 - 3 = 1 \neq 0$$

$$\text{adj } A = \begin{bmatrix} 2 & -3 \\ -1 & 2 \end{bmatrix}$$

$$A^{-1} = \frac{1}{|A|} adjA$$

01_11th_BM-STAT_Ch-1-EM.indd 10 13-12-2022 09:37:22

$$= \frac{1}{1}\begin{bmatrix} 2 & -3 \\ -1 & 2 \end{bmatrix}$$

$$= \begin{bmatrix} 2 & -3 \\ -1 & 2 \end{bmatrix}$$

Example 1.18

If A= $\begin{bmatrix} 1 & 2 \\ 1 & 1 \end{bmatrix}$, B = $\begin{bmatrix} 0 & -1 \\ 1 & 2 \end{bmatrix}$ then, show that $(AB)^{-1} = B^{-1}A^{-1}$.

Solution

$$|A| = \begin{vmatrix} 1 & 2 \\ 1 & 1 \end{vmatrix} = 1 - 2 = -1 \neq 0$$

$\therefore$ A^{-1} exists.

$$|B| = \begin{vmatrix} 0 & -1 \\ 1 & 2 \end{vmatrix} = 0 + 1 = 1 \neq 0$$

B^{-1} also exists.

$$\text{AB} = \begin{bmatrix} 1 & 2 \\ 1 & 1 \end{bmatrix}\begin{bmatrix} 0 & -1 \\ 1 & 2 \end{bmatrix} = \begin{bmatrix} 2 & 3 \\ 1 & 1 \end{bmatrix}$$

$$|AB| = \begin{vmatrix} 2 & 3 \\ 1 & 1 \end{vmatrix} = -1 \neq 0$$

$(AB)^{-1}$ exists.

$$\text{adj(AB)} = \begin{bmatrix} 1 & -3 \\ -1 & 2 \end{bmatrix}$$

$$(AB)^{-1} = \frac{1}{|AB|}adj(AB)$$

$$= \frac{1}{-1}\begin{bmatrix} 1 & -3 \\ -1 & 2 \end{bmatrix}$$

$$= \begin{bmatrix} -1 & 3 \\ 1 & -2 \end{bmatrix} \qquad \ldots (1)$$

$$\text{adj A} = \begin{bmatrix} 1 & -2 \\ -1 & 1 \end{bmatrix}$$

$$A^{-1} = \frac{1}{|A|}adjA$$

$$= \frac{1}{-1}\begin{bmatrix} 1 & -2 \\ -1 & 1 \end{bmatrix}$$

$$= \begin{bmatrix} -1 & 2 \\ 1 & -1 \end{bmatrix}$$

$$\text{adj B} = \begin{bmatrix} 2 & 1 \\ -1 & 0 \end{bmatrix}$$

$$B^{-1} = \frac{1}{|B|}adjB$$

$$= \frac{1}{1}\begin{bmatrix} 2 & 1 \\ -1 & 0 \end{bmatrix} = \begin{bmatrix} 2 & 1 \\ -1 & 0 \end{bmatrix}$$

$$B^{-1}A^{-1} = \begin{bmatrix} 2 & 1 \\ -1 & 0 \end{bmatrix}\begin{bmatrix} -1 & 2 \\ 1 & -1 \end{bmatrix}$$

$$= \begin{bmatrix} -1 & 3 \\ 1 & -2 \end{bmatrix} \qquad \ldots (2)$$

From (1) and (2), $(AB)^{-1} = B^{-1}A^{-1}$. Hence proved.

Example 1.19

Show that the matrices

$$A = \begin{bmatrix} 1 & 3 & 7 \\ 4 & 2 & 3 \\ 1 & 2 & 1 \end{bmatrix} \text{ and } B = \begin{bmatrix} \frac{-4}{35} & \frac{11}{35} & \frac{-5}{35} \\ \frac{-1}{35} & \frac{-6}{35} & \frac{25}{35} \\ \frac{6}{35} & \frac{1}{35} & \frac{-10}{35} \end{bmatrix}$$

are inverses of each other.

Solution

$$\text{AB} = \begin{bmatrix} 1 & 3 & 7 \\ 4 & 2 & 3 \\ 1 & 2 & 1 \end{bmatrix}\begin{bmatrix} \frac{-4}{35} & \frac{11}{35} & \frac{-5}{35} \\ \frac{-1}{35} & \frac{-6}{35} & \frac{25}{35} \\ \frac{6}{35} & \frac{1}{35} & \frac{-10}{35} \end{bmatrix}$$

$$= \begin{bmatrix} 1 & 3 & 7 \\ 4 & 2 & 3 \\ 1 & 2 & 1 \end{bmatrix}\frac{1}{35}\begin{bmatrix} -4 & 11 & -5 \\ -1 & -6 & 25 \\ 6 & 1 & -10 \end{bmatrix}$$

$$= \frac{1}{35}\begin{bmatrix} 35 & 0 & 0 \\ 0 & 35 & 0 \\ 0 & 0 & 35 \end{bmatrix}$$

$$= \frac{35}{35}\begin{bmatrix} 1 & 0 & 0 \\ 0 & 1 & 0 \\ 0 & 0 & 1 \end{bmatrix}$$

$$= \begin{bmatrix} 1 & 0 & 0 \\ 0 & 1 & 0 \\ 0 & 0 & 1 \end{bmatrix} = \text{I}$$

01_11th_BM-STAT_Ch-1-EM.indd 11 13-12-2022 09:37:24

$$BA = \begin{bmatrix} \frac{-4}{35} & \frac{11}{35} & \frac{-5}{35} \\ \frac{-1}{35} & \frac{-6}{35} & \frac{25}{35} \\ \frac{6}{35} & \frac{1}{35} & \frac{-10}{35} \end{bmatrix} \begin{bmatrix} 1 & 3 & 7 \\ 4 & 2 & 3 \\ 1 & 2 & 1 \end{bmatrix}$$

$$= \frac{1}{35} \begin{bmatrix} -4 & 11 & -5 \\ -1 & -6 & 25 \\ 6 & 1 & -10 \end{bmatrix} \begin{bmatrix} 1 & 3 & 7 \\ 4 & 2 & 3 \\ 1 & 2 & 1 \end{bmatrix}$$

$$= \frac{1}{35} \begin{bmatrix} 35 & 0 & 0 \\ 0 & 35 & 0 \\ 0 & 0 & 35 \end{bmatrix}$$

$$= \frac{35}{35} \begin{bmatrix} 1 & 0 & 0 \\ 0 & 1 & 0 \\ 0 & 0 & 1 \end{bmatrix}$$

$$= \begin{bmatrix} 1 & 0 & 0 \\ 0 & 1 & 0 \\ 0 & 0 & 1 \end{bmatrix} = \mathrm{I}$$

Thus $AB = BA = \mathrm{I}$

Therefore A and B are inverses of each other.

Exercise 1.2

1. Find the adjoint of the matrix $A = \begin{bmatrix} 2 & 3 \\ 1 & 4 \end{bmatrix}$

2. If $A = \begin{bmatrix} 1 & 3 & 3 \\ 1 & 4 & 3 \\ 1 & 3 & 4 \end{bmatrix}$ then verify that $A(adj\ A) = |A|\ \mathrm{I}$ and also find A^{-1}

3. Find the inverse of each of the following matrices

(i) $\begin{bmatrix} 1 & -1 \\ 2 & 3 \end{bmatrix}$ (ii) $\begin{bmatrix} 3 & 1 \\ -1 & 3 \end{bmatrix}$

(iii) $\begin{bmatrix} 1 & 2 & 3 \\ 0 & 2 & 4 \\ 0 & 0 & 5 \end{bmatrix}$ (iv) $\begin{bmatrix} -3 & -5 & 4 \\ -2 & 3 & -1 \\ 1 & -4 & -6 \end{bmatrix}$

4. If $A = \begin{bmatrix} 2 & 3 \\ 1 & -6 \end{bmatrix}$ and $B = \begin{bmatrix} -1 & 4 \\ 1 & -2 \end{bmatrix}$, then verify $adj\ (AB) = (adj\ B)(adj\ A)$

5. If $A = \begin{bmatrix} 2 & -2 & 2 \\ 2 & 3 & 0 \\ 9 & 1 & 5 \end{bmatrix}$ then, show that $(adj\ A)A = \mathrm{O}$

6. If $A = \begin{bmatrix} -1 & 2 & -2 \\ 4 & -3 & 4 \\ 4 & -4 & 5 \end{bmatrix}$ then, show that the inverse of A is A itself.

7. If $A^{-1} = \begin{bmatrix} 1 & 0 & 3 \\ 2 & 1 & -1 \\ 1 & -1 & 1 \end{bmatrix}$ then, find A.

8. Show that the matrices $A = \begin{bmatrix} 2 & 2 & 1 \\ 1 & 3 & 1 \\ 1 & 2 & 2 \end{bmatrix}$ and $B = \begin{bmatrix} \frac{4}{5} & -\frac{2}{5} & -\frac{1}{5} \\ -\frac{1}{5} & \frac{3}{5} & -\frac{1}{5} \\ -\frac{1}{5} & -\frac{2}{5} & \frac{4}{5} \end{bmatrix}$ are inverses of each other.

9. If $A = \begin{bmatrix} 3 & 7 \\ 2 & 5 \end{bmatrix}$ and $B = \begin{bmatrix} 6 & 8 \\ 7 & 9 \end{bmatrix}$ then, verify that $(AB)^{-1} = B^{-1}A^{-1}$

10. Find λ if the matrix $\begin{bmatrix} 1 & 1 & 3 \\ 2 & \lambda & 4 \\ 9 & 7 & 11 \end{bmatrix}$ has no inverse.

11. If $X = \begin{bmatrix} 8 & -1 & -3 \\ -5 & 1 & 2 \\ 10 & -1 & -4 \end{bmatrix}$ and $Y = \begin{bmatrix} 2 & 1 & -1 \\ 0 & 2 & 1 \\ 5 & p & q \end{bmatrix}$ then, find p, q if $Y = X^{-1}$

1.2.5 Solution of a system of linear equations

Consider a system of n linear non – homogeneous equations with n unknowns $x_1, x_2, \ldots\ldots x_n$ as

$$a_{11}x_1 + a_{12}x_2 + \ldots. + a_{1n}x_n = b_1$$
$$a_{21}x_1 + a_{22}x_2 + \ldots. + a_{2n}x_n = b_2$$
$$\ldots\ldots\ldots\ldots\ldots\ldots\ldots\ldots$$
$$\ldots\ldots\ldots\ldots\ldots\ldots\ldots\ldots$$
$$a_{m1}x_1 + a_{m2}x_2 + \ldots + a_{mn}x_n = b_m$$

01_11th_BM-STAT_Ch-1-EM.indd 12 13-12-2022 09:37:26

This can be written in matrix form as

$$\begin{bmatrix} a_{11}\, a_{12} \ldots . a_{1n} \\ a_{21}\, a_{22} \ldots a_{2n} \\ \ldots\ldots\ldots\ldots\ldots \\ \ldots\ldots\ldots\ldots\ldots \\ a_{m1}\, a_{m2} \ldots a_{mn} \end{bmatrix} \begin{bmatrix} x_1 \\ x_2 \\ . \\ . \\ x_n \end{bmatrix} = \begin{bmatrix} b_1 \\ b_2 \\ . \\ . \\ b_m \end{bmatrix}$$

Thus we get the matrix equation

$AX = B$ … (1)

where $A = \begin{bmatrix} a_{11}\, a_{12} \ldots . a_{1n} \\ a_{21}\, a_{22} \ldots . a_{2n} \\ .. \ldots \ldots \ldots \ldots \\ .. \ldots \ldots \ldots \ldots \\ a_{m1}\, a_{m2} \ldots . a_{mn} \end{bmatrix}$;

$X = \begin{bmatrix} x_1 \\ x_2 \\ . \\ . \\ x_n \end{bmatrix}$ and $B = \begin{bmatrix} b_1 \\ b_2 \\ . \\ . \\ b_m \end{bmatrix}$

From (1) solution is

$$\boxed{X = A^{-1}B}$$

Example 1.20

Solve by using matrix inversion method:

$2x + 5y = 1$

$3x + 2y = 7$

Solution

The given system can be written as

$$\begin{bmatrix} 2 & 5 \\ 3 & 2 \end{bmatrix} \begin{bmatrix} x \\ y \end{bmatrix} = \begin{bmatrix} 1 \\ 7 \end{bmatrix}$$

i.e., $AX = B$

$X = A^{-1}B$

where $A = \begin{bmatrix} 2 & 5 \\ 3 & 2 \end{bmatrix}$, $X = \begin{bmatrix} x \\ y \end{bmatrix}$ and $B = \begin{bmatrix} 1 \\ 7 \end{bmatrix}$

$$|A| = \begin{vmatrix} 2 & 5 \\ 3 & 2 \end{vmatrix}$$

$= -11 \neq 0$

A^{-1} exists.

$$adj\ A = \begin{bmatrix} 2 & -5 \\ -3 & 2 \end{bmatrix}$$

$$A^{-1} = \frac{1}{|A|} adjA$$

$$= \frac{1}{-11} \begin{bmatrix} 2 & -5 \\ -3 & 2 \end{bmatrix}$$

$X = A^{-1}B$

$$= \frac{1}{-11} \begin{bmatrix} 2 & -5 \\ -3 & 2 \end{bmatrix} \begin{bmatrix} 1 \\ 7 \end{bmatrix}$$

$$= -\frac{1}{11} \begin{bmatrix} -33 \\ 11 \end{bmatrix} = \begin{bmatrix} 3 \\ -1 \end{bmatrix}$$

$$\begin{bmatrix} x \\ y \end{bmatrix} = \begin{bmatrix} 3 \\ -1 \end{bmatrix}$$

$x = 3$ and $y = -1$.

Example 1.21

Solve by using matrix inversion method:

$3x - 2y + 3z = 8;\ 2x + y - z = 1;$

$4x - 3y + 2z = 4$

Solution

The given system can be written as

$$\begin{bmatrix} 3 & -2 & 3 \\ 2 & 1 & -1 \\ 4 & -3 & 2 \end{bmatrix} \begin{bmatrix} x \\ y \\ z \end{bmatrix} = \begin{bmatrix} 8 \\ 1 \\ 4 \end{bmatrix}$$

i.e., $AX = B$

$X = A^{-1}B$

Here $A = \begin{bmatrix} 3 & -2 & 3 \\ 2 & 1 & -1 \\ 4 & -3 & 2 \end{bmatrix}$, $X = \begin{bmatrix} x \\ y \\ z \end{bmatrix}$ and

$B = \begin{bmatrix} 8 \\ 1 \\ 4 \end{bmatrix}$

$$|A| = \begin{vmatrix} 3 & -2 & 3 \\ 2 & 1 & -1 \\ 4 & -3 & 2 \end{vmatrix}$$

$= -17 \neq 0$

01_11th_BM-STAT_Ch-1-EM.indd 13 13-12-2022 09:37:28

A^{-1} exists

$A_{11} = -1 \quad A_{12} = -8 \quad A_{13} = -10$

$A_{21} = -5 \quad A_{22} = -6 \quad A_{23} = 1$

$A_{31} = -1 \quad A_{32} = 9 \quad A_{33} = 7$

$$[A_{ij}] = \begin{bmatrix} -1 & -8 & -10 \\ -5 & -6 & 1 \\ -1 & 9 & 7 \end{bmatrix}$$

$$adj\ A = [A_{ij}]^T = \begin{bmatrix} -1 & -5 & -1 \\ -8 & -6 & 9 \\ -10 & 1 & 7 \end{bmatrix}$$

$$A^{-1} = \frac{1}{|A|} adjA = -\frac{1}{17}\begin{bmatrix} -1 & -5 & -1 \\ -8 & -6 & 9 \\ -10 & 1 & 7 \end{bmatrix}$$

$$X = A^{-1}B = -\frac{1}{17}\begin{bmatrix} -1 & -5 & -1 \\ -8 & -6 & 9 \\ -10 & 1 & 7 \end{bmatrix}\begin{bmatrix} 8 \\ 1 \\ 4 \end{bmatrix}$$

$$= -\frac{1}{17}\begin{bmatrix} -17 \\ -34 \\ -51 \end{bmatrix} = \begin{bmatrix} 1 \\ 2 \\ 3 \end{bmatrix}$$

$$\begin{bmatrix} x \\ y \\ z \end{bmatrix} = \begin{bmatrix} 1 \\ 2 \\ 3 \end{bmatrix}$$

$x = 1$, $y = 2$ and $z = 3$.

Example 1.22

The cost of 4 kg onion, 3 kg wheat and 2 kg rice is ₹320. The cost of 2kg onion, 4 kg wheat and 6 kg rice is ₹560. The cost of 6 kg onion, 2 kg wheat and 3 kg rice is ₹380. Find the cost of each item per kg by matrix inversion method.

Solution

Let x, y and z be the cost of onion, wheat and rice per kg respectively.

Then, $4x + 3y + 2z = 320$

$2x + 4y + 6z = 560$

$6x + 2y + 3z = 380.$

It can be written as

$$\begin{bmatrix} 4 & 3 & 2 \\ 2 & 4 & 6 \\ 6 & 2 & 3 \end{bmatrix}\begin{bmatrix} x \\ y \\ z \end{bmatrix} = \begin{bmatrix} 320 \\ 560 \\ 380 \end{bmatrix}$$

$$AX = B$$

where $A = \begin{bmatrix} 4 & 3 & 2 \\ 2 & 4 & 6 \\ 6 & 2 & 3 \end{bmatrix}$, $X = \begin{bmatrix} x \\ y \\ z \end{bmatrix}$ and $B = \begin{bmatrix} 320 \\ 560 \\ 380 \end{bmatrix}$

$$|A| = \begin{vmatrix} 4 & 3 & 2 \\ 2 & 4 & 6 \\ 6 & 2 & 3 \end{vmatrix}$$

$$= 50 \neq 0$$

A^{-1} exist

$A_{11} = 0 \quad A_{12} = 30 \quad A_{13} = -20$

$A_{21} = -5 \quad A_{22} = 0 \quad A_{23} = 10$

$A_{31} = 10 \quad A_{32} = -20 \quad A_{33} = 10$

$$[A_{ij}] = \begin{bmatrix} 0 & 30 & -20 \\ -5 & 0 & 10 \\ 10 & -20 & 10 \end{bmatrix}$$

$$\text{adj } A = [A_{ij}]^T = \begin{bmatrix} 0 & -5 & 10 \\ 30 & 0 & -20 \\ -20 & 10 & 10 \end{bmatrix}$$

$$A^{-1} = \frac{1}{|A|} adjA = \frac{1}{50}\begin{bmatrix} 0 & -5 & 10 \\ 30 & 0 & -20 \\ -20 & 10 & 10 \end{bmatrix}$$

$$X = A^{-1}B = \frac{1}{50}\begin{bmatrix} 0 & -5 & 10 \\ 30 & 0 & -20 \\ -20 & 10 & 10 \end{bmatrix}\begin{bmatrix} 320 \\ 560 \\ 380 \end{bmatrix}$$

$$= \frac{1}{5}\begin{bmatrix} 0 & -5 & 10 \\ 30 & 0 & -20 \\ -20 & 10 & 10 \end{bmatrix}\begin{bmatrix} 32 \\ 56 \\ 38 \end{bmatrix}$$

01_11th_BM-STAT_Ch-1-EM.indd 14 13-12-2022 09:37:29

$$= \frac{1}{5}\begin{bmatrix} 0-280+380 \\ 960+0-760 \\ -640+560+380 \end{bmatrix}$$

$$= \frac{1}{5}\begin{bmatrix} 100 \\ 200 \\ 300 \end{bmatrix}$$

$$\begin{bmatrix} x \\ y \\ z \end{bmatrix} = \begin{bmatrix} 20 \\ 40 \\ 60 \end{bmatrix}$$

$x = 20$, $y = 40$ and $z = 60$.

Cost of 1 kg onion is ₹20, cost of 1 kg wheat is ₹40 and cost of 1 kg rice is ₹60.

Exercise 1.3

1. Solve by matrix inversion method:
   $2x + 3y - 5 = 0$; $x - 2y + 1 = 0$
2. Solve by matrix inversion method:
   (i) $3x - y + 2z = 13$; $2x + y - z = 3$; $x + 3y - 5z = -8$
   (ii) $x - y + 2z = 3$; $2x + z = 1$; $3x + 2y + z = 4$.
   (iii) $2x - z = 0$; $5x + y = 4$; $y + 3z = 5$
3. A sales person Ravi has the following record of sales for the month of January, February and March 2009 for three products A, B and C He has been paid a commission at fixed rate per unit but at varying rates for products A, B and C

Months	Sales in Units			Commission
	A	B	C	
January	9	10	2	800
February	15	5	4	900
March	6	10	3	850

   Find the rate of commission payable on A, B and C per unit sold using matrix inversion method.
4. The prices of three commodities A, B and C are ₹x, ₹y and ₹z per unit respectively. P purchases 4 units of C and sells 3 units of A and 5 units of B. Q purchases 3 units of B and sells 2 units of A and 1 unit of C. R purchases 1 unit of A and sells 4 units of B and 6 units of C. In the process P, Q and R earn ₹6,000, ₹5,000 and ₹13,000 respectively. By using matrix inversion method, find the prices per unit of A, B and C.
5. The sum of three numbers is 20. If we multiply the first by 2 and add the second number and subtract the third we get 23. If we multiply the first by 3 and add second and third to it, we get 46. By using matrix inversion method find the numbers.
6. Weekly expenditure in an office for three weeks is given as follows. Assuming that the salary in all the three weeks of different categories of staff did not vary, calculate the salary for each type of staff, using matrix inversion method.

Week	Number of employees			Total weekly salary (in ₹)
	A	B	C	
1st week	4	2	3	4900
2nd week	3	3	2	4500
3rd week	4	3	4	5800

1.3 Input–Output Analysis

Input–Output analysis is a technique which was invented by Prof. Wassily W. Leontief. Input–Output analysis is a form of economic analysis based on the interdependencies between economic

01_11th_BM-STAT_Ch-1-EM.indd 15 13-12-2022 09:37:29

sectors. The method is most commonly used for estimating the impacts of positive or negative economic shocks and analyzing the ripple effects throughout an economy.

The foundation of Input–Output analysis involves input–output tables. Such tables include a series of rows and columns of data that quantify the supply chain for sectors of the economy. Industries are listed in the heads of each row and each column. The data in each column corresponds to the level of inputs used in that industry's production function. For example the column for auto manufacturing shows the resources required for building automobiles (ie., requirement of steel, aluminum, plastic, electronic etc.,). Input–Output models typically includes separate tables showing the amount of labour required per rupee unit of investment or production.

Consider a simple economic model consisting of two industries A_1 and A_2 where each produces only one type of product. Assume that each industry consumes part of its own output and rest from the other industry for its operation. The industries are thus interdependent. Further assume that whatever is produced that is consumed. That is the total output of each industry must be such as to meet its own demand, the demand of the other industry and the external demand (final demand).

Our aim is to determine the output levels of each of the two industries in order to meet a change in final demand, based on knowledge of the current outputs of the two industries, of course under the assumption that the structure of the economy does not change.

Let a_{ij} be the rupee value of the output of A_i consumed by A_j, $i, j = 1, 2$

Let x_1 and x_2 be the rupee value of the current outputs of A_1 and A_2 respectively.

Let d_1 and d_2 be the rupee value of the final demands for the outputs of A_1 and A_2 respectively.

The assumptions lead us to frame the two equations

$$a_{11} + a_{12} + d_1 = x_1;$$
$$a_{21} + a_{22} + d_2 = x_2 \quad \ldots (1)$$

Let $b_{ij} = \frac{a_{ij}}{x_j}$ $i, j = 1, 2$

$$b_{11} = \frac{a_{11}}{x_1}; \quad b_{12} = \frac{a_{12}}{x_2};$$

$$b_{21} = \frac{a_{21}}{x_1}; \quad b_{22} = \frac{a_{22}}{x_2}$$

The equations (1) take the form

$$b_{11}x_1 + b_{12}x_2 + d_1 = x_1$$

$$b_{21}x_1 + b_{22}x_2 + d_2 = x_2$$

The above equations can be rearranged as

$$(1 - b_{11})x_1 - b_{12}x_2 = d_1$$

$$-b_{21}x_1 + (1 - b_{22})x_2 = d_2$$

The matrix form of the above equations is

$$\begin{bmatrix} 1 - b_{11} & -b_{12} \\ -b_{21} & 1 - b_{22} \end{bmatrix} \begin{bmatrix} x_1 \\ x_2 \end{bmatrix} = \begin{bmatrix} d_1 \\ d_2 \end{bmatrix}$$

$$\left\{ \begin{pmatrix} 1 & 0 \\ 0 & 1 \end{pmatrix} - \begin{pmatrix} b_{11} & b_{12} \\ b_{21} & b_{22} \end{pmatrix} \right\} \begin{bmatrix} x_1 \\ x_2 \end{bmatrix} = \begin{bmatrix} d_1 \\ d_2 \end{bmatrix}$$

$$(1 - B)X = D$$

where $B = \begin{bmatrix} b_{11} & b_{12} \\ b_{21} & b_{22} \end{bmatrix}$, $I = \begin{bmatrix} 1 & 0 \\ 0 & 1 \end{bmatrix}$

01_11th_BM-STAT_Ch-1-EM.indd 16 13-12-2022 09:37:29

$$X = \begin{bmatrix} x_1 \\ x_2 \end{bmatrix} \text{ and } D = \begin{bmatrix} d_1 \\ d_2 \end{bmatrix}$$

By solving we get

$$\boxed{X=(I-B)^{-1}D}$$

The matrix B is known as the ***Technology matrix***.

1.3.1 The Hawkins – Simon conditions

Hawkins – Simon conditions ensure the viability of the system.

If B is the technology matrix then Hawkins – Simon conditions are

(i) the main diagonal elements in $I - B$ must be positive and

(ii) $|I - B|$ must be positive.

Example 1.23

The technology matrix of an economic system of two industries is $\begin{bmatrix} 0.8 & 0.2 \\ 0.9 & 0.7 \end{bmatrix}$. Test whether the system is viable as per Hawkins – Simon conditions.

Solution

$$\text{B} = \begin{bmatrix} 0.8 & 0.2 \\ 0.9 & 0.7 \end{bmatrix}$$

$$I - B = \begin{bmatrix} 1 & 0 \\ 0 & 1 \end{bmatrix} - \begin{bmatrix} 0.8 & 0.2 \\ 0.9 & 0.7 \end{bmatrix}$$

$$= \begin{bmatrix} 0.2 & -0.2 \\ -0.9 & 0.3 \end{bmatrix}$$

$$|I - B| = \begin{vmatrix} 0.2 & -0.2 \\ -0.9 & 0.3 \end{vmatrix}$$

$$= (0.2)(0.3)-(-0.2)(-0.9)$$

$$= 0.06 - 0.18$$

$$= -0.12 < 0$$

Since $|I - B|$ is negative, Hawkins – Simon conditions are not satisfied.

Therefore, the given system is not viable.

Example 1.24

The following inter – industry transactions table was constructed for an economy of the year 2016.

Industry	1	2	Final consumption	Total output
1	500	1,600	400	2,500
2	1,750	1,600	4,650	8,000
Labours	250	4,800	-	-

Construct technology co-efficient matrix showing direct requirements. Does a solution exist for this system.

Solution

$$a_{11} = 500 \quad a_{12} = 1600 \quad x_1 = 2500$$

$$a_{21} = 1750 \quad a_{22} = 1600 \quad x_2 = 8000$$

$$b_{11} = \frac{a_{11}}{x_1} = \frac{500}{2500} = 0.20;$$

$$b_{12} = \frac{a_{12}}{x_2} = \frac{1600}{8000} = 0.20$$

$$b_{21} = \frac{a_{21}}{x_1} = \frac{1750}{2500} = 0.70;$$

$$b_{22} = \frac{a_{22}}{x_2} = \frac{1600}{8000} = 0.20$$

The technology matrix is $= \begin{bmatrix} 0.2 & 0.2 \\ 0.7 & 0.2 \end{bmatrix}$

$$I - B = \begin{bmatrix} 1 & 0 \\ 0 & 1 \end{bmatrix} - \begin{bmatrix} 0.2 & 0.2 \\ 0.7 & 0.2 \end{bmatrix}$$

$= \begin{bmatrix} 0.8 & -0.2 \\ -0.7 & 0.8 \end{bmatrix}$, elements of main diagonal are positive

$$\text{Now, } |I - B| = \begin{vmatrix} 0.8 & -0.2 \\ -0.7 & 0.8 \end{vmatrix}$$

$$= (0.8)(0.8)-(-0.7)(-0.2)$$

$$= 0.64 - 0.14$$

$$= 0.50 > 0$$

01_11th_BM-STAT_Ch-1-EM.indd 17 13-12-2022 09:37:30

Since diagonal elements of $I–B$ are positive and $|I-B|$ is positive,

Hawkins – Simon conditions are satisfied

Hence this system has a solution.

Example 1.25

In an economy there are two industries P_1 and P_2 and the following table gives the supply and the demand position in crores of rupees.

Production sector	Consumption sector P_1	Consumption sector P_2	Final demand	Gross output
P_1	10	25	15	50
P_2	20	30	10	60

Determine the outputs when the final demand changes to 35 for P_1 and 42 for P_2.

Solution

$a_{11} = 10 \qquad a_{12} = 25 \qquad x_1 = 50$

$a_{21} = 20 \qquad a_{22} = 30 \qquad x_2 = 60$

$$b_{11} = \frac{a_{11}}{x_1} = \frac{10}{50} = \frac{1}{5};$$

$$b_{12} = \frac{a_{12}}{x_2} = \frac{25}{60} = \frac{5}{12}$$

$$b_{21} = \frac{a_{21}}{x_1} = \frac{20}{50} = \frac{2}{5};$$

$$b_{22} = \frac{a_{22}}{x_2} = \frac{30}{60} = \frac{1}{2}$$

The technology matrix is $B = \begin{bmatrix} \frac{1}{5} & \frac{5}{12} \\ \frac{2}{5} & \frac{1}{2} \end{bmatrix}$

$$I - B = \begin{bmatrix} 1 & 0 \\ 0 & 1 \end{bmatrix} - \begin{bmatrix} \frac{1}{5} & \frac{5}{12} \\ \frac{2}{5} & \frac{1}{2} \end{bmatrix}$$

$$= \begin{bmatrix} \frac{4}{5} & -\frac{5}{12} \\ -\frac{2}{5} & \frac{1}{2} \end{bmatrix}, \text{ elements of main diagonal are positive}$$

$$\text{Now, } |I-B| = \begin{vmatrix} \frac{4}{5} & -\frac{5}{12} \\ -\frac{2}{5} & \frac{1}{2} \end{vmatrix}$$

$$= \frac{7}{30} > 0$$

Main diagonal elements of $|I-B|$ are positive and $|I-B|$ is positive

$\therefore$ The problem has a solution

$$adj\ (I–B) = \begin{bmatrix} \frac{1}{2} & \frac{5}{12} \\ \frac{2}{5} & \frac{4}{5} \end{bmatrix}$$

$$(I–B)^{-1} = \frac{1}{|I-B|} adj(I-B)$$

$$(\text{Since } |I-B| \neq 0, (I-B)^{-1} \text{exist})$$

$$= \frac{1}{\frac{7}{30}} adj(I-B)$$

$$= \frac{30}{7}\begin{bmatrix} \frac{1}{2} & \frac{5}{12} \\ \frac{2}{5} & \frac{4}{5} \end{bmatrix} = \frac{1}{7}\begin{bmatrix} 15 & \frac{25}{2} \\ 12 & 24 \end{bmatrix}$$

$$X = (I–B)^{-1}D, \text{ where } D = \begin{bmatrix} 35 \\ 42 \end{bmatrix}$$

$$= \frac{1}{7}\begin{bmatrix} 15 & \frac{25}{2} \\ 12 & 24 \end{bmatrix}\begin{bmatrix} 35 \\ 42 \end{bmatrix} = \begin{bmatrix} 150 \\ 204 \end{bmatrix}$$

The output of industry P_1 should be ₹150 crores and P_2 should be ₹204 crores.

Example 1.26

An economy produces only coal and steel. These two commodities serve as intermediate inputs in each other's production. 0.4 tonne of steel and 0.7 tonne of coal are needed to produce a tonne of steel. Similarly 0.1 tonne of steel and 0.6 tonne of coal are required to produce a tonne of coal. No capital inputs are needed. Do you think that the system is viable? 2 and 5 labour days are required to produce a tonnes of coal and steel

01_11th_BM-STAT_Ch-1-EM.indd 18 13-12-2022 09:37:32

respectively. If economy needs 100 tonnes of coal and 50 tonnes of steel, calculate the gross output of the two commodities and the total labour days required.

Solution

Here the technology matrix is given under

	Steel	Coal	Final demand
Steel	0.4	0.1	50
Coal	0.7	0.6	100
Labour days	5	2	-

The technology matrix is $B = \begin{bmatrix} 0.4 & 0.1 \\ 0.7 & 0.6 \end{bmatrix}$

$$I - B = \begin{bmatrix} 1 & 0 \\ 0 & 1 \end{bmatrix} - \begin{bmatrix} 0.4 & 0.1 \\ 0.7 & 0.6 \end{bmatrix}$$

$$= \begin{bmatrix} 0.6 & -0.1 \\ -0.7 & 0.4 \end{bmatrix}$$

$$|I - B| = \begin{vmatrix} 0.6 & -0.1 \\ -0.7 & 0.4 \end{vmatrix}$$

$$= (0.6)(0.4) - (-0.7)(-0.1)$$

$$= 0.24 - 0.07 = 0.17$$

Since the diagonal elements of $I - B$ are positive and value of $|I - B|$ is positive, the system is viable.

$$\text{adj } (I-B) = \begin{bmatrix} 0.4 & 0.1 \\ 0.7 & 0.6 \end{bmatrix}$$

$$(I-B)^{-1} = \frac{1}{|I - B|} adj(I - B)$$

$$= \frac{1}{0.17} \begin{bmatrix} 0.4 & 0.1 \\ 0.7 & 0.6 \end{bmatrix}$$

$$X = (I-B)^{-1}\text{D, where D} = \begin{bmatrix} 50 \\ 100 \end{bmatrix}$$

$$= \frac{1}{0.17} \begin{bmatrix} 0.4 & 0.1 \\ 0.7 & 0.6 \end{bmatrix} \begin{bmatrix} 50 \\ 100 \end{bmatrix}$$

$$= \frac{1}{0.17} \begin{bmatrix} 30 \\ 95 \end{bmatrix}$$

$$= \begin{bmatrix} 176.5 \\ 558.8 \end{bmatrix}$$

Steel output = 176.5 tonnes

Coal output = 558.8 tonnes

Total labour days required

= 5(steel output) + 2(coal output)

= 5(176.5) + 2(558.8)

= 882.5 + 1117.6 = 2000.1

$\simeq$ 2000 labour days.

Exercise 1.4

1. The technology matrix of an economic system of two industries is $\begin{bmatrix} 0.50 & 0.30 \\ 0.41 & 0.33 \end{bmatrix}$. Test whether the system is viable as per Hawkins Simon conditions.
2. The technology matrix of an economic system of two industries is $\begin{bmatrix} 0.6 & 0.9 \\ 0.20 & 0.80 \end{bmatrix}$. Test whether the system is viable as per Hawkins-Simon conditions.
3. The technology matrix of an economic system of two industries is $\begin{bmatrix} 0.50 & 0.25 \\ 0.40 & 0.67 \end{bmatrix}$. Test whether the system is viable as per Hawkins-Simon conditions.
4. Two commodities A and B are produced such that 0.4 tonne of A and 0.7 tonne of B are required to produce a tonne of A. Similarly 0.1 tonne of A and 0.7 tonne of B are needed to produce a tonne of B. Write down the technology matrix. If 68 tonnes of A and 10.2 tonnes of B are required, find the gross production of both of them.

01_11th_BM-STAT_Ch-1-EM.indd 19 13-12-2022 09:37:33

5. Suppose the inter-industry flow of the product of two industries are given as under.

Production sector	Consumption sector		Domestic demand	Total output
	X	Y		
X	30	40	50	120
Y	20	10	30	60

Determine the technology matrix and test Hawkin's -Simon conditions for the viability of the system. If the domestic demand changes to 80 and 40 units respectively, what should be the gross output of each sector in order to meet the new demands.

6. You are given the following transaction matrix for a two sector economy.

Sector	Sales		Final demand	Gross output
	1	2		
1	4	3	13	20
2	5	4	3	12

(i) Write the technology matrix

(ii) Determine the output when the final demand for the output sector 1 alone increases to 23 units.

7. Suppose the inter-industry flow of the product of two sectors X and Y are given as under.

Production sector	Consumption Sector		Domestic demand	Gross output
	X	Y		
X	15	10	10	35
Y	20	30	15	65

Find the gross output when the domestic demand changes to 12 for X and 18 for Y.

Exercise 1.5

Choose the correct answer

1. The value of x if $\begin{vmatrix} 0 & 1 & 0 \\ x & 2 & x \\ 1 & 3 & x \end{vmatrix} = 0$ is

(a) 0, –1 (b) 0, 1

(c) –1, 1 (d) –1, –1

2. The value of $\begin{vmatrix} 2x+y & x & y \\ 2y+z & y & z \\ 2z+x & z & x \end{vmatrix}$ is

(a) $x\,y\,z$ (b) $x + y + z$

(c) $2x + 2y + 2z$ (d) 0

3. The cofactor of –7 in the determinant $\begin{vmatrix} 2 & -3 & 5 \\ 6 & 0 & 4 \\ 1 & 5 & -7 \end{vmatrix}$ is

08XU4

(a) –18 (b) 18

(c) –7 (d) 7

4. If $\Delta = \begin{vmatrix} 1 & 2 & 3 \\ 3 & 1 & 2 \\ 2 & 3 & 1 \end{vmatrix}$ then $\begin{vmatrix} 3 & 1 & 2 \\ 1 & 2 & 3 \\ 2 & 3 & 1 \end{vmatrix}$ is

(a) Δ (b) $-\Delta$

(c) 3Δ (d) -3Δ

5. The value of the determinant $\begin{vmatrix} a & 0 & 0 \\ 0 & b & 0 \\ 0 & 0 & c \end{vmatrix}^2$ is

(a) abc (b) 0

(c) $a^2\,b^2\,c^2$ (d) $-abc$

01_11th_BM-STAT_Ch-1-EM.indd 20 13-12-2022 09:37:34

6. If A is square matrix of order 3 then $|kA|$ is

(a) $k|A|$ (b) $-k|A|$

(c) $k^3|A|$ (d) $-k^3|A|$

7. $adj(AB)$ is equal to

(a) $adjA\ adjB$ (b) $adjA^T\ adjB^T$

(c) $adjB\ adjA$ (d) $adjB^T\ adjA^T$

8. The inverse matrix of $\begin{pmatrix} \frac{4}{5} & \frac{-5}{12} \\ \frac{-2}{5} & \frac{1}{2} \end{pmatrix}$ is

(a) $\frac{7}{30}\begin{pmatrix} \frac{1}{2} & \frac{5}{12} \\ \frac{2}{5} & \frac{4}{5} \end{pmatrix}$ (b) $\frac{7}{30}\begin{pmatrix} \frac{1}{2} & \frac{-5}{12} \\ \frac{-2}{5} & \frac{1}{5} \end{pmatrix}$

(c) $\frac{30}{7}\begin{pmatrix} \frac{1}{2} & \frac{5}{12} \\ \frac{2}{5} & \frac{4}{5} \end{pmatrix}$ (d) $\frac{30}{7}\begin{pmatrix} \frac{1}{2} & \frac{-5}{12} \\ \frac{-2}{5} & \frac{4}{5} \end{pmatrix}$

9. If $A = \begin{pmatrix} a & b \\ c & d \end{pmatrix}$ such that $ad - bc \neq 0$ then A^{-1} is

(a) $\frac{1}{ad-bc}\begin{pmatrix} d & b \\ -c & a \end{pmatrix}$

(b) $\frac{1}{ad-bc}\begin{pmatrix} d & b \\ c & a \end{pmatrix}$

(c) $\frac{1}{ad-bc}\begin{pmatrix} d & -b \\ -c & a \end{pmatrix}$

(d) $\frac{1}{ad-bc}\begin{pmatrix} d & -b \\ c & a \end{pmatrix}$

10. The number of Hawkins-Simon conditions for the viability of an input-output analysis is

(a) 1 (b) 3

(c) 4 (d) 2

11. The inventor of input - output analysis is

(a) Sir Francis Galton

(b) Fisher

(c) Prof. Wassily W. Leontief

(d) Arthur Caylay

12. Which of the following matrix has no inverse

(a) $\begin{pmatrix} -1 & 1 \\ 1 & -4 \end{pmatrix}$ (b) $\begin{pmatrix} 2 & -1 \\ -4 & 2 \end{pmatrix}$

(c) $\begin{pmatrix} \cos a & \sin a \\ -\sin a & \cos a \end{pmatrix}$

(d) $\begin{pmatrix} \sin a & \sin a \\ -\cos a & \cos a \end{pmatrix}$

13. The inverse matrix of $\begin{pmatrix} 3 & 1 \\ 5 & 2 \end{pmatrix}$ is

(a) $\begin{pmatrix} 2 & -1 \\ -5 & 3 \end{pmatrix}$ (b) $\begin{pmatrix} -2 & 5 \\ 1 & -3 \end{pmatrix}$

(c) $\begin{pmatrix} 3 & -1 \\ -5 & -3 \end{pmatrix}$ (d) $\begin{pmatrix} -3 & 5 \\ 1 & -2 \end{pmatrix}$

14. If $A = \begin{pmatrix} -1 & 2 \\ 1 & -4 \end{pmatrix}$ then $A(adjA)$ is

(a) $\begin{pmatrix} -4 & -2 \\ -1 & -1 \end{pmatrix}$ (b) $\begin{pmatrix} 4 & -2 \\ -1 & 1 \end{pmatrix}$

(c) $\begin{pmatrix} 2 & 0 \\ 0 & 2 \end{pmatrix}$ (d) $\begin{pmatrix} 0 & 2 \\ 2 & 0 \end{pmatrix}$

15. If A and B non-singular matrix then, which of the following is incorrect?

(a) $A^2 = I$ implies $A^{-1} = A$

(b) $I^{-1} = I$

(c) If $AX = B$ then $X = B^{-1}A$

(d) If A is square matrix of order 3 then $|adj\ A| = |A|^2$

16. The value of $\begin{vmatrix} 5 & 5 & 5 \\ 4x & 4y & 4z \\ -3x & -3y & -3z \end{vmatrix}$ is

(a) 5 (b) 4 (c) 0 (d) –3

17. If A is an invertible matrix of order 2 then $det(A^{-1})$ be equal to

(a) $det(A)$ (b) $\frac{1}{det(A)}$

(c) 1 (d) 0

01_11th_BM-STAT_Ch-1-EM.indd 21 13-12-2022 09:37:40

18. If A is 3×3 matrix and $|A| = 4$ then $|A^{-1}|$ is equal to

(a) $\frac{1}{4}$ (b) $\frac{1}{16}$ (c) 2 (d) 4

19. If A is a square matrix of order 3 and $|A| = 3$ then $|adjA|$ is equal to

(a) 81 (b) 27 (c) 3 (d) 9

20. The value of $\begin{vmatrix} x & x^2 - yz & 1 \\ y & y^2 - zx & 1 \\ z & z^2 - xy & 1 \end{vmatrix}$ is

(a) 1 (b) 0

(c) –1 (d) $-xyz$

21. If $A = \begin{bmatrix} \cos\theta & \sin\theta \\ -\sin\theta & \cos\theta \end{bmatrix}$, then $|2A|$ is equal to

(a) $4\cos 2\theta$ (b) 4

(c) 2 (d) 1

22. If $\Delta = \begin{vmatrix} a_{11} & a_{12} & a_{13} \\ a_{21} & a_{22} & a_{23} \\ a_{31} & a_{32} & a_{33} \end{vmatrix}$ and A_{ij} is cofactor of a_{ij}, then value of Δ is given by

(a) $a_{11}A_{31} + a_{12}A_{32} + a_{13}A_{33}$

(b) $a_{11}A_{11} + a_{12}A_{21} + a_{13}A_{31}$

(c) $a_{21}A_{11} + a_{22}A_{12} + a_{23}A_{13}$

(d) $a_{11}A_{11} + a_{21}A_{21} + a_{31}A_{31}$

23. If $\begin{vmatrix} x & 2 \\ 8 & 5 \end{vmatrix} = 0$ then the value of x is

(a) $\frac{-5}{6}$ (b) $\frac{5}{6}$

(c) $\frac{-16}{5}$ (d) $\frac{16}{5}$

24. If $\begin{vmatrix} 4 & 3 \\ 3 & 1 \end{vmatrix} = -5$ then the value of $\begin{vmatrix} 20 & 15 \\ 15 & 5 \end{vmatrix}$ is

(a) –5 (b) –125

(c) –25 (d) 0

25. If any three rows or columns of a determinant are identical then the value of the determinant is

(a) 0 (b) 2 (c) 1 (d) 3

Miscellaneous Problems

1. Solve: $\begin{vmatrix} x & 2 & -1 \\ 2 & 5 & x \\ -1 & 2 & x \end{vmatrix} = 0$

2. Evaluate $\begin{vmatrix} 10041 & 10042 & 10043 \\ 10045 & 10046 & 10047 \\ 10049 & 10050 & 10051 \end{vmatrix}$

3. Without actual expansion show that the value of the determinant $\begin{vmatrix} 5 & 5^2 & 5^3 \\ 5^2 & 5^3 & 5^4 \\ 5^4 & 5^5 & 5^6 \end{vmatrix}$ is zero.

4. Show that $\begin{vmatrix} 0 & ab^2 & ac^2 \\ a^2b & 0 & bc^2 \\ a^2c & b^2c & 0 \end{vmatrix} = 2a^3b^3c^3$.

5. If $A = \begin{bmatrix} 1 & 1 & 1 \\ 3 & 4 & 7 \\ 1 & -1 & 1 \end{bmatrix}$ verify that $A(adjA) = (adjA)(A) = |A|I_3$.

6. If $A = \begin{bmatrix} 3 & -1 & 1 \\ -15 & 6 & -5 \\ 5 & -2 & 2 \end{bmatrix}$ then, find the Inverse of A.

7. If $A = \begin{bmatrix} 1 & -1 \\ 2 & 3 \end{bmatrix}$ show that $A^2 - 4A + 5I_2 = O$ and also find A^{-1}

8. Solve by using matrix inversion method: $x - y + z = 2, 2x - y = 0, 2y - z = 1$.

9. The cost of 2 Kg of Wheat and 1 Kg of Sugar is ₹70. The cost of 1 Kg of Wheat and 1 Kg of Rice is ₹70. The

01_11th_BM-STAT_Ch-1-EM.indd 22 13-12-2022 09:37:46

cost of 3 Kg of Wheat, 2 Kg of Sugar and 1 Kg of rice is ₹170. Find the cost of per kg each item using matrix inversion method.

10. The data are about an economy of two industries A and B. The values are in crores of rupees.

Producer	User		Final demand	Total output
	A	B		
A	50	75	75	200
B	100	50	50	200

Find the output when the final demand changes to 300 for A and 600 for B

Summary

- Determinant is a number associated to a square matrix.
- If $A = \begin{bmatrix} a_{11} & a_{12} \\ a_{21} & a_{22} \end{bmatrix}$ then its $|A| = a_{11}\,a_{22} - a_{21}\,a_{12}$
- Minor of an arbitrary element a_{ij} of the determinant of the matrix is the determinant obtained by deleting the ith row and j^{th} column in which the element a_{ij} stands. The minor of a_{ij} is denoted by M_{ij}.
- The cofactor is a signed minor. The cofactor of a_{ij} is denoted by A_{ij} and is defined as $A_{ij} = (-1)^{i+j} M_{ij}$.
- Let $\Delta = \begin{vmatrix} a_{11} & a_{12} & a_{13} \\ a_{21} & a_{22} & a_{23} \\ a_{31} & a_{32} & a_{33} \end{vmatrix}$, then

  $\Delta = a_{11}A_{11} + a_{12}A_{12} + a_{13}A_{13}$ or $a_{11}M_{11} - a_{12}M_{12} + a_{13}M_{13}$
- adj A $= [A_{ij}]^T$ where $[A_{ij}]$ is the cofactor matrix of the given matrix.
- $|adjA| = |A|^{n-1}$, where n is the order of the matrix A.
- $A(adjA) = (adjA)(A) = |A|I$.
- $adjI = I$, I is the unit Matrix.
- adj(AB) = $(adj\ B)(adj\ A)$.
- A square matrix A is said to be singular, if $|A| = 0$.
- A square matrix A is said to be non-singular if $|A| \neq 0$
- Let A be any square matrix of order n and I be the identity matrix of order n. If there exists a square matrix B of order n such that $AB = BA = I$ then, B is called the inverse of A and is denoted by A^{-1}
- Inverse of A (if it exists) is $A^{-1} = \frac{1}{|A|} adjA$.
- Hawkins - Simon conditions ensure the viability of the system. If B is the technology matrix then Hawkins-Simon conditions are

  (i) the main diagonal elements in $I - B$ must be positive and

  (ii) $|I - B|$ must be positive.

01_11th_BM-STAT_Ch-1-EM.indd 23 13-12-2022 09:37:47

GLOSSARY (கலைச்சொற்கள்)	
Adjoint Matrix	சேர்ப்பு அணி
Analysis	பகுப்பாய்வு
Cofactor	இணைக் காரணி
Determinant	அணிக்கோவை
Digonal Matrix	மூலை விட்ட அணி
Input	உள்ளீடு
Inverse Matrix	நேர்மாறு அணி
Minors	சிற்றணிக் கோவைகள்
Non-Singular Matrix	பூச்சியமற்றக் கோவை அணி
Output	வெளியீடு
Scalar	திசையிலி
Singular Matrix	பூச்சியக் கோவை அணி
Transpose of a Matrix	நிரை நிரல் மாற்று அணி
Triangular Matrix	முக்கோண அணி

ICT Corner

Expected final outcomes

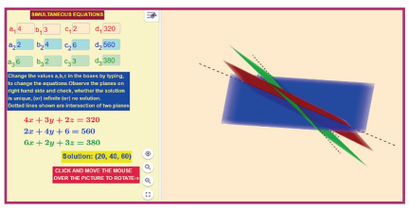

Step – 1

Open the Browser and type the URL given (or) Scan the QR Code.

GeoGebra Work book called "**11th BUSINESS MATHEMATICS and STATISTICS**" will appear. In this several work sheets for Business Maths are given, Open the worksheet named "**Simultaneous Equations**"

Step - 2

Type the parameters for three simultaneous equations in the respective boxes. You will get the solutions for the equations. Also, you can see the planes for the equations and the intersection point(Solution) on the right-hand side. Solve yourself and check the answer. If the planes do not intersect then there is no solution.

Browse in the link

11th Business Mathematics and Statistics: https://ggbm.at/qKj9gSTG (or) scan the QR Code

01_11th_BM-STAT_Ch-1-EM.indd 24 13-12-2022 09:37:48

Chapter 2

ALGEBRA

Learning Objectives

After studying this chapter, the students will be able to understand

- definition of partial fractions
- the various techniques to resolve into partial fractions
- different cases of permutation such as word formation
- different cases of combination such as word formation
- difference between permutation and combination
- the concept and principle of mathematical induction
- Binomial expansion techniques



Al-Khwarizmi

Introduction

Algebra is a major component of mathematics that is used to unify mathematics concepts. Algebra is built on experiences with numbers and operations along with geometry and data analysis. The word "algebra" is derived from the Arabic word "al-Jabr". The Arabic mathematician Al-Khwarizmi has traditionally been known as the "Father of algebra". Algebra is used to find the perimeter and area of any plane region, volume and CSA of solid.

VN14L

2.1 Partial Fractions

Rational Expression

An expression of the form $\frac{p(x)}{q(x)} = \frac{a_0x^n + a_1x^{n-1} + \cdots + a_n}{b_0x^m + b_1x^{m-1} + \cdots + b_m}, [q(x) \neq 0]$ is called a rational algebraic expression.

If the degree of the numerator $p(x)$ is less than that of the denominator $q(x)$ then $\frac{p(x)}{q(x)}$ is called a proper rational expression. If the degree of $p(x)$ is greater than or equal to that of $q(x)$ then $\frac{p(x)}{q(x)}$ is called an improper rational expression.

An improper rational expression can be expressed as the sum of an integral function and a proper rational expression.

That is, $\frac{p(x)}{q(x)} = f(x) + \frac{r(x)}{q(x)}$

For example,

$\frac{x^2 + x + 1}{x^2 + 2x + 1} = 1 - \frac{x}{x^2 + 2x + 1}$

02_11th_BM-STAT_Ch-2-EM.indd 25 13-12-2022 09:40:52

Partial Fractions

We can express the sum or difference of two rational expressions $\frac{3}{x-1}$ and $\frac{2}{x-2}$ as a single rational expression.

i.e.,

$$\frac{3}{x-1}+\frac{2}{x-2} = \frac{5x-8}{(x-1)(x-2)}$$

$$\frac{5x-8}{(x-1)(x-2)} = \frac{3}{x-1}+\frac{2}{x-2}$$

Process of writing a single rational expression as a sum or difference of two or more simple rational expressions is called splitting up into *partial fractions*.

Generally if $p(x)$ and $q(x)$ are two rational integral algebraic functions of x and the fraction $\frac{p(x)}{q(x)}$ be expressed as the algebraic sum (or difference) of simpler fractions according to certain specified rules, then the rational expression $\frac{p(x)}{q(x)}$ is said to be resolved into partial fractions.

2.1.1 Denominator contains non-repeated Linear factors

In the rational expression $\frac{p(x)}{q(x)}$, if $q(x)$ is the product of non-repeated linear factors of the form $(ax+b)(cx+d)$, then $\frac{p(x)}{q(x)}$ can be resolved into partial fraction of the form $\frac{A}{ax+b}+\frac{B}{cx+d}$, where A and B are constants to be determined.

For example,

$\frac{3x+7}{(x-1)(x-2)} = \frac{A}{(x-1)}+\frac{B}{(x-2)}$, the values of A and B are to be determined.

Example 2.1

Find the values of A and B if

$$\frac{1}{(x^2-1)} = \frac{A}{x-1}+\frac{B}{x+1}$$

Solution

Let $\frac{1}{(x^2-1)} = \frac{A}{x-1}+\frac{B}{x+1}$

Multiplying both sides by $(x-1)(x+1)$, we get

$1 = A(x+1)+B(x-1)$ ... (1)

Put $x=1$ in (1) we get, $1 = A(2)$

$\therefore A = \frac{1}{2}$

Put $x=-1$ in (1) we get, $1 = A(0)+B(-2)$

$\therefore B = -\frac{1}{2}$

Example 2.2

Resolve into partial fractions:

$$\frac{7x-1}{x^2-5x+6}$$

Solution

Write the denominator into the product of linear factors.

Here $x^2-5x+6 = (x-2)(x-3)$

Let $\frac{7x-1}{x^2-5x+6} = \frac{A}{(x-2)}+\frac{B}{(x-3)}$ ...(1)

Multiplying both the sides of (1) by $(x-2)(x-3)$, we get

$7x-1 = A(x-3)+B(x-2)$ ...(2)

Put $x = 3$ in (2),we get

$21 - 1 = B\ (1)$

$\Rightarrow \quad B = 20$

Put $x = 2$ in (2),we get

$14-1 = A(-1)$

$\Rightarrow \quad A = -13$

02_11th_BM-STAT_Ch-2-EM.indd 26 13-12-2022 09:40:58

Substituting the values of A and B in (1), we get

$$\frac{7x-1}{x^2-5x+6} = \frac{-13}{(x-2)} + \frac{20}{(x-3)}$$

DO YOU KNOW?

$$\frac{7x-1}{x^2-5x+6} = \frac{1}{(x-2)}\left[\frac{(7x-1)}{(x-3)}\right]_{x=2} + \frac{1}{(x-3)}\left[\frac{(7x-1)}{(x-2)}\right]_{x=3}$$

$$= \frac{-13}{(x-2)} + \frac{20}{(x-3)}$$

Example 2.3

Resolve into partial fraction:

$$\frac{x+4}{(x^2-4)(x+1)}$$

Solution

Write the denominator into the product of linear factors

Here $(x^2-4)(x+1) = (x-2)(x+2)(x+1)$

$$\therefore \frac{x+4}{(x^2-4)(x+1)} = \frac{A}{(x-2)} + \frac{B}{(x+2)} + \frac{C}{(x+1)} \quad \ldots(1)$$

Multiplying both the sides by $(x-2)(x+2)(x+1)$, we get

$$x+4 = A(x+2)(x+1) + B(x-2)(x+1) + C(x-2)(x+2) \quad \ldots(2)$$

Put $x = -2$ in (2), we get

$$-2+4 = A(0) + B(-4)(-1) + C(0)$$

$$\therefore \quad B = \frac{1}{2}$$

Put $x = 2$ in (2), we get

$$2+4 = A(4)(3) + B(0) + C(0)$$

$$\therefore \quad A = \frac{1}{2}$$

Put $x = -1$ in (2), we get

$$-1+4 = A(0) + B(0) + C(-3)(1)$$

$$\therefore \quad C = -1$$

Substituting the values of A, B and C in (1), we get

$$\frac{x+4}{(x^2-4)(x+1)} = \frac{1}{2(x-2)} + \frac{1}{2(x+2)} - \frac{1}{x+1}$$

2.1.2 Denominator contains Linear factors, repeated *n* times

In the rational fraction $\frac{p(x)}{q(x)}$, if $q(x)$ is of the form $(ax+b)^n$ [the linear factor is the product of $(ax+b)$, n times], then $\frac{p(x)}{q(x)}$ can be resolved into partial fraction of the form.

$$\frac{A_1}{(ax+b)} + \frac{A_2}{(ax+b)^2} + \frac{A_3}{(ax+b)^3} + \cdots + \frac{A_n}{(ax+b)^n}$$

For example,

$$\frac{9x+7}{(x+4)(x+1)^2} = \frac{A}{(x+4)} + \frac{B}{(x+1)} + \frac{C}{(x+1)^2}$$

Example 2.4

Find the values of A, B and C if

$$\frac{x}{(x-1)(x+1)^2} = \frac{A}{x-1} + \frac{B}{x+1} + \frac{C}{(x+1)^2}$$

Solution

$$\frac{x}{(x-1)(x+1)^2} = \frac{A}{x-1} + \frac{B}{x+1} + \frac{C}{(x+1)^2}$$

$$x = A(x+1)^2 + B(x-1)(x+1) + C(x-1) \ldots(1)$$

Put $x = 1$ in (1)

$$1 = A(1+1)^2 + B(0) + C(0)$$

$$\therefore A = \frac{1}{4}$$

Put $x = -1$ in (1)

$$-1 = A(0) + B(0) + C(-1-1)$$

$$\therefore C = \frac{1}{2}$$

02_11th_BM-STAT_Ch-2-EM.indd 27 13-12-2022 09:41:07

Equating the constant term on both sides of (1),we get

$$A - B - C = 0$$

$$\Rightarrow B = A - C$$

$$\therefore \quad B = -\frac{1}{4}$$

Example 2.5

Resolve into partial fraction

$$\frac{x+1}{(x-2)^2(x+3)}$$

Solution

Let $\frac{x+1}{(x-2)^2(x+3)}$

$$= \frac{A}{(x-2)} + \frac{B}{(x-2)^2} + \frac{C}{(x+3)} \qquad \ldots(1)$$

Multiplying both the sides by $(x-2)^2(x+3)$, we get

$$x+1 = A(x-2)(x+3) + B(x+3) + C(x-2)^2 \qquad \ldots(2)$$

Put $x = 2$ in (2), we have

$$2+1 = A(0) + B(5) + C(0)$$

$$\therefore \quad B = \frac{3}{5}$$

Put $x = -3$ in (2), we have

$$-3+1 = A(0) + B(0) + C(-3-2)^2$$

$$\therefore \quad C = \frac{-2}{25}$$

Equating the coefficient of x^2 on both the sides of (2), we get

$$0 = A + C$$

$$A = -C$$

$$\therefore \quad A = \frac{2}{25}$$

Substituting the values of A, B and C in (1),

$$\frac{x+1}{(x-2)^2(x+3)} = \frac{2}{25(x-2)} + \frac{3}{5(x-2)^2} - \frac{2}{25(x+3)}$$

Example 2.6

Resolve into partial fraction

$$\frac{9}{(x-1)(x+2)^2}$$

Solution

$$\frac{9}{(x-1)(x+2)^2} = \frac{A}{(x-1)} + \frac{B}{(x+2)} + \frac{C}{(x+2)^2} \ldots (1)$$

Multiplying both sides by $(x-1)(x+2)^2$

$$\therefore 9 = A(x+2)^2 + B(x-1)(x+2) + C(x-1) \qquad \ldots (2)$$

Put $x = -2$ in (2)

$$9 = A(0) + B(0) + C(-2-1)$$

$$\therefore \quad C = -3$$

Put $x = 1$ in (2)

$$9 = A(3)^2 + B(0) + C(0)$$

$$\therefore \quad A = 1$$

Equating the coefficient of x^2 on both the sides of (2), we get

$$0 = A + B$$

$$B = -A$$

$$\therefore \quad B = -1$$

Substituting the values of A, B and C in (1), we get

$$\frac{9}{(x-1)(x+2)^2} = \frac{1}{x-1} - \frac{1}{x+2} - \frac{3}{(x+2)^2}$$

2.1.3 Denominator contains quadratic factor, which cannot be factorized into linear factors

In the rational fraction $\frac{p(x)}{q(x)}$, if one of the quadratic factor $q(x)$ is of the form ax^2+bx+c which cannot be factorized into linear factors, then $\frac{p(x)}{q(x)}$ can be

02_11th_BM-STAT_Ch-2-EM.indd 28 13-12-2022 09:41:13

resolved into partial fractions by taking the numarator of ax^2+bx+c of the form Ax+B.

Example 2.7

Resolve into partial fractions:

$$\frac{2x+1}{(x-1)(x^2+1)}$$

Solution

Here x^2+1 cannot be factorized into linear factors.

Let $\frac{2x+1}{(x-1)(x^2+1)} = \frac{A}{x-1}+\frac{Bx+c}{x^2+1}$ ... (1)

Multiplying both sides by $(x-1)(x^2+1)$

$$2x+1 = A(x^2+1)+(Bx+C)(x-1) \text{ ... (2)}$$

Put $x = 1$ in (2)

$$2+1 = A(1+1)+0$$

$$\therefore A = \frac{3}{2}$$

Put $x = 0$ in (2)

$$0+1 = A(0+1)+(0+C)(-1)$$

$$1 = A - C$$

$$\therefore C = \frac{1}{2}$$

Equating the coefficient of x^2 on both the sides of (2), we get

$$A+B = 0$$

$$B = -A$$

$$\therefore B = \frac{-3}{2}$$

Substituting the values of A, B and C in (1), we get

$$\frac{2x+1}{(x-1)(x^2+1)} = \frac{\frac{3}{2}}{x-1}+\frac{\frac{-3}{2}x+\frac{1}{2}}{x^2+1}$$

$$= \frac{3}{2(x-1)}-\frac{3x-1}{2(x^2+1)}$$

Exercise 2.1

Resolve into partial fractions for the following:

1. $\frac{3x+7}{x^2-3x+2}$
2. $\frac{4x+1}{(x-2)(x+1)}$
3. $\frac{1}{(x-1)(x+2)^2}$
4. $\frac{1}{x^2-1}$
5. $\frac{x-2}{(x+2)(x-1)^2}$
6. $\frac{2x^2-5x-7}{(x-2)^3}$
7. $\frac{x^2-6x+2}{x^2(x+2)}$
8. $\frac{x^2-3}{(x+2)(x^2+1)}$
9. $\frac{x+2}{(x-1)(x+3)^2}$
10. $\frac{1}{(x^2+4)(x+1)}$

2.2 Permutations

2.2.1 Factorial

For any natural number n, 'n factorial' is defined as the product of the first n natural numbers and is denoted by $n!$ or $\underline{|n}$.

For any natural number n,
$n! = n(n-1)(n-2) \ldots 3\times2\times1$

For examples,

$5! = 5\times4\times3\times2\times1 = 120$

$4! = 4\times3\times2\times1 = 24$

$3! = 3\times2\times1 = 6$

$2! = 2\times1 = 2$

$1! = 1$

NOTE

$0! = 1$

For any natural number n

$$n! = n(n-1)(n-2) \ldots 3\times2\times1$$

$$= n(n-1)!$$

$$= n(n-1)(n-2)!$$

02_11th_BM-STAT_Ch-2-EM.indd 29 13-12-2022 09:41:20

In particular,

$8! = 8\times(7\times6\times5\times4\times3\times2\times1)$

$= 8\times7!$

Example 2.8

Evaluate the following:

(i) $\frac{7!}{6!}$ (ii) $\frac{8!}{5!}$ (iii) $\frac{9!}{6!3!}$

Solution

(i) $\frac{7!}{6!} = \frac{7\times6!}{6!} = 7$

(ii) $\frac{8!}{5!} = \frac{8\times7\times6\times5!}{5!} = 336$

(iii) $\frac{9!}{6!3!} = \frac{9\times8\times7\times6!}{6!\times3!} = \frac{9\times8\times7}{3\times2\times1} = 84$

Example 2.9

Rewrite 7! in terms of 5!

Solution

$7! = 7\times6!$

$= 7\times6\times5! = 42\times5!$

Example 2.10

Find n, if $\frac{1}{9!}+\frac{1}{10!}=\frac{n}{11!}$

Solution

$$\frac{1}{9!}+\frac{1}{10!} = \frac{n}{11!}$$

$$\frac{1}{9!}+\frac{1}{10\times9!} = \frac{n}{11!}$$

$$\frac{1}{9!}\left[1+\frac{1}{10}\right] = \frac{n}{11!}$$

$$\frac{1}{9!}\times\frac{11}{10} = \frac{n}{11!}$$

$$n = \frac{11!\times11}{9!\times10}$$

$$= \frac{11!\times11}{10!}$$

$$= \frac{11\times10!\times11}{10!}$$

$$n = 121$$

2.2.2 Fundamental principle of counting

Multiplication principle of counting:

Consider the following situation in an auditorium which has three entrance doors and two exit doors. Our objective is to find the number of ways a person can enter the hall and then come out.

Assume that, P_1, P_2 and P_3 are the three entrance doors and S_1 and S_2 are the two exit doors. A person can enter the hall through any one of the doors P_1, P_2 or P_3 in 3 ways. After entering the hall, the person can come out through any of the two exit doors S_1 or S_2 in 2 ways.

Hence the total number of ways of entering the hall and coming out is

$3 \times 2 = 6$ ways.

These possibilities are explained in the given flow chart (Fig. 2.1).

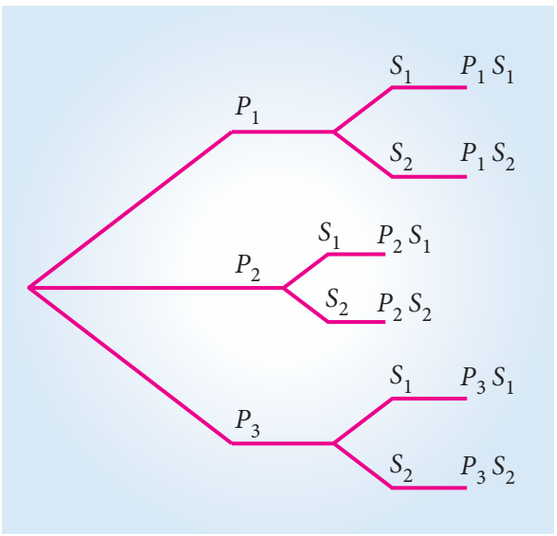

Fig. 2.1

The above problem can be solved by applying multiplication principle of counting.

02_11th_BM-STAT_Ch-2-EM.indd 30 13-12-2022 09:41:23

Definition 2.1

There are two jobs. Of which one job can be completed in m ways, when it has completed in any one of these m ways, second job can be completed in n ways, then the two jobs in succession can be completed in $m \times n$ ways. This is called multiplication principle of counting.

Example 2.11

Find the number of 4 letter words, with or without meaning, which can be formed out of the letters of the word "NOTE", where the repetition of the letters is not allowed.

Solution

Let us allot four vacant places (boxes) to represent the four letters. N,O,T,E of the given word NOTE.



Fig. 2.2

The first place can be filled by any one of the 4 letters in 4 ways. Since repetition is not allowed, the number of ways of filling the second vacant place by any of the remaining 3 letters in 3 ways. In the similar way the third box can be filled in 2 ways and that of last box can be filled in 1 way. Hence by multiplication principle of counting, total number of words formed is $4 \times 3 \times 2 \times 1 = 24$ words.

Example 2.12

If each objective type questions having 4 choices, then find the total number of ways of answering the 4 questions.

Solution

Since each question can be answered in 4 ways, the total number of ways of answering 4 questions

$= 4 \times 4 \times 4 \times 4 = 256$ ways.

Example 2.13

How many 3 digits numbers can be formed if the repetition of digits is not allowed?

Solution

Let us allot 3 boxes to represent the digits of the 3 digit number

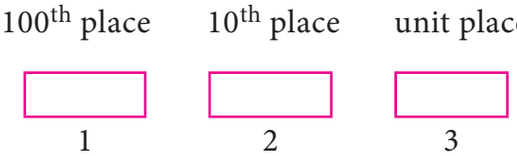

Fig. 2.3

Three digit number never begins with "0". $\therefore$ 100th place can be filled with any one of the digits from 1 to 9 in 9 ways.

Since repetition is not allowed, 10th place can be filled by the remaining 9 numbers (including 0) in 9 ways and the unit place can be filled by the remaining 8 numbers in 8 ways. Then by multiplication principle of counting, number of 3 digit numbers = $9 \times 9 \times 8 = 648$.

2.2.3 Addition principle of counting

Let us consider the following situation in a class, there are 10 boys and 8 girls. The class teacher wants to select either a boy or a girl to represent the class in a function. Our objective is to find the number of ways that the teacher can select the student. Here the teacher has to perform either of the following two jobs.

02_11th_BM-STAT_Ch-2-EM.indd 31 13-12-2022 09:41:23

One student can be selected in 10 ways among 10 boys.

One student can be selected in 8 ways among 8 girls

Hence the jobs can be performed in 10 + 8 = 18 ways

This problem can be solved by applying Addition principle of counting.

Definition 2.2

If there are two jobs, each of which can be performed independently in m and n ways respectively, then either of the two jobs can be performed in (m+n) ways. This is called addition principle of counting.

Example 2.14

There are 6 books on commerce and 5 books on accountancy in a book shop. In how many ways can a student purchase either a book on commerce or a book on accountancy?

Solution

Out of 6 commerce books, a book can be purchased in 6 ways.

Out of 5 accountancy books, a book can be purchased in 5 ways.

Then by addition principle of counting the total number of ways of purchasing any one book is 5+6=11 ways.

Exercise 2.2

1. Find x if $\frac{1}{6!}+\frac{1}{7!}=\frac{x}{8!}$.
2. Evaluate $\frac{n!}{r!(n-r)!}$ when $n = 5$ and $r = 2$.
3. If $(n+2)! = 60[(n-1)!]$, find n
4. How many five digits telephone numbers can be constructed using the digits 0 to 9 if each number starts with 67 with no digit appears more than once?
5. How many numbers lesser than 1000 can be formed using the digits 5, 6, 7, 8 and 9 if no digit is repeated?

2.2.4 Permutation

Suppose we have a fruit salad with combination of "APPLES, GRAPES & BANANAS". We don't care what order the fruits are in. They could also be "bananas, grapes and apples" or "grapes, apples and bananas". Here the order of mixing is not important. Any how, we will have the same fruit salad.

But, consider a number lock with the number code 395. If we make more than three attempts wrongly, then it locked permanently. In that situation we do care about the order 395. The lock will not work if we input 3-5-9 or 9-5-3. The number lock will work if it is exactly 3-9-5. We have so many such situations in our practical life. So we should know the order of arrangement, called Permutation.

Definition 2.3

The number of arrangements that can be made out of n things taking r at a time is called the number of permutation of n things taking r at a time.

For example, the number of three digit numbers formed using the digits 1, 2, 3 taking all at a time is 6.

02_11th_BM-STAT_Ch-2-EM.indd 32 13-12-2022 09:41:24

6 three digit numbers are 123, 132, 231, 213, 312, 321.

Notations:If $n \geq 1$ and $0 \leq r \leq n$, then the number of all permutations of n distinct things taken r at a time is denoted by

$$P(n,r)\ (\text{or})\ nP_r$$

We have the following theorem *without proof.*

Theorem: $\quad np_r = \dfrac{n!}{(n-r)!}$

Example 2.15

Evaluate: $5P_3$ and $P(8, 5)$

Solution

$$5P_3 = \frac{5!}{(5-3)!} = \frac{5!}{2!} = 60.$$

$$P(8, 5) = 8P_5 = \frac{8!}{(8-5)!} = \frac{8!}{3!} = \frac{8\times7\times6\times5\times4\times3!}{3!} = 6720$$

Results

(i) $0! = 1$

(ii) $np_0 = \dfrac{n!}{(n-0)!} = \dfrac{n!}{n!} = 1$

(iii) $np_1 = \dfrac{n!}{(n-1)!} = \dfrac{n(n-1)!}{(n-1)!} = n$

(iv) $np_n = \dfrac{n!}{(n-n)!} = \dfrac{n!}{0!} = n!$

(v) $np_r = n(n-1)\ (n-2)\ \ldots\ [n-(r-1)]$

Example 2.16

Evaluate: (i) $8P_3$ (ii) $5P_4$

Solution

(i) $8P_3 = 8 \times 7 \times 6 = 336.$

(ii) $5P_4 = 5 \times 4 \times 3 \times 2 = 120.$

Example 2.17

In how many ways 7 pictures can be hung from 5 picture nails on a wall ?

Solution

The number of ways in which 7 pictures can be hung from 5 picture nails on a wall is nothing but the number of permutation of 7 things taken 5 at a time

$$= 7P_5 = \frac{7!}{(7-5)!} = 2520 \text{ ways.}$$

Example 2.18

Find how many four letter words can be formed from the letters of the word "LOGARITHMS" (words are with or without meanings)

Solution

There are 10 letters in the word LOGARITHMS

Therefore $n = 10$

Since we have to find four letter words,

$$r = 4$$

Hence the required number of four letter words

$$= np_r = 10\ p_4$$

$$= 10 \times 9 \times 8 \times 7$$

$$= 5040.$$

Example 2.19

If $nP_r = 360$, find n and r.

Solution

$$nP_r = 360 = 36 \times 10$$

$$= 3 \times 3 \times 4 \times 5 \times 2$$

$$= 6 \times 5 \times 4 \times 3 = 6P_4$$

Therefore $n = 6$ and $r = 4$

02_11th_BM-STAT_Ch-2-EM.indd 33 13-12-2022 09:41:26

Permutation of repeated things:

The number of permutation of n different things taken r at a time, when repetition is allowed is n^r.

Example 2.20

Using 9 digits from 1, 2, 3, … , 9 taking 3 digits at a time, how many 3 digits numbers can be formed when repetition is allowed?

Solution

Here, $n = 9$ and $r = 3$

$\therefore$ Number of 3 digit numbers = n^r

$= 9^3 = 729$ numbers

Permutations when all the objects are not distinct:

The number of permutations of n things taken all at a time, of which p things are of one kind and q things are of another kind, such that $p + q = n$ is $\frac{n!}{p!\,q!}$.

In general, the number of permutation of n objects taken all at a time, p_1 are of one kind, p_2 are of another kind, p_3 are of third kind, … p_k are of kth kind such that $p_1 + p_2 + \ldots + p_k = n$ is $\frac{n!}{p_1!p_2!\ldots p_k!}$.

Example 2.21

How many distinct words can be formed using all the letters of the following words.

(i) MISSISSIPPI (ii) MATHEMATICS.

Solution

(i) There are 11 letters in the word MISSISSIPPI

In this word M occurs once

I occurs 4 times

S occurs 4 times

P occurs twice.

Therefore required number of permutation = $\frac{11!}{4!\,4!\,2!}$

(ii) In the word MATHEMATICS

There are 11 letters

Here M occurs twice

T occurs twice

A occurs twice

and the rest are all different. Therefore number of permutations = $\frac{11!}{2!\,2!\,2!}$

2.2.5 Circular permutation

In the last section, we have studied permutation of n different things taken all together is $n!$. Each permutation is a different arrangement of n things in a row or on a straight line. These are called Linear permutation. Now we consider the permutation of n things along a circle, called circular permutation.

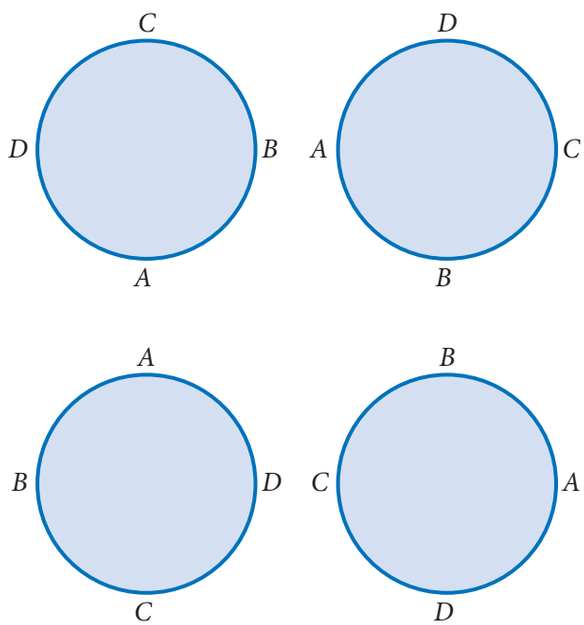

Fig. 2.4

02_11th_BM-STAT_Ch-2-EM.indd 34 13-12-2022 09:41:26

Consider the four letters A, B, C, D and the number of row arrangement of these 4 letters can be done in 4! Ways. Of those 4! arrangements, the arrangements ABCD, BCDA, CDAB, DABC are one and the same when they are arranged along a circle.

So, the number of permutation of '4' things along a circle is $\frac{4!}{4} = 3!$

In general, circular permutation of n different things taken all at the time = $(n-1)!$

NOTE

If clock wise and anti-clockwise circular permutations are considered to be same (identical), the number of circular permutation of n objects taken all at a time is $\frac{(n-1)!}{2}$

Example 2.22

In how many ways 8 students can be arranged

(i) in a line (ii) along a circle

Solution

(i) Number of permutations of 8 students along a line = $8P_8 = 8!$

(ii) When the students are arranged along a circle, then the number of permutation is $(8-1)! = 7!$

Example 2.23

In how many ways 10 identical keys can be arranged in a ring?

Solution

Since keys are identical, both clock wise and anti-clockwise circular permutation are same.

The number of permutation is

$$\frac{(n-1)!}{2} = \frac{(10-1)!}{2} = \frac{9!}{2}$$

Example 2.24

Find the rank of the word 'RANK' in dictionary.

Solutions

Here maximum number of the word in dictionary formed by using the letters of the word 'RANK' is 4!

The letters of the word RANK in alphabetical order are A, K, N, R

DO YOU KNOW?

Rank of word in dictionary

*The **rank** of a word in a dictionary is to arrange the words in alphabetical order. In this dictionary the word may or may not be meaningful.*

Number of words starting with A =3! =6

Number of words starting with K =3! =6

Number of words starting with N =3! =6

Number of words starting with RAK =1! = 1

Number of words starting with RANK = 0! = 1

∴ Rank of the word RANK is

6 + 6 + 6 + 1+1= 20

Exercise 2.3

1. If $nP_4 = 12(nP_2)$, find n.
2. In how many ways 5 boys and 3 girls can be seated in a row, so that no two girls are together?
3. How many 6-digit telephone numbers can be constructed with the digits 0, 1, 2, 3, 4, 5, 6, 7, 8, 9 if each numbers

02_11th_BM-STAT_Ch-2-EM.indd 35 13-12-2022 09:41:27

starts with 35 and no digit appear more than once?

4. Find the number of arrangements that can be made out of the letters of the word "ASSASSINATION"

5. (a) In how many ways can 8 identical beads be strung on a necklace?
   (b) In how many ways can 8 boys form a ring?

6. Find the rank of the word 'CHAT' in dictionary.

2.3 Combinations

A combination is a selection of items from a collection such that the order of selection does not matter. That is the act of combining the elements irrespective of their order. Let us suppose that in an interview two office assistants are to be selected out of 4 persons namely A, B, C and D. The selection may be of AB, AC, AD, BC, BD, CD (we cannot write BA, since AB and BA are of the same selection). Number of ways of selecting 2 persons out of 4 persons is 6. It is represented as $4C_2 = \frac{4\times3}{1\times2} = 6$.

The process of different selection without repetition is called Combination.

Definition 2.4

Combination is the selection of n things taken r at a time without repetition. Out of n things, r things can be selected in nc_r ways.

$$nC_r = \frac{n!}{r!(n-r)!},\ n \geq 1,\ 0 \leq r \leq n$$

Here $n \neq 0$ but r may be 0.

For example, out of 5 balls 3 balls can be selected in $5C_3$ ways.

$$5C_3 = \frac{5!}{3!(5-3)!} = \frac{5!}{3!\,2!} = \left(\frac{5\times4\times3}{1\times2\times3}\right)$$
$$= 10 \text{ ways.}$$

Example 2.25

Find $8C_2$

Solution

$$8C_2 = \frac{8\times7}{2\times1} = 28$$

DO YOU KNOW?

Permutations are for lists (order matters) and combinations are for groups (order doesn't matter)

Properties

(i) $nC_0 = nc_n = 1$

(ii) $nC_1 = n$

(iii) $nC_2 = \frac{n(n-1)}{2!}$

(iv) $nC_x = nC_y$, then either $x = y$ or $x + y = n$

(v) $nC_r = nC_{n-r}$

(vi) $nC_r + nC_{r-1} = (n+1)C_r$

(vii) $nC_r = \frac{np_r}{r!}$

Example 2.26

If $nC_4 = nC_6$, find $12C_n$.

Solution

If $nC_x = nC_y$, then $x + y = n$.

Here $nC_4 = nC_6$

$\therefore n = 4 + 6 = 10$

$12C_n = 12C_{10}$

$= 12C_2$

$= \frac{12\times11}{1\times2} = 66$

Example 2.27

If $nP_r = 720$; $nC_r = 120$, find r

02_11th_BM-STAT_Ch-2-EM.indd 36 13-12-2022 09:41:28

Solution

We know that $nC_r = \frac{nP_r}{r!}$

$$120 = \frac{720}{r!}$$

$$r! = \frac{720}{120} = 6 = 3!$$

$$\Longrightarrow r = 3$$

Example 2.28

If $15C_{3r} = 15C_{r+3}$, find r

Solution

$$15C_{3r} = 15C_{r+3}$$

Then by the property,

$nC_x = nC_y \Longrightarrow x + y = n$, we have

$$3r + r + 3 = 15$$

$$\Longrightarrow \quad r = 3$$

Example 2.29

From a class of 32 students, 4 students are to be chosen for a competition. In how many ways can this be done?

Solution

The number of combination $= 32C_4$

$$= \frac{32!}{4!\,(32-4)!}$$

$$= \frac{32!}{4!\,(28)!}$$

Example 2.30

A question paper has two parts namely Part *A* and Part *B*. Each part contains 10 questions. If the student has to choose 8 from part *A* and 5 from part *B*, in how many ways can he choose the questions?

Solution

In part A, out of 10 questions 8 can be selected in $10C_8$ ways. In part B out of 10 questions 5 can be selected in $10C_5$. Therefore by multiplication principle the total number of selection is

$$10C_8 \times 10C_5 = 10C_2 \times 10C_5$$

$$= \frac{10 \times 9}{2 \times 1} \times \frac{10 \times 9 \times 8 \times 7 \times 6}{5 \times 4 \times 3 \times 2 \times 1}$$

$$= 11340$$

Example 2.31

A Cricket team of 11 players is to be formed from 16 players including 4 bowlers and 2 wicket-keepers. In how many different ways can a team be formed so that the team contains at least 3 bowlers and at least one wicket-keeper?

Solution

A Cricket team of 11 players can be formed in the following ways:

(i) 3 bowlers, 1 wicket keeper and 7 other players can be selected in

$$4C_3 \times 2C_1 \times 10C_7 \text{ ways}$$

$$4C_3 \times 2C_1 \times 10C_7 = 4C_1 \times 2C_1 \times 10C_3$$

$$= 960 \text{ ways}$$

(ii) 3 bowlers, 2 wicket keepers and 6 other players can be selected in

$$4C_1 \times 2C_2 \times 10C_6 \text{ ways}$$

$$4C_1 \times 2C_2 \times 10C_6 = 4C_1 \times 2C_2 \times 10C_4$$

$$= 840 \text{ ways}$$

(iii) 4 bowlers and 1 wicket keeper and 6 other players $4C_4 \times 2C_1 \times 10C_6$

$$4C_4 \times 2C_1 \times 10C_4 = 420 \text{ ways}$$

02_11th_BM-STAT_Ch-2-EM.indd 37 13-12-2022 09:41:30

4 bowlers, 2 wicket keepers and 5 other players can be selected in

$4C_4 \times 2C_2 \times 10C_5$ ways

$4C_4 \times 2C_2 \times 10C_5 = 252$ ways

By addition principle of counting.

Total number of ways

$= 960 + 840 + 420 + 252$

$= 2472$

Example 2.32

If $4(nC_2) = (n+2)C_3$, find n

Solution

$$4(nC_2) = (n+2)C_3$$

$$4\frac{n(n-1)}{1\times 2} = \frac{(n+2)(n+1)(n)}{1\times 2\times 3}$$

$$12(n-1) = (n+2)\,(n+1)$$

$$12(n-1) = (n^2+3n+2)$$

$$n^2-9n+14 = 0$$

$$(n-2)(n-7) = 0 \Rightarrow n = 2, n = 7$$

Example 2.33

If $(n+2)C_n = 45$, find n

Solution

$$(n+2)C_n = 45$$

$$(n+2)C_{n+2-n} = 45$$

$$(n+2)C_2 = 45$$

$$\frac{(n+2)(n+1)}{2} = 45$$

$$n^2+3n-88 = 0$$

$$(n+11)(n-8) = 0$$

$$n = -11, 8$$

$n = -11$ is not possible

$$\therefore n = 8$$

Exercise 2.4

1. If $nP_r = 1680$ and $nC_r = 70$, find n and r.
2. Verify that $8C_4 + 8C_3 = 9C_4$.
3. How many chords can be drawn through 21 points on a circle?
4. How many triangles can be formed by joining the vertices of a hexagon?
5. Out of 7 consonants and 4 vowels, how many words of 3 consonants and 2 vowels can be formed?
6. If four dice are rolled, find the number of possible outcomes in which atleast one die shows 2.
7. There are 18 guests at a dinner party. They have to sit 9 guests on either side of a long table, three particular persons decide to sit on one particular side and two others on the other side. In how many ways can the guests to be seated?
8. If a polygon has 44 diagonals, find the number of its sides.
9. In how many ways can a cricket team of 11 players be chosen out of a batch of 15 players?
   (i) There is no restriction on the selection.
   (ii) A particular player is always chosen.
   (iii) A particular player is never chosen.
10. A Committee of 5 is to be formed out of 6 gents and 4 ladies. In how many ways this can be done when
    (i) atleast two ladies are included
    (ii) atmost two ladies are included

02_11th_BM-STAT_Ch-2-EM.indd 38 13-12-2022 09:41:35

2.4 Mathematical Induction

Mathematical induction is one of the techniques which can be used to prove variety of mathematical statements which are formulated in terms of n, where n is a positive integer.

Mathematical Induction is used in the branches of Algebra, Geometry and Analysis where it turns out to be necessary to prove some truths of propositions.

The principle of mathematical induction:

Let $P(n)$ be a given statement for $n \in N$.

(i) Initial step: Let the statement is true for $n = 1$ i.e., $P(1)$ is true and

(ii) Inductive step: If the statement is true for $n = k$ (where k is a particular but arbitrary natural number) then the statement is true for $n = k + 1$. i.e., truth of $P(k)$ implies the truth of $P(k+1)$. Then $P(n)$ is true for all natural numbers n.

Example 2.34

Using mathematical induction method, Prove that

$$1 + 2 + 3 + \ldots + n = \frac{n(n+1)}{2},\ n \in N.$$

Solution

Let the given statement $P(n)$ be defined as

$$1+2+3+\ldots+n = \frac{n(n+1)}{2} \text{ for } n \in N$$

Step 1: Put $n = 1$

LHS $P(1) = 1$

RHS $P(1) = \frac{1(1+1)}{2} = 1$

LHS = RHS for $n = 1$

$\therefore$ $P(1)$ is true

Step 2: Let us assume that the statement is true for $n = k$.

i.e., $P(k)$ is true

$$1 + 2 + 3+\ldots + k = \frac{k(k+1)}{2} \text{ is true}$$

Step 3: To prove that $P(k + 1)$ is true

$$P(k+1) = 1 + 2 + 3 + \ldots + k + (k+1)$$

$$= P(k) + k + 1$$

$$= \frac{k(k+1)}{2} + k + 1$$

$$= \frac{k(k+1)+2(k+1)}{2}$$

$$= \frac{(k+1)(k+2)}{2}$$

$\therefore$ $P(k+1)$ is true

Thus if $P(k)$ is true, then $P(k+1)$ is also true.

$\therefore$ $P(n)$ is true for all $n \in N$

Hence $1+ 2 + 3 +\ldots +n = \frac{n(n+1)}{2}, n \in N$

Example 2.35

By the principle of Mathematical Induction, prove that

$1 + 3 + 5 + \ldots + (2n-1) = n^2$, for all $n \in N$.

Solution

Let $P(n)$ denote the statement

$1 + 3+ 5 +\ldots+ (2n-1) = n^2$

Put $n = 1$

LHS $= 1$

RHS $= 1^2$

$= 1$

LHS = RHS

$\therefore$ $P(1)$ is true.

Assume that $P(k)$ is true.

i.e., $1 + 3 + 5 + \ldots + (2k-1) = k^2$

02_11th_BM-STAT_Ch-2-EM.indd 39 13-12-2022 09:41:37

To prove: $P(k+1)$ is true.

$\therefore\ 1+3+5+\ldots+(2k-1)+(2k+1)$

$= P(k)+(2k+1)$

$= k^2+2k+1$

$= (k+1)^2$

$P(k+1)$ is true whenever $P(k)$ is true.

$\therefore\ P(n)$ is true for all $n \in N$.

Example 2.36

By Mathematical Induction, prove that $1^2+2^2+3^2+\ldots+n^2 = \frac{n(n+1)(2n+1)}{6}$, for all $n \in N$.

Solution

Let $P(n)$ denote the statement:

$$1^2+2^2+3^2+\ldots+n^2 = \frac{n(n+1)(2n+1)}{6}$$

Put $n = 1$

$\therefore$ LHS $= 1^2$

$= 1$

RHS $= \frac{1(1+1)(2+1)}{6}$

$= 1$

LHS = RHS

$\therefore\ P(1)$ is true.

Assume that $P(k)$ is true.

$P(k) = 1^2+2^2+3^2+\ldots+k^2$

$= \frac{k(k+1)(2k+1)}{6}$

Now,

$1^2+2^2+3^2+\ldots+k^2+(k+1)^2 = p(k)+(k+1)^2$

$= \frac{k(k+1)(2k+1)}{6}+(k+1)^2$

$= \frac{k(k+1)(2k+1)+6(k+1)^2}{6}$

$= \frac{(k+1)[k(2k+1)+6(k+1)]}{6}$

$= \frac{(k+1)(2k^2+7k+6)}{6}$

$= \frac{(k+1)(k+2)(2k+3)}{6}$

$\therefore\ P(k+1)$ is true whenever $P(k)$ is true

$\therefore\ P(n)$ is true for all $n \in N$.

Example 2.37

Show by the principle of mathematical induction that $2^{3n}-1$ is a divisible by 7, for all $n \in N$.

Solution

Let the given statement $P(n)$ be defined as $P(n) = 2^{3n}-1$

Step 1: Put $n = 1$

$\therefore\ P(1) = 2^3-1$

$= 7$ is divisible by 7

i.e., $P(1)$ is true.

Step 2: Let us assume that the statement is true for $n = k$ i.e., $P(k)$ is true.

We assume $2^{3k}-1$ is divisible by 7

$\Rightarrow\ 2^{3k}-1 = 7m$

Step 3: To prove that $P(k+1)$ is true

$P(k+1) = 2^{3(k+1)}-1$

$= 2^{(3k+3)}-1$

$= 2^{3k}\cdot 2^3-1$

$= 2^{3k}\cdot 8-1$

$= 2^{3k}\cdot(7+1)-1$

$= 2^{3k}\cdot 7+2^{3k}-1$

$= 2^{3k}\cdot 7+7m = 7(2^{3k}+m)$

which is divisible by 7

$P(k+1)$ is true whenever $p(k)$ is true

$\therefore\ P(n)$ is true for all $n \in N$.

Hence the proof.

02_11th_BM-STAT_Ch-2-EM.indd 40 13-12-2022 09:41:42

Example 2.38

By the principle of mathematical induction prove that $n^2 + n$ is an even number, for all $n \in N$.

Solution

Let $P(n)$ denote the statement that, "$n^2 + n$ is an even number".

Put $n = 1$

$\therefore 1^2 + 1 = 1 + 1 = 2$, an even number.

Let us assume that $P(k)$ is true.

$\therefore k^2 + k$ is an even number is true

$\therefore$ Take $k^2 + k = 2m$ ...(1)

To prove $P(k + 1)$ is true

$\therefore (k+1)^2 + (k+1)$

$= k^2 + 2k + 1 + k + 1$

$= k^2 + k + 2k + 2$

$= 2m + 2(k + 1)$ by (1)

$= 2(m + k + 1)$ (a multiple of 2)

$\therefore (k + 1)^2 + (k + 1)$ is an even number

$\therefore P(k + 1)$ is true whenever $P(k)$ is true.

$P(n)$ is true for $n \in N$.

Exercise 2.5

By the principle of mathematical induction, prove the following

1. $1^3 + 2^3 + 3^3 + \ldots + n^3 = \frac{n^2(n+1)^2}{4}$ for all $n \in N$.
2. $1.2 + 2.3 + 3.4 + \ldots + n(n + 1) = \frac{n(n+1)(n+2)}{3}$, for all $n \in N$.
3. $4 + 8 + 12 + \ldots + 4n = 2n(n+1)$, for all $n \in N$.
4. $1 + 4 + 7 + \ldots + (3n - 2) = \frac{n(3n-1)}{2}$, for all $n \in N$.
5. $3^{2n} - 1$ is a divisible by 8, for all $n \in N$.
6. $a^n - b^n$ is divisible by $a - b$, for all $n \in N$.
7. $5^{2n} - 1$ is divisible by 24, for all $n \in N$.
8. $n(n + 1)(n+2)$ is divisible by 6, for all $n \in N$.
9. $2^n > n$, for all $n \in N$.

2.5 Binomial Theorem

An algebraic expression of sum or the difference of two terms is called a binomial. For example $(x+y), (5a-2b), \left(x+\frac{1}{y}\right), \left(p+\frac{5}{p}\right), \left(\frac{7}{4}+\frac{1}{y^2}\right)$ etc., are binomials. The Binomial theorem or Binomial Expression is a result of expanding the powers of binomials. It is possible to expand $(x + y)^n$ into a sum involving terms of the form ax^by^c, exponents b and c are non-negative integers with $b + c = n$, the coefficient 'a' of each term is a positive integer called binomial coefficient.

Expansion of $(x + a)^2$ was given by Greek mathematician Euclid on 4th century and there is an evidence that the binomial theorem for cubes i.e., expansion of $(x+a)^3$ was known by 6th century in India. The term Binomial coefficient was first introduced by Michael Stifle in 1544. Blaise Pascal (19 June 1623 to 19 August 1662) a French Mathematician, Physicist, inventor, writer and catholic theologian. In his Treatise on Arithmetical triangle

02_11th_BM-STAT_Ch-2-EM.indd 41 13-12-2022 09:41:46

of 1653 described the convenient tabular presentation for Binomial coefficient now called Pascal's triangle. Sir Issac Newton generalized the Binomial theorem and made it valid for any rational exponent.

Now we study the **Binomial theorem for $(x + a)^n$**

Theorem(without proof)

If x and 'a' are real numbers, then for all $n \in N$

$$(x+a)^n = nC_0 x^n a^0 + nC_1 x^{n-1} a^1 + nC_2 x^{n-2} a^2 + \ldots + nC_r x^{n-r} a^r + \ldots + nC_{n-1} x^1 a^{n-1} + nC_n x^0 a^n = \sum_{r=0}^{n} nC_r x^{n-r} a^r$$

NOTE

When $n = 0$, $(x+a)^0 = 1$

When $n = 1$,

$(x+a) = 1C_0 x + 1C_1 a = x + a$

When $n = 2$,

$(x+a)^2 = 2C_0 x^2 + 2C_1 x^a + 2C_2 a^2$

$= x^2 + 2xa + a^2$

When $n = 3$,

$(x+a)^3 = 3C_0 x^3 + 3C_1 x^2 a + 3C_2 xa^2 + 3C_3 a^3$

$= x^3 + 3x^2 a + 3xa^2 + a^3$ and so on.

Given below is the Pascal's Triangle showing the co- efficient of various terms in Binomial expansion of $(x+a)^n$

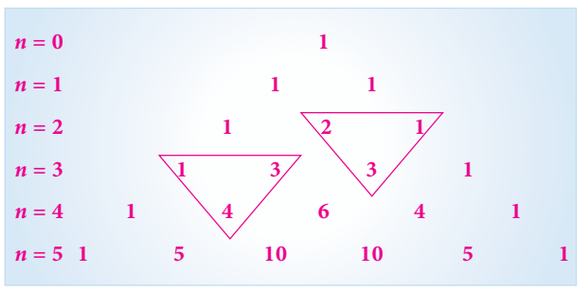

Fig. 2.5

NOTE

(i) Number of terms in the expansion of $(x + a)^n$ is n+1

(ii) Sum of the indices of x and a in each term in the expansion is n

(iii) $nC_0, nC_1, nC_2, nC_3, \ldots nC_r, \ldots nC_n$ are also represented as $C_0, C_1, C_2, C_3, \ldots, C_r, \ldots, C_n$, are called Binomial co-efficients.

(iv) General term in the expansion of $(x+a)^n$ is $t_{r+1} = nC_r x^{n-r} a^r$

(v) Since $nC_r = nC_{n-r}$, for $r = 0, 1, 2, \ldots, n$ in the expansion of $(x + a)^n$, binomial co-efficients of terms equidistant from the beginning and from the end of the expansion are equal.

(vi) Sum of the co-efficients in the expansion of $(1+x)^n$ is equal of 2^n

(vii) In the expansion of $(1+x)^n$, the sum of the co-efficients of odd terms = the sum of the co-efficients of the even terms $= 2^{n-1}$

Middle term of $(x + a)^n$

Case (i) If n is even, then the number of terms $n + 1$ is odd, then there is only one middle term, given by $t_{\frac{n}{2}+1}$

Case (ii) If n is odd, then the number of terms $(n+1)$ is even. Therefore, we have two middle terms given by $t_{\frac{n+1}{2}}$ and $t_{\frac{n+3}{2}}$

Sometimes we need a **particular term** in the expansion of $(x + a)^n$. For this we first write the general term t_{r+1}. The

02_11th_BM-STAT_Ch-2-EM.indd 42 13-12-2022 09:41:50

value of r can be obtained by taking the term t_{r+1} as the required term. To find the **term independent of x** (term without x), equate the power of x in t_{r+1} to zero, we get the value of 'r'. By substituting the value of r in t_{r+1}, we get the term independent of x.

NOTE

$(x+a)^n = nC_0x^n a^0 + nC_1x^{n-1}a^1$
$+ nC_2x^{n-2}a^2 + ... + nC_rx^{n-r}a^r + ... + a^n \ldots (1)$

(i) To find $(x-a)^n$, replace by $-a$

$$(x-a)^n = nC_0x^n a^0 + nC_1x^{n-1}(-a) + nC_2x^{n-2}(-a)^2 + ... + nC_rx^{n-r}(-a)^r + ... + (-a)^n$$

$$= nC_0x^n a^0 - nC_1x^{n-1}(a) + nC_2x^{n-2}(a)^2 + \ldots + (-1)^r nC_rx^{n-r}(a)^r + ... + (-1)^n(a)^n \quad ...(2)$$

Note that we have the signs alternatively.

(ii) If we put $a = 1$ in (1), we get

$$(1+x)^n = 1 + nC_1x + nC_2x^2 + ... + nC_rx^r + ... + nC_nx^n \quad ...(3)$$

(iii) If we replace $xby - x$ in (3), we get

$$(1-x)^n = 1 - nC_1x + nC_2x^2 - \ldots + nC_r(-1)^r x^r + ... + nC_n(-1)^n x^n$$

Example 2.39

Expand $(2x + 3y)^5$ using binomial theorem.

Solution

$$(x+a)^n = nC_0x^n a^0 + nC_1x^{n-1}a^1 + nC_2x^{n-2}a^2 + ... + nC_rx^{n-r}a^r + ... + nC_{n-1}x^1a^{n-1} + nC_nx^0a^n$$

$$(2x+3y)^5 = 5C_0(2x)^5 + 5C_1(2x)^4(3y) + 5C_2(2x)^3(3y)^2 + 5C_3(2x)^2(3y)^3 + 5C_4(2x)(3y)^4 + 5C_5(3y)^5$$

$$= 32x^5 + 5(16)x^4(3y) + \frac{5\times4}{2\times1}(8x^3)(9y^2) + 5(2x)81y^4 + 243y^5$$

$$= 32x^5 + 240x^4y + 720x^3y^2 + 1080x^2y^3 + 810xy^4 + 243y^5$$

Example 2.40

Using binomial theorem, expand $\left(x^2 + \frac{1}{x^2}\right)^4$

Solution

$$\left(x^2+\frac{1}{x^2}\right)^4 = (x^2)^4 + 4C_1(x^2)^3\frac{1}{x^2} + 4C_2(x^2)^2\left(\frac{1}{x^2}\right)^2 + 4C_3(x^2)\left(\frac{1}{x^2}\right)^3 + 4C_4\left(\frac{1}{x^2}\right)^4$$

$$= x^8 + 4x^4 + 6 + \frac{4}{x^4} + \frac{1}{x^8}$$

Example 2.41

Using binomial theorem, evaluate $(101)^5$

Solution

$$(101)^5 = (100+1)^5$$

$$= (100)^5 + 5C_1(100)^4 + 5C_2(100)^3 + 5C_3(100)^2 + 5C_4(100) + 5C_5$$

$$= 10000000000 + 5(100000000) + 10(1000000) + 10(10000) + 5(100) + 1$$

$$= 10000000000 + 500000000 + 10000000 + 100000 + 500 + 1$$

$$= 10510100501$$

02_11th_BM-STAT_Ch-2-EM.indd 43 13-12-2022 09:42:00

Example 2.42

Find the 5th term in the expansion of $\left(x-\frac{3}{x^2}\right)^{10}$

Solution

General term in the expansion of $(x+a)^n$ is $t_{r+1} = nC_r x^{n-r} a^r$ ...(1)

To find the 5th term of $\left(x-\frac{3}{x^2}\right)^{10}$

For this take $r = 4$

Then,

$$t_{4+1} = t_5 = 10C_4 (x)^6 \left(-\frac{3}{x^2}\right)^4$$

(Here $n = 10$, $x = x$, $a = -\frac{3}{x^2}$)

$$= 10C_4 (x)^6 \frac{3^4}{x^8}$$

$$= \frac{17010}{x^2}$$

Example 2.43

Find the middle term in the expansion of $\left(x^2-\frac{2}{x}\right)^{10}$

Solution

Compare $\left(x^2-\frac{2}{x}\right)^{10}$ with $(x+a)^n$

$n = 10$, $x = x^2$, $a = -\frac{2}{x}$

Since $n = 10$, we have 11 terms (odd)

$\therefore$ 6th term is the middle term.

The general term is

$t_{r+1} = nC_r x^{n-r} a^r$ ...(1)

To get t_6, put $r = 5$

$$t_{5+1} = t_6 = 10C_5 (x^2)^5 \left(\frac{-2}{x}\right)^5$$

$$= 10C_5 x^{10} \frac{(-2)^5}{x^5}$$

$$= -8064x^5$$

Example 2.44

Find the middle term in the expansion of $\left(\frac{x}{3}+9y\right)^9$

Solution

Compare $\left(\frac{x}{3}+9y\right)^9$ with $(x+a)^n$

Since $n = 9$,we have 10 terms(even)

$\therefore$ There are two middle terms namely $\frac{t_{n+1}}{2}$, $\frac{t_{n+3}}{2}$ i.e., $\frac{t_{9+1}}{2}$, $\frac{t_{9+3}}{2}$

General term in the expansion of $(x+a)^n$ is

$t_{r+1} = nC_r x^{n-r} a^r$ ... (1)

Here t_5 and t_6 are middle terms.

put $r = 4$ in (1),

$$t_{4+1} = t_5 = 9C_4 \left(\frac{x}{3}\right)^5 \cdot (9y)^4$$

$$= 9C_4 \frac{x^5}{3^5} \cdot 9^4 y^4$$

$$= \frac{9\times8\times7\times6}{4\times3\times2\times1} \cdot \frac{x^5}{3^5} \cdot 9^4 y^4$$

$$= 3402\, x^5 y^4$$

put $r = 5$ in (1),

$$t_{5+1} = t_6 = 9C_5 \left(\frac{x}{3}\right)^4 \cdot (9y)^5$$

$$= 9C_5 \frac{x^4}{3^4} \cdot 9^5 y^5$$

$$= 91854\, x^4 y^5$$

Example 2.45

Find the Coefficient of x^{10} in the binomial expansion of $\left(2x^2-\frac{3}{x}\right)^{11}$

Solution

General term of $(x+a)^n$ is

$t_{r+1} = nC_r x^{n-r} a^r$ (1)

Compare $\left(2x^2-\frac{3}{x}\right)^{11}$ with $(x+a)^n$

02_11th_BM-STAT_Ch-2-EM.indd 44 13-12-2022 09:42:08

$$t_{r+1} = 11C_r (2x^2)^{11-r}\left(\frac{-3}{x}\right)^r$$

$$= 11C_r 2^{11-r} x^{2(11-r)} (-3)^r \left(\frac{1}{x}\right)^r$$

$$= 11C_r 2^{11-r} (-1)^r \cdot 3^r x^{22-3r}$$

To find the co-efficient of x^{10}, take $22-3r = 10$

$r = 4$. Put $r = 4$ in (1)

$t_5 = 11C_4 2^{11-4} 3^4 x^{10} = 11C_4 \cdot 2^7 3^4 x^{10}$

$\therefore$ Co-efficient of x^{10} is $11C_4 2^7 3^4$.

Example 2.46

Find the term independent of x in the expansion of $\left(2x + \frac{1}{3x^2}\right)^9$.

Solution

General term in the expansion of $(x + a)^n$ is $t_{r+1} = nC_r x^{n-r} a^r$

Compare $\left(2x + \frac{1}{3x^2}\right)^9$ with $(x + a)^n$

$$\therefore t_{r+1} = 9C_r (2x)^{9-r}\left(\frac{1}{3x^2}\right)^r$$

$$= 9C_r 2^{9-r} x^{9-r} \frac{1}{3^r} x^{-2r}$$

$$t_{r+1} = 9C_r \frac{2^{9-r}}{3^r} \cdot x^{9-3r} \quad \ldots (1)$$

To get the term independent of x, equating the power of x as 0

$9 - 3r = 0$

$\therefore \quad r = 3$

Put $r = 3$ in (1)

$$t_{3+1} = 9C_3 \frac{2^{9-3}}{3^5} \cdot x^0$$

$$= 9C_3 \frac{2^6}{3^3}$$

$$= \frac{1792}{9}$$

Exercise 2.6

1. Expand the following by using binomial theorem
   (i) $(2a - 3b)^4$ (ii) $\left(x + \frac{1}{y}\right)^7$
   (iii) $\left(x + \frac{1}{x^2}\right)^6$
2. Evaluate the following using binomial theorem:
   (i) $(101)^4$ (ii) $(999)^5$
3. Find the 5th term in the expansion of $(x-2y)^{13}$.
4. Find the middle terms in the expansion of
   (i) $\left(x + \frac{1}{x}\right)^{11}$ (ii) $\left(3x + \frac{x^2}{2}\right)^8$
   (iii) $\left(2x^2 - \frac{3}{x^3}\right)^{10}$
5. Find the term independent of x in the expansion of
   (i) $\left(x^2 - \frac{2}{3x}\right)^9$ (ii) $\left(x - \frac{2}{x^2}\right)^{15}$
   (iii) $\left(2x^2 + \frac{1}{x}\right)^{12}$
6. Prove that the term independent of x in the expansion of $\left(x + \frac{1}{x}\right)^{2n}$ is $\frac{1 \cdot 3 \cdot 5 \ldots (2n-1) 2^n}{n!}$.
7. Show that the middle term in the expansion of $(1 + x)^{2n}$ is $\frac{1.3.5 \ldots (2n-1) 2^n x^n}{n!}$

Exercise 2.7

Choose the correct answer

1. If $nC_3 = nC_2$ then the value of nc_4 is
   (a) 2 (b) 3 (c) 4 (d) 5
2. The value of n, when $np_2 = 20$ is
   (a) 3 (b) 6 (c) 5 (d) 4

02_11th_BM-STAT_Ch-2-EM.indd 45 13-12-2022 09:42:17

3. The number of ways selecting 4 players out of 5 is

(a) 4! (b) 20 (c) 25 (d) 5

4. If $nP_r = 720(nC_r)$, then r is equal to

(a) 4 (b) 5 (c) 6 (d) 7

5. The possible out comes when a coin is tossed five times

(a) 2^5 (b) 5^2 (c) 10 (d) $\frac{5}{2}$

6. The number of diagonals in a polygon of n sides is equal to

(a) nC_2 (b) $nC_2 - 2$

(c) $nC_2 - n$ (d) $nC_2 - 1$

7. The greatest positive integer which divide $n(n+1)(n+2)(n+3)$ for all $n \in N$ is

(a) 2 (b) 6 (c) 20 (d) 24

8. If n is a positive integer, then the number of terms in the expansion of $(x+a)^n$ is

(a) n (b) $n+1$

(c) $n-1$ (d) $2n$

9. For all $n > 0$, $nC_1 + nC_2 + nC_3 + \ldots + nC_n$ is equal to

(a) 2^n (b) $2^n - 1$

(c) n^2 (d) $n^2 - 1$

10. The term containing x^3 in the expansion of $(x-2y)^7$ is

(a) 3rd (b) 4th (c) 5th (d) 6th

11. The middle term in the expansion of $\left(x+\frac{1}{x}\right)^{10}$ is

(a) $10C_4\left(\frac{1}{x}\right)$ (b) $10C_5$

(c) $10C_6$ (d) $10C_7 x^4$

12. The constant term in the expansion of $\left(x+\frac{2}{x}\right)^6$ is

(a) 156 (b) 165

(c) 162 (d) 160

13. The last term in the expansion of $(3+\sqrt{2})^8$ is

(a) 81 (b) 16

(c) $8\sqrt{2}$ (d) $27\sqrt{3}$

14. If $\frac{kx}{(x+4)(2x-1)} = \frac{4}{x+4} + \frac{1}{2x-1}$ then k is equal to

(a) 9 (b) 11 (c) 5 (d) 7

15. The number of 3 letter words that can be formed from the letters of the word number when the repetition is allowed are

(a) 206 (b) 133 (c) 216 (d) 300

16. The number of parallelograms that can be formed from a set of four parallel lines intersecting another set of three parallel lines is

(a) 18 (b) 12 (c) 9 (d) 6

17. There are 10 true or false questions in an examination. Then these questions can be answered in

(a) 240 ways (b) 120 ways

(c) 1024 ways (d) 100 ways

18. The value of $(5C_0 + 5C_1) + (5C_1 + 5C_2) + (5C_2 + 5C_3) + (5C_3 + 5C_4) + (5C_4 + 5C_5)$ is

(a) $2^6 - 2$ (b) $2^5 - 1$

(c) 2^8 (d) 2^7

19. The total number of 9 digit number which have all different digit is

(a) 10! (b) 9!

(c) $9 \times 9!$ (d) $10 \times 10!$

02_11th_BM-STAT_Ch-2-EM.indd 46 13-12-2022 09:42:21

20. The number of ways to arrange the letters of the word " CHEESE "

(a) 120 (b) 240 (c) 720 (d) 6

21. Thirteen guests has participated in a dinner. The number of handshakes happened in the dinner is

(a) 715 (b) 78

(c) 286 (d) 13

22. Number of words with or without meaning that can be formed using letters of the word "EQUATION" , with no repetition of letters is

(a) 7! (b) 3! (c) 8! (d) 5!

23. Sum of Binomial co-efficient in a particular expansion is 256, then number of terms in the expansion is

(a) 8 (b) 7

(c) 6 (d) 9

24. The number of permutation of n different things taken r at a time, when the repetition is allowed is

(a) r^n (b) n^r

(c) $\frac{n!}{(n-r)!}$ (d) $\frac{n!}{(n+r)!}$

25. Sum of the binomial coefficients is

(a) 2^n (b) n^2

(c) $2n$ (d) n+17

Miscellaneous Problems

1. Resolve into Partial Fractions : $\frac{5x+7}{(x-1)(x+3)}$

2. Resolve into Partial Fractions: $\frac{x-4}{x^2-3x+2}$

3. Decompose into Partial Fractions: $\frac{6x^2-14x-27}{(x+2)(x-3)^2}$

4. Decompose into Partial Fractions: $\frac{5x^2-8x+5}{(x-2)(x^2-x+1)}$

5. Evaluate the following.

(i) $\frac{3! \times 0! + 0!}{2!}$ (ii) $\frac{3! + 1!}{(2^2)!}$

(iii) $\frac{(3!)! \times 2!}{5!}$

6. How many code symbols can be formed using 5 out of 6 letters A, B, C, D, E, F so that the letters a) cannot be repeated b) can be repeated c) cannot be repeated but must begin with E d) cannot be repeated but end with CAB.

7. From 20 raffle tickets in a hat, four tickets are to be selected in order. The holder of the first ticket wins a car, the second a motor cycle, the third a bicycle and the fourth a skateboard. In how many different ways can these prizes be awarded?

8. In how many different ways, 2 Mathematics, 2 Economics and 2 History books can be selected from 9 Mathematics, 8 Economics and 7 History books?

9. Let there be 3 red, 2 yellow and 2 green signal flags. How many different signals are possible if we wish to make signals by arranging all of them vertically on a staff?

10. Find the Co-efficient of x^{11} in the expansion of $\left(x+\frac{2}{x^2}\right)^{17}$

02_11th_BM-STAT_Ch-2-EM.indd 47 13-12-2022 09:42:23

Summary

- For any natural number n, n factorial is the product of the first n natural numbers and is denoted by $n!$ or $\lfloor \underline{n} \rfloor$.
- For any natural number n, $n! = n(n-1)\,(n-2)\ldots 3\times 2\times 1$
- $0!=1$
- If there are two jobs, each of which can be performed independently in m and n ways respectively, then either of the two jobs can be performed in $(m+n)$ ways.
- The number of arrangements that can be made out of n things taking r at a time is called the number of permutation of n things taking r at a time.
- $np_r = \dfrac{n!}{(n-r)!}$
- $np_o = \dfrac{n!}{(n-0)!} = \dfrac{n!}{n!} = 1$
- $np_1 = \dfrac{n!}{(n-1)!} = \dfrac{n(n-1)!}{(n-1)!} = n$
- $np_n = \dfrac{n!}{(n-n)!} = \dfrac{n!}{0!} = n!$
- $np_r = n(n-1)(n-2)\ldots[n-(r-1)]$
- The number of permutation of n different things taken r at a time, when repetition is allowed is n^r.
- The number of permutations of n things taken all at a time, of which p things are of one kind and q things are of another kind, such that $p+q = n$ is $\dfrac{n!}{p!\,q!}$
- Circular permutation of n different things taken all at a time = $(n-1)!$
- The number of circular permutation of n identical objects taken all at a time is $\dfrac{(n-1)!}{2}$
- Combination is the selection of n things taken r at a time without repetition.
- Out of n things, r things can be selected in nc_r ways.
- $nC_r = \dfrac{n!}{r!(n-r)!},\ 0 \le r \le n$
- $nC_0 = nC_n = 1.$
- $nC_1 = n.$
- $nC_2 = \dfrac{n(n-1)}{2!}$
- $nC_x = nC_y$, then either $x = y$ or $x + y = n$.

02_11th_BM-STAT_Ch-2-EM.indd 48 13-12-2022 09:42:26

- $nC_r = nC_{n-r}$
- $nC_r + nC_{r-1} = (n+1)C_r$
- $(x+a)^n = nC_o x^n a^o + nC_1 x^{n-1} a^1 + nC_2 x^{n-2} a^2 + \ldots + nC_r x^{n-r} a^r + \ldots$
  $+ nC_n x^0 a^n = \sum_{r=0}^{n} nC_r x^{n-r} a^r$
- Number of terms in the expansion of $(x+a)^n$ is $n+1$
- Sum of the indices of x and a in each term in the expansion of $(x+a)^n$ is n
- $nC_0, nC_1, nC_2, nC_3 \ldots\ldots nC_r \ldots nC_n$ are also represented as $C_0, C_1, C_2, C_3 \ldots C_r \ldots C_n$, called Binomial co-efficients.
- Since $nC_r = nC_{n-r}$, for $r = 0, 1, 2, \ldots n$ in the expansion of $(x+a)^n$, Binomial co -efficients which are equidistant from either end are equal
- $nC_0 = nC_n, nC_1 = nC_{n-1}, nC_2 = nC_{n-2}$
- Sum of the co-efficients is equal of 2^n
- Sum of the co-efficients of odd terms = sum of the co-efficients of even terms = 2^{n-1}
- General term in the expansion of $(x+a)^n$ is $t_{r+1} = nC_r x^{n-r} a^r$

GLOSSARY (கலைச்சொற்கள்)	
Binomial	ஈருறுப்பு
Circular Permutation	வட்ட வரிசை மாற்றம்
Coefficient	கெழு
Combination	சேர்வு
Factorial	காரணீயப் பெருக்கம்
Independent term	சாரா உறுப்பு
Linear factor	ஒரு படிக்காரணி
Mathematical Induction	கணிதத் தொகுத்தறிதல்
Middle term	மைய உறுப்பு
Multiplication Principle of counting	எண்ணுதலின் பெருக்கல் கொள்கை
Partial fractions	பகுதிப் பின்னங்கள்
Pascal's Triangle	பாஸ்கலின் முக்கோணம்
Permutations	வரிசை மாற்றங்கள்
Principle of counting	எண்ணுதலின் கொள்கை
Rational Expression	விகிதமுறு கோவை

02_11th_BM-STAT_Ch-2-EM.indd 49 13-12-2022 09:42:28

ICT Corner

Expected final outcomes

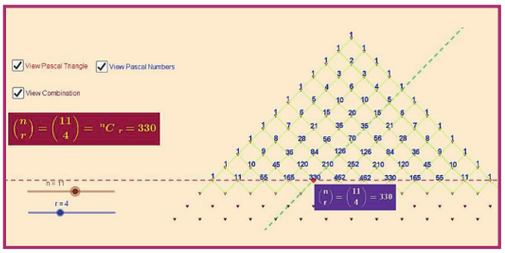

Step – 1

Open the Browser and type the URL given (or) Scan the QR Code.

GeoGebra Work book called "**11th BUSINESS MATHEMATICS and STATISTICS**" will appear. In this several work sheets for Business Maths are given, Open the worksheet named "**Pascal's Triangle**"

Step - 2

Pascal's triangle page will open. Click on the check boxes "**View Pascal Triangle**" and "**View Pascal's Numbers**" to see the values. Now you can move the sliders n and r to move the red point to respective $^{n}C_{r}$. Now click on view Combination to see the $^{n}C_{r}$ calculation.

Browse in the link

11th Business Mathematics and Statistics: https://ggbm.at/qKj9gSTG (or) scan the QR Code

EDBI3

ICT Corner

Expected final outcomes

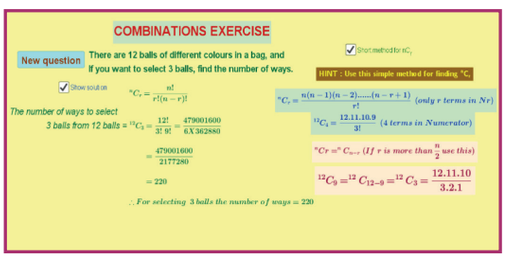

Step – 1

Open the Browser and type the URL given (or) Scan the QR Code.

GeoGebra Work book called "**11th BUSINESS MATHEMATICS and STATISTICS**" will appear. In this several work sheets for Business Maths are given, Open the worksheet named "**Combination Exercise**"

Step - 2

Combination practice exercise will open. You can generate as many questions you like by clicking "New question" Solve the problem yourself and check your answer by clicking on the "Show solution" box. Also click "Short method" and follow this method.

Browse in the link

11th Business Mathematics and Statistics: https://ggbm.at/qKj9gSTG (or) scan the QR Code

3KYU7

02_11th_BM-STAT_Ch-2-EM.indd 50 13-12-2022 09:42:29

Chapter 3

ANALYTICAL GEOMETRY

Learning Objectives

After studying this chapter, the students will be able to understand

- the locus
- the angle between two lines.
- the concept of concurrent lines.
- the pair of straight lines
- the general equation and parametric equation of a circle.
- the centre and radius of the general equation of a circle.
- the equation of a circle when the extremities of a diameter are given.
- the equation of a tangent to the circle at a given point.
- identification of conics.
- the standard equation of a parabola, its focus, directrix, latus rectum and commercial applications



Rene Descartes
(1596-1650)

Introduction

The word "Geometry" is derived from the word "geo" meaning "earth" and "metron" meaning "measuring". The need of measuring land is the origin of geometry.

"Geometry" is the study of points, lines, curves, surface etc., and their properties. The importance of analytical geometry is that it establishes a correspondence between geometric curves and algebraic equations.

A systematic study of geometry by the use of algebra was first carried out by celebrated French Philosopher and mathematician Rene Descartes (1596-1650), in his book' La Geometry', published in 1637. The resulting combination of analysis and geometry is referred now as analytical geometry. He is known as the father of Analytical geometry

Analytical geometry is extremely useful in the aircraft industry, especially when dealing with the shape of an airplane fuselage.

3.1 Locus

Definition 3.1

The path traced by a moving point under some specified geometrical condition is called its locus.

3.1.1 Equation of a locus

Any relation in x and y which is satisfied by every point on the locus is called the equation of the locus.

03_11th_BM-STAT_Ch-3-EM.indd 51 13-12-2022 10:02:37

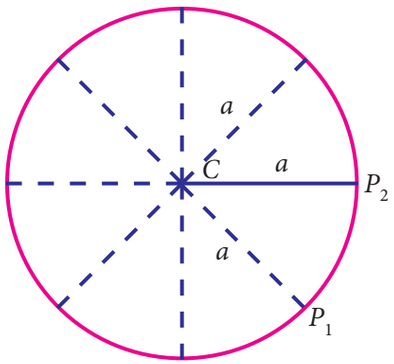

Fig. 3.1

For example,

(i) The locus of a point $P(x_1, y_1)$ whose distance from a fixed point $C(h, k)$ is constant, is a circle. The fixed point 'C' is called the centre.

(ii) The locus of a point whose distances from two points A and B are equal is the perpendicular bisector of the line segment AB.

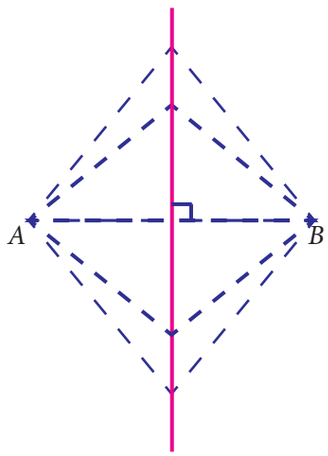

Fig. 3.2



Straight line is the locus of a point which moves in the same direction.

Example 3.1

A point in the plane moves so that its distance from the origin is thrice its distance from the y- axis. Find its locus.

Solution

Let $P(x_1, y_1)$ be any point on the locus and A be the foot of the perpendicular from $P(x_1, y_1)$ to the y-axis.

Given that OP $= 3$ AP

$$OP^2 = 9AP^2$$

$$(x_1 - 0)^2 + (y_1 - 0)^2 = 9x_1^2$$

$$x_1^2 + y_1^2 = 9x_1^2$$

$$8x_1^2 - y_1^2 = 0$$

$\therefore$ The locus of $P(x_1, y_1)$ is

$8x^2 - y^2 = 0$

Example 3.2

Find the locus of the point which is equidistant from (2, –3) and (3, –4).

Solution

Let $A(2, -3)$ and $B(3, -4)$ be the given points

Let $P(x_1, y_1)$ be any point on the locus.

Given that $PA = PB$.

$$PA^2 = PB^2$$

$$(x_1 - 2)^2 + (y_1 + 3)^2 = (x_1 - 3)^2 + (y_1 + 4)^2$$

$$x_1^2 - 4x_1 + 4 + y_1^2 + 6y_1 + 9 = x_1^2 - 6x_1 + 9 + y_1^2 + 8y_1 + 16$$

i.e., $2x_1 - 2y_1 - 12 = 0$

i.e., $x_1 - y_1 - 6 = 0$

The locus of $P(x_1, y_1)$ is $x - y - 6 = 0$.

Example 3.3

Find the locus of a point, so that the join of (–5, 1) and (3, 2) subtends a right angle at the moving point.

03_11th_BM-STAT_Ch-3-EM.indd 52 13-12-2022 10:02:43

Solution

Let $A(-5, 1)$ and $B(3, 2)$ be the given points

Let $P(x_1, y_1)$ be any point on the locus.

Given that $\angle APB = 90^o$.

Triangle APB is a right angle triangle.

$$BA^2 = PA^2 + PB^2$$

$$(3+5)^2 + (2-1)^2 = (x_1 + 5)^2 + (y_1 - 1)^2 + (x_1 - 3)^2 + (y_1 - 2)^2$$

$$65 = x_1^2 + 10x_1 + 25 + y_1^2 - 2y_1 + 1 + x_1^2 - 6x_1 + 9 + y_1^2 - 4y_1 + 4$$

i.e., $2x_1^2 + 2y_1^2 + 4x_1 - 6y_1 + 39 - 65 = 0$

i.e., $x_1^2 + y_1^2 + 2x_1 - 3y_1 - 13 = 0$

The locus of $P(x_1, y_1)$ is

$$x^2 + y^2 + 2x - 3y - 13 = 0$$

Exercise 3.1

1. Find the locus of a point which is equidistant from (1, 3) and x axis.
2. A point moves so that it is always at a distance of 4 units from the point (3, –2)
3. If the distance of a point from the points (2, 1) and (1, 2) are in the ratio 2 :1, then find the locus of the point.
4. Find a point on x axis which is equidistant from the points (7, –6) and (3, 4).
5. If $A(-1, 1)$ and $B(2, 3)$ are two fixed points, then find the locus of a point P so that the area of triangle APB = 8 sq.units.

3.2 System of Straight Lines

3.2.1 Recall

In lower classes, we studied the basic concept of coordinate geometry, like distance formula, section - formula, area of triangle and slope of a straight lines etc.

We also studied various form of equations of lines in X std. Let us recall the equations of straight lines. Which will help us for better understanding the new concept and definitions of XI std co-ordinate geometry.

Various forms of straight lines:

(i) Slope-intercept form

Equation of straight line having slope m and y-intercept 'c' is $y = mx+c$

(ii) Point- slope form

Equation of Straight line passing through the given point $P(x_1, y_1)$ and having a slope m is

$$y - y_1 = m(x - x_1)$$

(iii) Two-Point form

Equation of a straight line joining the given points $A(x_1, y_1), B(x_2, y_2)$ is

$$\frac{y - y_1}{y_2 - y_1} = \frac{x - x_1}{x_2 - x_1}$$

In determinant form, equation of straight line joining two given points $A(x_1, y_1)$ and $B(x_2, y_2)$ is

$$\begin{vmatrix} x & y & 1 \\ x_1 & y_1 & 1 \\ x_2 & y_2 & 1 \end{vmatrix} = 0$$

03_11th_BM-STAT_Ch-3-EM.indd 53 13-12-2022 10:02:46

(iv) Intercept form

Equation of a straight line whose x and y intercepts are a and b, is $\frac{x}{a}+\frac{y}{b}=1$.

(v) General form

Equation of straight line in general form is $ax+by+c=0$ where a, b and c are constants and a, b are not simultaneously zero.

3.2.2 Angle between two straight lines

Let l_1 and l_2 be two straight lines represented by the equations $l_1: y=m_1x+c_1$ and $l_2: y=m_2x+c_2$ intersecting at P.

If θ_1 and θ_2 are two angles made by l_1 and l_2 with x-axis then slope of the lines are $m_1=\tan\theta_1$ and $m_2=\tan\theta_2$.

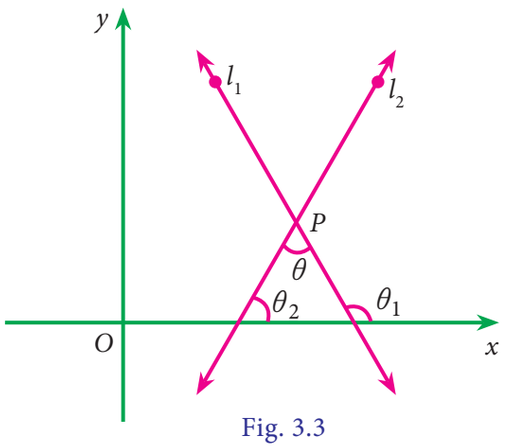

Fig. 3.3

From fig 3.3, if θ is angle between the lines l_1 & l_2 then

$$\theta=\theta_1-\theta_2$$

$$\therefore \tan\theta=\left|\tan(\theta_1-\theta_2)\right|$$

$$=\left|\frac{\tan\theta_1-\tan\theta_2}{1+\tan\theta_1\tan\theta_2}\right|$$

$$\tan\theta=\left|\frac{m_1-m_2}{1+m_1m_2}\right|$$

$$\theta=\tan^{-1}\left|\frac{m_1-m_2}{1+m_1m_2}\right|$$

NOTE

(i) If $\frac{m_1-m_2}{1+m_1m_2}$ is positive, then θ, the angle between l_1 and l_2 is acute and if it is negative, then, θ is the obtuse.

(ii) We know that two straight lines are parallel if and only if their slopes are equal.

(iii) We know that two lines are perpendicular if and only if the product of their slopes is –1. (Here the slopes m_1 and m_2 are finite.)

DO YOU KNOW?

The straight lines x-axis and y-axis are perpendicular to each other. But, the condition $m_1m_2=-1$ is not true because the slope of the x-axis is zero and the slope of the y-axis is not defined.

Example 3.4

Find the acute angle between the lines $2x-y+3=0$ and $x+y+2=0$

Solution

Let m_1 and m_2 be the slopes of $2x-y+3=0$ and $x+y+2=0$

Now $m_1=2$, $m_2=-1$

Let θ be the angle between the given lines

$$\tan\theta=\left|\frac{m_1-m_2}{1+m_1m_2}\right|$$

$$=\left|\frac{2+1}{1+2(-1)}\right|=3$$

$$\theta=\tan^{-1}(3)$$

03_11th_BM-STAT_Ch-3-EM.indd 54 13-12-2022 10:02:50

3.2.3 Distance of a point from a line

(i) The length of the perpendicular from a point $P(l, m)$ to the line $ax + by + c = 0$ is $d = \left| \frac{al + bm + c}{\sqrt{a^2 + b^2}} \right|$

(ii) The length of the perpendicular form the origin (0,0) to the line $ax + by + c = 0$ is $d = \left| \frac{c}{\sqrt{a^2 + b^2}} \right|$

Example 3.5

Show that perpendicular distances of the line $x - y + 5 = 0$ from origin and from the point $P(2, 2)$ are equal.

Solution

Given line is $x - y + 5 = 0$

Perpendicular distance of the given line from $P(2, 2)$ is $= \left| \frac{2 - 2 + 5}{\sqrt{1^2 + 1^2}} \right|$

$$= \left| \frac{5}{\sqrt{2}} \right| = \frac{5}{\sqrt{2}}$$

Distance of (0,0) from the given line $= \left| \frac{5}{\sqrt{1^2 + 1^2}} \right| = \left| \frac{5}{\sqrt{2}} \right| = \frac{5}{\sqrt{2}}$

The given line is equidistance from origin and (2, 2)

Example 3.6

If the angle between the two lines is $\frac{\pi}{4}$ and slope of one of the lines is 3, then find the slope of the other line.

Solution

We know that the acute angle θ between two lines with slopes m_1 and m_2 is given by

$$\tan \theta = \left| \frac{m_1 - m_2}{1 + m_1 m_2} \right|$$

Given $m_1 = 3$ and $\theta = \frac{\pi}{4}$

$$\therefore \tan \frac{\pi}{4} = \left| \frac{3 - m_2}{1 + 3m_2} \right|$$

$$1 = \left(\frac{3 - m_2}{1 + 3m_2} \right)$$

$$1 + 3m_2 = 3 - m_2$$

$$\Rightarrow \quad m_2 = \frac{1}{2}$$

Hence the slope of the other line is $\frac{1}{2}$.

3.2.4 Concurrence of three lines

If two lines l_1 and l_2 meet at a common point P, then that P is called point of intersection of l_1 and l_2. This point of intersection is obtained by solving the equations of l_1 and l_2.

If three or more straight lines will have a point in common then they are said to be concurrent.

The lines passing through the common point are called concurrent lines and the common point is called concurrent point.

Conditions for three given straight lines to be concurrent

Let $a_1 x + b_1 y + c_1 = 0 \quad \rightarrow (1)$

$a_2 x + b_2 y + c_2 = 0 \quad \rightarrow (2)$

$a_3 x + b_3 y + c_3 = 0 \quad \rightarrow (3)$

be the equations of three straight lines, then the condition that these lines to be concurrent is

$$\begin{vmatrix} a_1 & b_1 & c_1 \\ a_2 & b_2 & c_2 \\ a_3 & b_3 & c_3 \end{vmatrix} = 0$$

Example 3.7

Show that the given lines $3x - 4y - 13 = 0$, $8x - 11y = 33$ and $2x - 3y - 7 = 0$ are concurrent and find the concurrent point.

03_11th_BM-STAT_Ch-3-EM.indd 55 13-12-2022 10:02:54

Solution

Given lines $3x-4y-13=0$ ... (1)

$8x-11y=33$ ... (2)

$2x-3y-7=0$ ... (3)

Conditon for concurrent lines is $\begin{vmatrix} a_1 & b_1 & c_1 \\ a_2 & b_2 & c_2 \\ a_3 & b_3 & c_3 \end{vmatrix}=0$

i.e., $\begin{vmatrix} 3 & -4 & -13 \\ 8 & -11 & -33 \\ 2 & -3 & -7 \end{vmatrix} =$

$3(77-99)+4(-56+66)-13(-24+22)$

$=-66+40+26=0$

$\Rightarrow$ Given lines are concurrent.

To get the point of concurrency solve the equations (1) and (3)

Equation (1) $\times 2$ $\Rightarrow$ $6x-8y=26$

Equation (3) $\times 3$ $\Rightarrow$ $6x-9y=21$

$y=5$

When y=5 from (2) $8x=88$

$x=11$

Point of concurrency is (11, 5)

Example 3.8

If the lines $3x-5y-11=0$, $5x+3y-7=0$ and $x+ky=0$ are concurrent, find the value of k.

Solution

Given the lines are concurrent.

Therefore $\begin{vmatrix} a_1 & b_1 & c_1 \\ a_2 & b_2 & c_2 \\ a_3 & b_3 & c_3 \end{vmatrix}=0$

$\begin{vmatrix} 3 & -5 & -11 \\ 5 & 3 & -7 \\ 1 & k & 0 \end{vmatrix}=0$

$1(35+33)-k(-21+55)=0$

$\Rightarrow$ $34k=68$. $\therefore k=2$.

Example 3.9

A private company appointed a clerk in the year 2012, his salary was fixed as ₹20,000. In 2017 his salary raised to ₹25,000.

(i) Express the above information as a linear function in x and y where y represent the salary of the clerk and x-represent the year

(ii) What will be his salary in 2020?

Solution

Let y represent the salary (in Rs) and x represent the year

year (x)	salary (y)
2012(x_1)	20,000(y_1)
2017(x_2)	25,000(y_2)
2020	?

The equation of straight line expressing the given information as a linear equation in x and y is

$$\frac{y-y_1}{y_2-y_1}=\frac{x-x_1}{x_2-x_1}$$

$$\frac{y-20,000}{25,000-20,000}=\frac{x-2012}{2017-2012}$$

$$\frac{y-20,000}{5000}=\frac{x-2012}{5}$$

$y=1000x-2012000+20,000$

$y=1000x-19,92,000$

In 2020 his salary will be

$y=1000(2020)-19,92,000$

$y=$ ₹28000

03_11th_BM-STAT_Ch-3-EM.indd 56 13-12-2022 10:02:56

Exercise 3.2

1. Find the angle between the lines whose slopes are $\frac{1}{2}$ and 3
2. Find the distance of the point (4,1) from the line $3x - 4y + 12 = 0$
3. Show that the straight lines $x + y - 4 = 0$, $3x + 2 = 0$ and $3x - 3y + 16 = 0$ are concurrent.
4. Find the value of 'a' for which the straight lines $3x + 4y = 13; 2x - 7y = -1$ and $ax - y - 14 = 0$ are concurrent.
5. A manufacturer produces 80 TV sets at a cost of ₹2,20,000 and 125 TV sets at a cost of ₹2,87,500. Assuming the cost curve to be linear, find the linear expression of the given information. Also estimate the cost of 95 TV sets.

3.3 Pair of Straight Lines

3.3.1 Combined equation of the pair of straight lines

Let us consider the two individual equations of straight lines

$l_1x + m_1y + n_1 = 0$ and

$l_2x + m_2y + n_2 = 0$

Then their combined equation is

$$(l_1x + m_1y + n_1)(l_2x + m_2y + n_2) = 0$$

$$l_1l_2x^2 + (l_1m_2 + l_2m_1)xy + m_1m_2y^2 + (l_1n_2 + l_2n_1)x + (m_1n_2 + m_2n_1)y + n_1n_2 = 0$$

Hence the general equation of pair of straight lines can be taken as

$$ax^2 + 2hxy + by^2 + 2gx + 2fy + c = 0$$

where a, b, c, f, g and h are all constants.

3.3.2 Pair of straight lines passing through the origin

The homogeneous equation

$$ax^2 + 2hxy + by^2 = 0 \quad \ldots (1)$$

of second degree in x and y represents a pair of straight lines passing through the origin.

Let $y = m_1x$ and $y = m_2x$ be two straight lines passing through the origin.

Then their combined equation is

$$(y - m_1x)(y - m_2x) = 0$$

$$\Rightarrow \quad m_1m_2x^2 - (m_1 + m_2)xy + y^2 = 0 \quad \ldots (2)$$

(1) and (2) represent the same pair of straight lines

$$\therefore \quad \frac{a}{m_1m_2} = \frac{2h}{-(m_1 + m_2)} = \frac{b}{1}$$

$$\Rightarrow m_1m_2 = \frac{a}{b} \text{ and } m_1 + m_2 = -\frac{2h}{b}.$$

i.e., product of the slopes = $\frac{a}{b}$ and sum of the slopes = $-\frac{2h}{b}$

3.3.3 Angle between pair of straight lines passing through the origin

The equation of the pair of straight lines passing through the origin is

$$ax^2 + 2hxy + by^2 = 0$$

Let m_1 and m_2 be the slopes of above lines.

Here $m_1 + m_2 = -\frac{2h}{b}$ and $m_1m_2 = \frac{a}{b}$.

Let θ be the angle between the pair of straight lines.

03_11th_BM-STAT_Ch-3-EM.indd 57 13-12-2022 10:03:02

Then

$$\tan\theta = \left|\frac{m_1 - m_2}{1 + m_1 m_2}\right|$$

$$= \left|\frac{\pm 2\sqrt{h^2 - ab}}{a + b}\right|$$

Let us take 'θ' as acute angle

$$\therefore \quad \theta = \tan^{-1}\left[\left|\frac{2\sqrt{h^2 - ab}}{a + b}\right|\right]$$

NOTE

(i) If θ is the angle between the pair of straight lines

$ax^2 + 2hxy + by^2 + 2gx + 2fy + c = 0$,

then $\theta = \tan^{-1}\left[\left|\frac{2\sqrt{h^2 - ab}}{a + b}\right|\right]$

(ii) If the straight lines are parallel, then $h^2 = ab$.

(iii) If the straight lines are perpendicular, then $a + b = 0$

i.e., *coefficient of* x^2 + *coefficient of* $y^2 = 0$

3.3.4 The condition for general second degree equation to represent the pair of straight lines

The condition for a general second degree equation in x, y namely

$$ax^2 + 2hxy + by^2 + 2gx + 2fy + c = 0$$

to represent a pair of straight lines is

$$abc + 2fgh - af^2 - bg^2 - ch^2 = 0.$$

NOTE

The condition in determinant form is

$$\begin{vmatrix} a & h & g \\ h & b & f \\ g & f & c \end{vmatrix} = 0$$

Example 3.10

Find the combined equation of the given straight lines whose separate equations are $2x + y - 1 = 0$ and $x + 2y - 5 = 0$.

Solution

The combined equation of the given straight lines is

$$(2x + y - 1)(x + 2y - 5) = 0$$

i.e., $2x^2 + xy - x + 4xy + 2y^2 - 2y - 10x - 5y + 5 = 0$

i.e., $2x^2 + 5xy + 2y^2 - 11x - 7y + 5 = 0$

Example 3.11

Show that the equation $2x^2 + 5xy + 3y^2 + 6x + 7y + 4 = 0$ represents a pair of straight lines. Also find the angle between them.

Solution

Compare the equation

$2x^2 + 5xy + 3y^2 + 6x + 7y + 4 = 0$

with

$ax^2 + 2hxy + by^2 + 2gx + 2fy + c = 0$,

we get

$a = 2, b = 3, h = \frac{5}{2}, g = 3, f = \frac{7}{2}$ and $c = 4$

Condition for the given equation to represent a pair of straight lines is

$$abc + 2fgh - af^2 - bg^2 - ch^2 = 0.$$

$$abc + 2fgh - af^2 - bg^2 - ch^2 =$$

$$24 + \frac{105}{2} - \frac{49}{2} - 27 - 25 = 0$$

Hence the given equation represents a pair of straight lines.

Let θ be the angle between the lines.

03_11th_BM-STAT_Ch-3-EM.indd 58 13-12-2022 10:03:08

Then $\theta = \tan^{-1}\left[\left|\frac{2\sqrt{h^2-ab}}{a+b}\right|\right]$

$= \tan^{-1}\left[\frac{2\sqrt{\frac{25}{4}-6}}{5}\right]$

$\therefore\ \theta = \tan^{-1}\left(\frac{1}{5}\right)$

Example 3.12

The slope of one of the straight lines $ax^2+2hxy+by^2=0$ is twice that of the other, show that $8h^2=9ab$.

Solution

Let m_1 and m_2 be the slopes of the pair of straight lines

$ax^2+2hxy+by^2 = 0$

$\therefore\ m_1+m_2 = -\frac{2h}{b}$ and $m_1m_2 = \frac{a}{b}$

It is given that one slope is twice the other, so let $m_2 = 2m_1$

$\therefore m_1+2m_1 = -\frac{2h}{b}$ and $m_1\cdot 2m_1 = \frac{a}{b}$

$\therefore\ m_1 = -\frac{2h}{3b}$ and $2m_1^2 = \frac{a}{b}$

$\Rightarrow\ 2\left(-\frac{2h}{3b}\right)^2 = \frac{a}{b}$

$\Rightarrow\ \frac{8h^2}{9b^2} = \frac{a}{b}$

$\Rightarrow\ 8h^2 = 9ab$

Example 3.13

Show that the equation $2x^2+7xy+3y^2+5x+5y+2=0$ represent two straight lines and find their separate equations.

Solution

Compare the equation

$2x^2+7xy+3y^2+5x+5y+2=0$

with

$ax^2+2hxy+by^2+2gx+2fy+c=0$,

we get,

$a=2,\ b=3,\ h=\frac{7}{2}, g=\frac{5}{2},\ f=\frac{5}{2},\ c=2$

Now $\begin{vmatrix} a & h & g \\ h & b & f \\ g & f & c \end{vmatrix} = \begin{vmatrix} 2 & \frac{7}{2} & \frac{5}{2} \\ \frac{7}{2} & 3 & \frac{5}{2} \\ \frac{5}{2} & \frac{5}{2} & 2 \end{vmatrix}$

$= 2\left(6-\frac{25}{4}\right)-\frac{7}{2}\left(7-\frac{25}{4}\right)\cdot$

$+\frac{5}{2}\left(\frac{35}{4}-\frac{15}{2}\right)$

$= 2\left(-\frac{1}{4}\right)-\frac{7}{2}\cdot\frac{3}{4}+\frac{5}{2}\cdot\frac{5}{4}$

$= -\frac{1}{2}-\frac{21}{8}+\frac{25}{8} = 0$

Hence the given equation represents a pair of straight lines.

Now consider,

$2x^2+7xy+3y^2 = 2x^2+6xy+xy+3y^2$

$= 2x(x+3y)+y(x+3y)$

$= (x+3y)(2x+y)$

Let $2x^2+7xy+3y^2+5x+5y+2 = (x+3y+l)(2x+y+m)$

Comparing the coefficient of x,

$2l+m=5$ (1)

Comparing the coefficient of y,

$l+3m=5$ (2)

Solving (1) and (2), we get $m = 1$ and $l = 2$

$\therefore$ The separate equations are

$x+3y+2=0$ and $2x+y+1=0$.

Example 3.14

Show that the pair of straight lines $4x^2-12xy+9y^2+18x-27y+8=0$ represents a pair of parallel straight lines and find their separate equations.

Solution

The given equation is $4x^2-12xy+9y^2+18x-27y+8=0$

Here $a=4$, $b=9$ and $h=-6$

$h^2-ab = 36-36=0$

03_11th_BM-STAT_Ch-3-EM.indd 59 13-12-2022 10:03:16

Hence the given equation represents a pair of parallel straight lines.

Now $4x^2 - 12xy + 9y^2 = (2x - 3y)^2$

Consider,

$4x^2 - 12xy + 9y^2 + 18x - 27y + 8 = 0$

$\Rightarrow \quad (2x - 3y)^2 + 9(2x - 3y) + 8 = 0$

Put $\quad 2x - 3y = z$

$z^2 + 9z + 8 = 0$

$(z+1)(z+8) = 0$

$z+1 = 0 \qquad z+8 = 0$

$2x - 3y + 1 = 0 \quad 2x - 3y + 8 = 0$

Hence the separate equations are

$2x - 3y + 1 = 0$ and $2x - 3y + 8 = 0$

Example 3.15

Find the angle between the straight lines $x^2 + 4xy + y^2 = 0$

Solution

The given equation is $x^2 + 4xy + y^2 = 0$

Here $a = 1$, $b = 1$ and $h = 2$.

If θ is the angle between the given straight lines, then

$$\theta = \tan^{-1}\left[\left|\frac{2\sqrt{h^2 - ab}}{a + b}\right|\right]$$

$$= \tan^{-1}\left[\left|\frac{2\sqrt{4 - 1}}{2}\right|\right]$$

$$= \tan^{-1}(\sqrt{3})$$

$$\theta = \frac{\pi}{3}$$

Example 3.16

For what value of k does $2x^2 + 5xy + 2y^2 + 15x + 18y + k = 0$ represent a pair of straight lines.

Solution

Here $a = 2$, $b = 2$, $h = \frac{5}{2}$, $g = \frac{15}{2}$, $f = 9$, $c = k$.

The given line represents a pair of straight lines if,

$$abc + 2fgh - af^2 - bg^2 - ch^2 = 0$$

i.e., $\quad 4k + \frac{675}{2} - 162 - \frac{225}{2} - \frac{25}{4}k = 0$

$\Rightarrow \quad 16k + 1350 - 648 - 450 - 25k = 0$

$\Rightarrow \quad 9k = 252 \qquad \therefore k = 28$

Exercise 3.3

1. If the equation $ax^2 + 5xy - 6y^2 + 12x + 5y + c = 0$ represents a pair of perpendicular straight lines, find a and c.
2. Show that the equation $12x^2 - 10xy + 2y^2 + 14x - 5y + 2 = 0$ represents a pair of straight lines and also find the separate equations of the straight lines.
3. Show that the pair of straight lines $4x^2 + 12xy + 9y^2 - 6x - 9y + 2 = 0$ represents two parallel straight lines and also find the separate equations of the straight lines.
4. Find the angle between the pair of straight lines $3x^2 - 5xy - 2y^2 + 17x + y + 10 = 0$

3.4 Circles

Definition 3.2

A circle is the locus of a point which moves in such a way that its distance from a fixed point is always constant. The fixed point is called the centre of the circle and the constant distance is the radius of the circle.

03_11th_BM-STAT_Ch-3-EM.indd 60 13-12-2022 10:03:20

3.4.1 The equation of a circle when the centre and radius are given

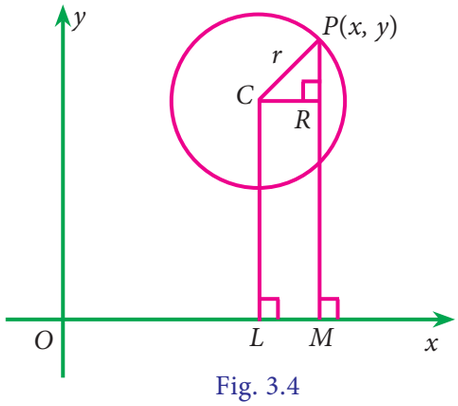

Fig. 3.4

Let $C(h, k)$ be the centre and 'r' be the radius of the circle

Let P(x, y) be any point on the circle

$$CP = r$$

$$CP^2 = r^2$$

$$(x-h)^2 + (y-k)^2 = r^2$$

is the equation of the circle.

In particular, if the centre is at the origin, the equation of circle is $x^2 + y^2 = r^2$

Example 3.17

Find the equation of the circle with centre at (3, –1) and radius is 4 units.

Solution

Equation of circle is

$$(x-h)^2+(y-k)^2 = r^2$$

Here $(h, k) = (3, -1)$ and $r = 4$

Equation of circle is

$$(x-3)^2+(y+1)^2 = 16$$

$$x^2-6x+9+y^2+2y+1 = 16$$

$$x^2+y^2-6x+2y-6 = 0$$

Example 3.18

Find the equation of the circle with centre at origin and radius is 3 units.

Solution

Equation of circle is $x^2 + y^2 = r^2$

Here $r = 3$

i.e equation of circle is $x^2 + y^2 = 9$

3.4.2 Equation of a circle when the end points of a diameter are given

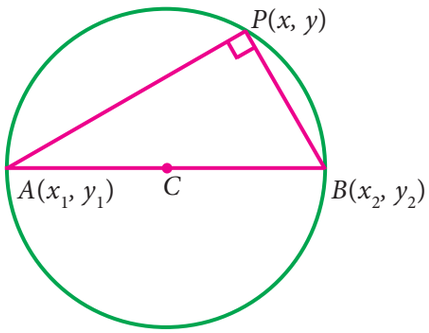

Fig. 3.5

Let $A(x_1, y_1)$ and $B(x_2, y_2)$ be the end points of a diameter of a circle and

$P(x, y)$ be any point on the circle.

We know that angle in the semi circle is 90°

$$\therefore \angle APB = 90^\circ$$

$\therefore$ (Slope of AP) (Slope of BP) = –1

$$\left(\frac{y-y_1}{x-x_1}\right)\times\left(\frac{y-y_2}{x-x_2}\right) = -1$$

$$(y-y_1)(y-y_2) = -(x-x_1)(x-x_2)$$

$\Rightarrow (x-x_1)(x-x_2)+(y-y_1)(y-y_2) = 0$ is the required equation of circle.

Example 3.19

Find the equation of the circle when the end points of the diameter are (2, 4) and (3, –2).

Solution

Equation of a circle when the end points of the diameter are given is

$$(x-x_1)(x-x_2)+(y-y_1)(y-y_2) = 0$$

03_11th_BM-STAT_Ch-3-EM.indd 61 13-12-2022 10:03:23

Here $(x_1, y_1) = (2, 4)$ and

$(x_2, y_2) = (3, -2)$

$\therefore (x-2)(x-3)+(y-4)(y+2) = 0$

$x^2+y^2-5x-2y-2 = 0$

3.4.3 General equation of a circle

The general equation of circle is $x^2+y^2+2gx+2fy+c = 0$ where g, f and c are constants.

i.e $x^2+y^2+2gx+2fy = -c$

$x^2+2gx+g^2-g^2+y^2+2fy+f^2-f^2 = -c$

$(x+g)^2-g^2+(y+f)^2-f^2 = -c$

$(x+g)^2+(y+f)^2 = g^2+f^2-c$

$[x-(-g)]^2+[y-(-f)]^2 = \left[\sqrt{g^2+f^2-c}\right]^2$

Comparing this with the circle $(x-h)^2+(y-k)^2 = r^2$

We get, centre is $(-g, -f)$ and radius is $\sqrt{g^2+f^2-c}$

NOTE

The general second degree equation $ax^2+by^2+2hxy+2gx+2fy+c = 0$ represents a circle if

(i) $a = b$ i.e., co-efficient of x^2 = co-efficient of y^2.

(ii) $h = 0$ i.e., no xy term.

Example 3.20

Find the centre and radius of the circle $x^2+y^2-8x+6y-24 = 0$

Solution

Equation of circle is

$x^2+y^2-8x+6y-24 = 0$

Here $g = -4$, $f = 3$ and $c = -24$

Centre $= C(-g, -f) = C(4, -3)$ and

Radius: $r = \sqrt{g^2+f^2-c}$

$= \sqrt{16+9+24} = 7$ unit.

Example 3.21

For what values of a and b does the equation

$(a-2)x^2+by^2+(b-2)xy+4x+4y-1 = 0$ represents a circle? Write down the resulting equation of the circle.

Solution

The given equation is

$(a-2)x^2+by^2+(b-2)xy+4x+4y-1 = 0$

As per conditions noted above,

(i) coefficient of $xy = 0 \Rightarrow b-2 = 0$

$\therefore b = 2$

(ii) coefficient of x^2 = Coefficient of y^2

$\Rightarrow a - 2 = b$

$a - 2 = 2 \Rightarrow a = 4$

$\therefore$ Resulting equation of circle is $2x^2+2y^2+4x+4y-1 = 0$

Example 3.22

If the equation of a circle $x^2+y^2+ax+by = 0$ passing through the points (1, 2) and (1, 1), find the values of a and b

Solution

The circle $x^2+y^2+ax+by = 0$ passing through (1, 2) and (1, 1)

$\therefore$ We have $1 + 4 + a + 2b = 0$ and $1 + 1 + a + b = 0$

$\Rightarrow a+2b = -5$ (1)

and $a+b = -2$ (2)

Solving (1) and (2), we get $a = 1$, $b, = -3$.

03_11th_BM-STAT_Ch-3-EM.indd 62 13-12-2022 10:03:29

Example 3.23

If the centre of the circle $x^2+y^2+2x-6y+1=0$ lies on a straight line $ax+2y+2=0$, then find the value of 'a'

Solution

Centre C(–1, 3)

It lies on $ax+2y+2=0$

$$-a+6+2=0$$

$$a=8$$

Example 3.24

Show that the point (7, –5) lies on the circle $x^2+y^2-6x+4y-12=0$ and find the coordinates of the other end of the diameter through this point.

Solution

Let $A(7,-5)$

Equation of circle is

$$x^2+y^2-6x+4y-12=0$$

Substitute (7, –5) for (x, y) , we get

$$x^2+y^2-6x+4y-12 =$$

$$7^2+(-5)^2-6(7)+4(-5)-12$$

$$= 49 + 25 - 42 - 20 - 12 = 0$$

$\therefore$ (7, –5) lies on the circle

Here $g = -3$ and $f = 2$

$\therefore$ Centre = $C(3, -2)$

Let the other end of the diameter be $B(x, y)$

Midpoint of AB = $\left(\frac{x+7}{2}, \frac{y-5}{2}\right) = C(3,-2)$

$\frac{x+7}{2} = 3$ | $\frac{y-5}{2} = -2$

$x = -1$ | $y = 1$

Other end of the diameter is (–1 , 1).

Example 3.25

Find the equation of the circle passing through the points (0,0), (1, 2) and (2,0).

Solution

Let the equation of the circle be $x^2+y^2+2gx+2fy+c=0$

The circle passes through the point (0, 0)

$$c = 0 \qquad \ldots (1)$$

The circle passes through the point (1, 2)

$$1^2+2^2+2g(1)+2f(2)+c=0$$

$$2g+4f+c=-5 \qquad \ldots (2)$$

The circle passes through the point (2, 0)

$$2^2+0+2g(2)+2f(0)+c=0$$

$$4g+c=-4 \qquad \ldots (3)$$

Solving (1), (2) and (3), we get

$g=-1$, $f=-\frac{3}{4}$ and $c=0$

$\therefore$ The equation of the circle is

$$x^2+y^2+2(-1)x+2\left(\frac{-3}{4}\right)y+0=0$$

ie., $2x^2+2y^2-4x-3y=0$

3.4.4 Parametric form of a circle

Consider a circle with radius r and centre at the origin. Let $P(x, y)$ be any point on the circle. Assume that OP makes an angle θ with the positive direction of x-axis.

Draw PM perpendicular to x-axis.

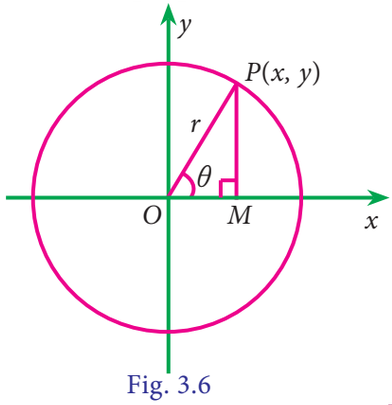

Fig. 3.6

03_11th_BM-STAT_Ch-3-EM.indd 63 13-12-2022 10:03:33

From the figure,

$$\cos\theta = \frac{x}{r} \Rightarrow x = r\cos\theta$$

$$\sin\theta = \frac{y}{r} \Rightarrow y = r\sin\theta$$

The equations $x = r\cos\theta$, $y = r\sin\theta$ are called the parametric equations of the circle $x^2 + y^2 = r^2$. Here 'θ' is called the parameter and $0 \le \theta \le 2\pi$.

Example 3.26

Find the parametric equations of the circle $x^2 + y^2 = 25$

Solution

Here $r^2 = 25 \Rightarrow r = 5$

Parametric equations are $x = r\cos\theta$, $y = r\sin\theta$

$\Rightarrow x = 5\cos\theta,\ y = 5\sin\theta,\ 0 \le \theta \le 2\pi$

Exercise 3.4

1. Find the equation of the following circles having
   (i) the centre (3,5) and radius 5 units
   (ii) the centre (0,0) and radius 2 units
2. Find the centre and radius of the circle
   (i) $x^2 + y^2 = 16$
   (ii) $x^2 + y^2 - 22x - 4y + 25 = 0$
   (iii) $5x^2 + 5y^2 + 4x - 8y - 16 = 0$
   (iv) $(x+2)(x-5) + (y-2)(y-1) = 0$
3. Find the equation of the circle whose centre is (–3, –2) and having circumference 16π
4. Find the equation of the circle whose centre is (2,3) and which passes through (1,4)
5. Find the equation of the circle passing through the points (0, 1),(4, 3) and (1, –1).
6. Find the equation of the circle on the line joining the points (1,0), (0,1) and having its centre on the line $x + y = 1$
7. If the lines $x + y = 6$ and $x + 2y = 4$ are diameters of the circle, and the circle passes through the point (2, 6) then find its equation.
8. Find the equation of the circle having (4, 7) and (–2, 5) as the extremities of a diameter.
9. Find the Cartesian equation of the circle whose parametric equations are $x = 3\cos\theta, y = 3\sin\theta,\ 0 \le \theta \le 2\pi$.

3.4.5 Tangents

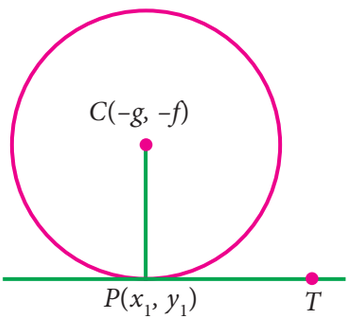

Fig. 3.7

The equation of the tangent to the circle

$x^2 + y^2 + 2gx + 2fy + c = 0$ at (x_1, y_1) is

$$xx_1 + yy_1 + g(x + x_1) + f(y + y_1) + c = 0.$$

Corollary:

The equation of the tangent at (x_1, y_1) to the circle

$x^2 + y^2 = a^2$ is $xx_1 + yy_1 = a^2$

03_11th_BM-STAT_Ch-3-EM.indd 64 13-12-2022 10:03:36

NOTE

To get the equation of the tangent at (x_1, y_1) to the circle

$$x^2 + y^2 + 2gx + 2fy + c = 0 \quad \ldots (1)$$

replace x^2 by xx_1, y^2 by yy_1, x by $\frac{x + x_1}{2}$ and y by $\frac{y + y_1}{2}$ in equation (1).

Example 3.27

Find the equation of tangent at the point (–2, 5) on the circle

$$x^2 + y^2 + 3x - 8y + 17 = 0.$$

Solution

The equation of the tangent at (x_1, y_1) to the given circle $x^2 + y^2 + 3x - 8y + 17 = 0$ is

$$xx_1 + yy_1 + 3 \times \frac{1}{2}(x + x_1) - 8 \times \frac{1}{2}(y + y_1) + 17 = 0$$

Here $(x_1, y_1) = (-2, 5)$

$$-2x + 5y + \frac{3}{2}(x - 2) - 4(y + 5) + 17 = 0$$

$$-2x + 5y + \frac{3}{2}x - 3 - 4y - 20 + 17 = 0$$

$$-4x + 10y + 3x - 6 - 8y - 40 + 34 = 0$$

$x - 2y + 12 = 0$ is the required equation.

Length of the tangent to the circle

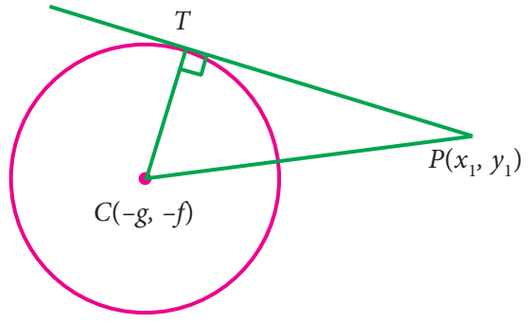

Fig. 3.8

Length of the tangent to the circle $x^2 + y^2 + 2gx + 2fy + c = 0$ from a point $P(x_1, y_1)$ is PT = $\sqrt{x_1^2 + y_1^2 + 2gx_1 + 2fy_1 + c}$

NOTE

(i) If the point P is on the circle then $PT^2 = 0$

(ii) If the point P is outside the circle then $PT^2 > 0$

(iii) If the point P is inside the circle then $PT^2 < 0$

Example 3.28

Find the length of the tangent from the point (2, 3) to the circle

$$x^2 + y^2 + 8x + 4y + 8 = 0$$

Solution

The length of the tangent to the circle $x^2 + y^2 + 2gx + 2fy + c = 0$ from a point (x_1, y_1) is $\sqrt{x_1^2 + y_1^2 + 2gx_1 + 2fy_1 + c}$

Length of the tangent

$$= \sqrt{x_1^2 + y_1^2 + 8x_1 + 4y_1 + 8}$$

$$= \sqrt{2^2 + 3^2 + 8(2) + 4(3) + 8}$$

[Here $(x_1, y_1) = (2, 3)$]

$$= \sqrt{49}$$

Length of the tangent = 7 units

Example 3.29

Determine whether the points $P(0,1)$, $Q(5,9)$, $R(-2, 3)$ and $S(2, 2)$ lie outside the circle, on the circle or inside the circle $x^2 + y^2 - 4x + 4y - 8 = 0$

Solution

The equation of the circle is $x^2 + y^2 - 4x + 4y - 8 = 0$

$$PT^2 = x_1^2 + y_1^2 - 4x_1 + 4y_1 - 8$$

At $P(0, 1)$

$PT^2 = 0 + 1 + 0 + 4 - 8 = -3 < 0$

At $Q(5, 9)$

$QT^2 = 25 + 81 - 20 + 36 - 8 = 114 > 0$

03_11th_BM-STAT_Ch-3-EM.indd 65 13-12-2022 10:03:41

At $R(-2, 3)$

$RT^2 = 4 + 9 + 8 + 12 - 8 = 25 > 0$

At $S(2, 2)$

$ST^2 = 4 + 4 - 8 + 8 - 8 = 0$

$\therefore$ The point P lies inside the circle. The points Q and R lie outside the circle and the point S lies on the circle.

Result Condition for the straight line $y = mx + c$ to be a tangent to the circle $x^2 + y^2 = a^2$ is $c^2 = a^2(1 + m^2)$

Example 3.30

Find the value of k so that the line $3x + 4y - k = 0$ is a tangent to $x^2 + y^2 - 64 = 0$

Solution

The given equations are $x^2 + y^2 - 64 = 0$ and $3x + 4y - k = 0$

The condition for the tangency is $c^2 = a^2(1 + m^2)$

Here $a^2 = 64$, $m = \frac{-3}{4}$ and $c = \frac{k}{4}$

$$c^2 = a^2(1 + m^2) \Rightarrow \frac{k^2}{16} = 64\left(1 + \frac{9}{16}\right)$$

$$k^2 = 64 \times 25$$

$$k = \pm 40$$

Exercise 3.5

1. Find the equation of the tangent to the circle $x^2 + y^2 - 4x + 4y - 8 = 0$ at $(-2, -2)$
2. Determine whether the points $P(1, 0)$, $Q(2, 1)$ and $R(2, 3)$ lie outside the circle, on the circle or inside the circle $x^2 + y^2 - 4x - 6y + 9 = 0$
3. Find the length of the tangent from $(1, 2)$ to the circle $x^2 + y^2 - 2x + 4y + 9 = 0$
4. Find the value of P if the line $3x + 4y - P = 0$ is a tangent to the circle $x^2 + y^2 = 16$

3.5 Conics

Definition 3.3

If a point moves in a plane such that its distance from a fixed point bears a constant ratio to its perpendicular distance from a fixed straight line, then the path described by the moving point is called a conic.

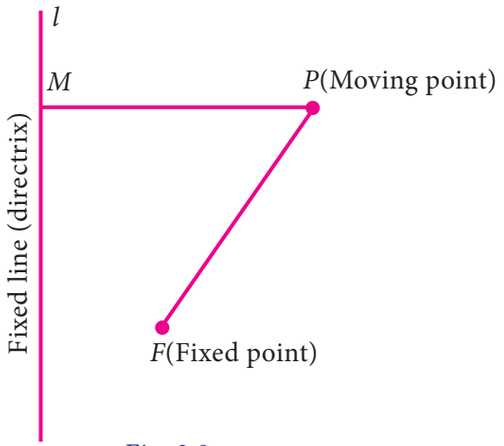

Fig. 3.9

In figure, the fixed point F is called focus, the fixed straight line l is called directrix and P is the moving point such that $\frac{FP}{PM} = e$, a constant. Here the locus of P is called a conic and the constant 'e' is called the eccentricity of the conic.

Based on the value of eccentricity we can classify the conics namely,

a) If $e = 1$, then, the conic is called a parabola

b) If $e < 1$, then, the conic is called an ellipse

c) If $e > 1$, then, the conic is called a hyperbola.

The general second degree equation $ax^2 + 2hxy + by^2 + 2gx + 2fy + c = 0$ represents,

(i) a pair of straight lines if $abc + 2fgh - af^2 - bg^2 - ch^2 = 0$

(ii) a circle if $a = b$ and $h = 0$

03_11th_BM-STAT_Ch-3-EM.indd 66 13-12-2022 10:03:45

If the above two conditions are not satisfied, then $ax^2 + 2hxy + by^2 + 2gx + 2fy + c = 0$ represents,

(i) a parabola if $h^2 - ab = 0$

(ii) an ellipse if $h^2 - ab < 0$

(iii) a hyperbola if $h^2 - ab > 0$

In this chapter, we study about parabola only.

3.5.1 Parabola

Definition 3.4

The locus of a point whose distance from a fixed point is equal to its distance from a fixed line is called a parabola.

$y^2 = 4ax$ is the standard equation of the parabola. It is open rightward.

3.5.2 Definitions regarding a parabola: $y^2 = 4ax$

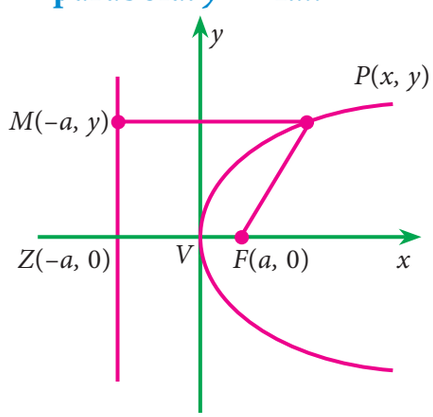

Fig. 3.10

Focus	The fixed point used to draw the parabola is called the focus (F). Here, the focus is $F(a, 0)$.
Directrix	The fixed line used to draw a parabola is called the directrix of the parabola. Here, the equation of the directrix is $x = -a$.
Axis	The axis of the parabola is the axis of symmetry. The curve $y^2 = 4ax$ is symmetrical about x-axis and hence x-axis or $y = 0$ is the axis of the parabola $y^2 = 4ax$. Note that the axis of the parabola passes through the focus and perpendicular to the directrix.
Vertex	The point of intersection of the parabola with its axis is called its vertex. Here, the vertex is $V(0, 0)$.
Focal distance	The distance between a point on the parabola and its focus is called a focal distance
Focal chord	A chord which passes through the focus of the parabola is called the focal chord of the parabola.
Latus rectum	It is a focal chord perpendicular to the axis of the parabola. Here, the equation of the latus rectum is $x = a$. Length of the latus rectrum is $4a$.

3.5.3 Other standard parabolas

1. Open leftward : $y^2 = -4ax[a > 0]$

If $x > 0$, then y become imaginary. i.e., the curve exist for $x \leq 0$.

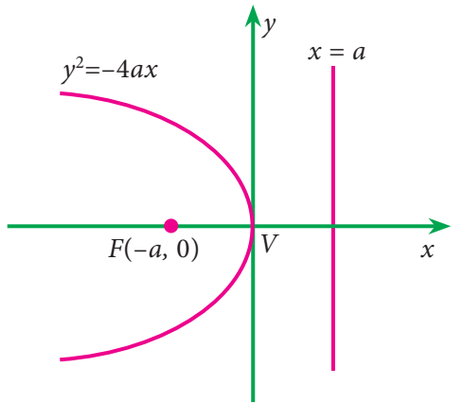

Fig. 3.11

03_11th_BM-STAT_Ch-3-EM.indd 67 13-12-2022 10:03:46

2. Open upward : $x^2 = 4ay[a > 0]$

If $y < 0$, then x becomes imaginary. i.e., the curve exist for $y \geq 0$.

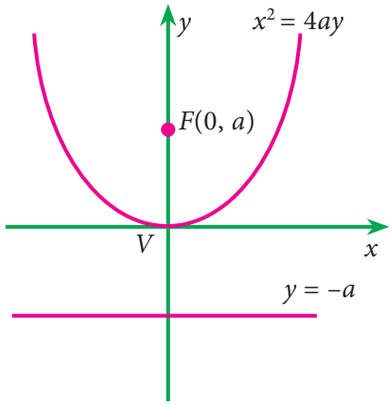

Fig. 3.12

3. Open downward : $x^2 = -4ay[a > 0]$

If $y > 0$, then x becomes imaginary. i.e., the curve exist for $y \leq 0$.

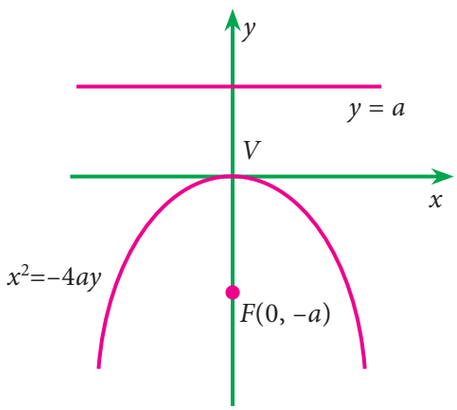

Fig. 3.13

Equations	$y^2 = 4ax$	$y^2 = -4ax$	$x^2 = 4ay$	$x^2 = -4ay$
Axis	$y = 0$	$y = 0$	$x = 0$	$x = 0$
Vertex	$V(0, 0)$	$V(0, 0)$	$V(0, 0)$	$V(0, 0)$
Focus	$F(a, 0)$	$F(-a, 0)$	$F(0, a)$	$F(0, -a)$
Equation of directrix	$x = -a$	$x = a$	$y = -a$	$y = a$
Length of Latus rectum	$4a$	$4a$	$4a$	$4a$
Equation of Latus rectum	$x = a$	$x = -a$	$y = a$	$y = -a$

The process of shifting the origin or translation of axes.

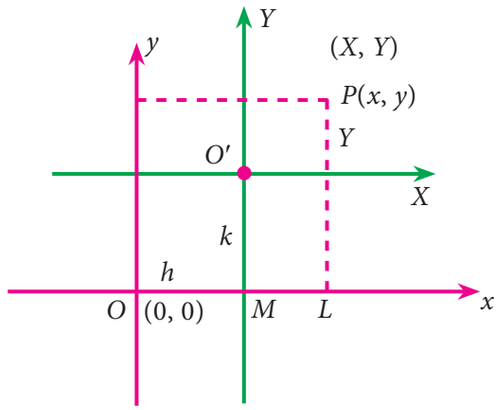

Fig. 3.14

Consider the xoy system. Draw a line parallel to x -axis (say X axis) and draw a line parallel to y – axis (say Y axis). Let $P(x,y)$ be a point with respect to xoy system and $P(X, Y)$ be the same point with respect to $XO'Y$ system.

Let the co-ordinates of O' with respect to xoy system be (h, k)

The co-ordinate of P with respect to xoy system:

$$OL = OM + ML$$

$$= h + X$$

$$\text{i.e) } x = X + h$$

$$\text{similarly } \quad y = Y + k$$

$\therefore$ The new co-ordinates of P with respect to $XO'Y$ system.

$$X = x - h \text{ and } Y = y - k$$

3.5.4 General form of the standard equation of a parabola, which is open rightward (i.e., the vertex other than origin):

Consider a parabola with vertex V whose co-ordinates with respect to XOY system is $(0, 0)$ and with respect to xoy system is (h, k). Since it is open rightward,

03_11th_BM-STAT_Ch-3-EM.indd 68 13-12-2022 10:03:47

the equation of the parabola w.r.t. XOY system is $Y^2 = 4aX$.

By shifting the origin $X = x - h$ and $Y = y - k$, the equation of the parabola with respect to old xoy system is

$$(y-k)^2 = 4a(x-h)$$

This is the general form of the standard equation of the parabola, which is open rightward.

Similarly the other general forms are

$(y-k)^2 = -4a(x-h)$ (open leftwards)

$(x-h)^2 = 4a(y-k)$ (open upwards)

$(x-h)^2 = -4a(y-k)$ (open downwards)

Example 3.31

Find the equation of the parabola whose focus is (1,3) and whose directrix is $x - y + 2 = 0$.

Solution

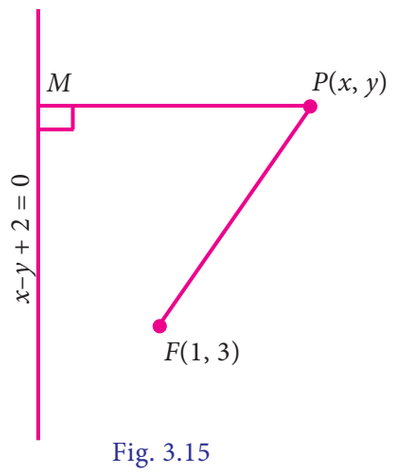

Fig. 3.15

F is (1, 3) and directrix is $x - y + 2 = 0$

$$x - y + 2 = 0$$

Let $P(x,y)$ be any point on the parabola.

For parabola $\frac{FP}{PM} = 1$

$$FP = PM$$

$$FP^2 = (x-1)^2 + (y-3)^2$$

$$= x^2 - 2x + 1 + y^2 - 6y + 9$$

$$= x^2 + y^2 - 2x - 6y + 10$$

$$PM = \pm\frac{(x - y + 2)}{\sqrt{1+1}}$$

$$= \pm\frac{(x - y + 2)}{\sqrt{2}}$$

$$PM^2 = \frac{(x - y + 2)^2}{2}$$

$$= \frac{x^2 + y^2 + 4 - 2xy - 4y + 4x}{2}$$

$$FP^2 = PM^2$$

$$2x^2 + 2y^2 - 4x - 12y + 20 = x^2 + y^2 - 2xy - 4y + 4x + 4$$

The required equation of the parabola is

$$\Rightarrow x^2 + y^2 + 2xy - 8x - 8y + 16 = 0$$

Example 3.32

Find the focus, the vertex, the equation of the directrix, the axis and the length of the latus rectum of the parabola $y^2 = -12x$

Solution

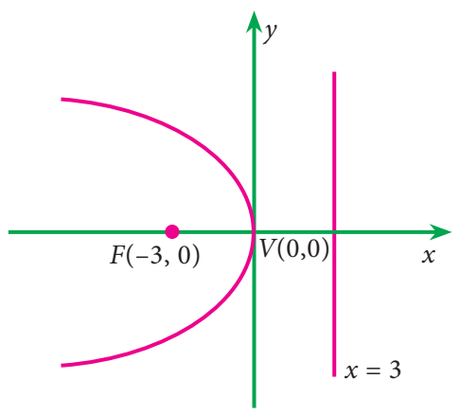

Fig. 3.16

The given equation is of the form $y^2 = -4ax$

where $4a = 12$, $a = 3$.

03_11th_BM-STAT_Ch-3-EM.indd 69 13-12-2022 10:03:53

The parabola is open left, its focus is

$$F(-a,o), F(-3,0)$$

Its vertex is $V(h,k) = V(0,0)$

The equation of the directrix is $x = a$

i.e., $x = 3$

Its axis is x – axis whose equation is $y = 0$.

Length of the latus rectum = $4a = 12$

Example 3.33

Show that the demand function $x = 10p - 20 - p^2$ is a parabola and price is maximum at its vertex.

Solution

$$\begin{aligned} x &= 10p - 20 - p^2 \\ &= -p^2 - 20 + 10p + 5 - 5 \\ x - 5 &= -p^2 + 10p - 25 \\ &= -\left(p^2 - 10p + 25\right) \\ &= -(p-5)^2 \end{aligned}$$

Put $X = x - 5$ and $P = p - 5$

$X = -P^2$ i.e $P^2 = -X$

It is a parabola open downward.

$\therefore$ At the vertex $p = 5$ when $x = 5$. i.e., price is maximum at the vertex.

Example 3.34

Find the axis, vertex, focus, equation of directrix and the length of latus rectum for the parabola $x^2 + 6x - 4y + 21 = 0$

Solution

$$\begin{aligned} 4y &= x^2 + 6x + 21 \\ 4y &= (x^2 + 6x + 9) + 12 \\ 4y - 12 &= (x+3)^2 \\ (x+3)^2 &= 4(y-3) \end{aligned}$$

$X = x + 3, Y = y - 3$

$x = X - 3$ and $y = Y + 3$

$$X^2 = 4Y$$

Comparing with $X^2 = 4aY, 4a = 4$

$$a = 1$$

	Referred to (X, Y)	Referred to (x, y) $x = X - 3$, $y = Y + 3$
Axis $y = 0$	$Y = 0$	$y = 3$
Vertex $V(0,0)$	$V(0,0)$	$V(-3,3)$
Focus $F(0, a)$	$F(0, 1)$	$F(-3, 4)$
Equation of directrix $(y=-a)$	$Y = -1$	$y = 2$
Length of Latus rectum $(4a)$	$4(1) = 4$	4

Example 3.35

The supply of a commodity is related to the price by the relation $x = \sqrt{5P - 15}$. Show that the supply curve is a parabola.

Solution

The supply price relation is given by

$$\begin{aligned} x^2 &= 5p - 15 \\ &= 5(p - 3) \end{aligned}$$

$\Rightarrow \quad X^2 = 4aP$ where $X = x$ and $P = p - 3$

$\therefore$ the supply curve is a parabola whose vertex is $(X = 0, P = 0)$

i.e., The supply curve is a parabola whose vertex is (0, 3)

Exercise 3.6

1. Find the equation of the parabola whose focus is the point $F(-1, -2)$ and the directrix is the line $4x - 3y + 2 = 0$.

03_11th_BM-STAT_Ch-3-EM.indd 70 13-12-2022 10:03:59

2. The parabola $y^2 = kx$ passes through the point (4,–2). Find its latus rectum and focus.

3. Find the vertex, focus, axis, directrix and the length of latus rectum of the parabola $y^2 - 8y - 8x + 24 = 0$

4. Find the co-ordinates of the focus, vertex, equation of the directrix, axis and the length of latus rectum of the parabola

   (a) $y^2 = 20x$

   (b) $x^2 = 8y$

   (c) $x^2 = -16y$



5. The average variable cost of a monthly output of x tonnes of a firm producing a valuable metal is ₹ $\frac{1}{5}x^2 - 6x + 100$. Show that the average variable cost curve is a parabola. Also find the output and the average cost at the vertex of the parabola.

6. The profit ₹y accumulated in thousand in x months is given by $y = -x^2 + 10x - 15$. Find the best time to end the project.

Exercise 3.7

Choose the correct answer

1. If m_1 and m_2 are the slopes of the pair of lines given by $ax^2 + 2hxy + by^2 = 0$, then the value of $m_1 + m_2$ is

   (a) $\frac{2h}{b}$ (b) $-\frac{2h}{b}$

   (c) $\frac{2h}{a}$ (d) $-\frac{2h}{a}$

2. The angle between the pair of straight lines $x^2 - 7xy + 4y^2 = 0$ is

   (a) $\tan^{-1}\left(\frac{1}{3}\right)$ (b) $\tan^{-1}\left(\frac{1}{2}\right)$

   (c) $\tan^{-1}\left(\frac{\sqrt{33}}{5}\right)$ (d) $\tan^{-1}\left(\frac{5}{\sqrt{33}}\right)$

3. If the lines $2x - 3y - 5 = 0$ and $3x - 4y - 7 = 0$ are the diameters of a circle, then its centre is

   (a) (–1, 1) (b) (1,1)

   (c) (1, –1) (d) (–1, –1)

4. The x–intercept of the straight line $3x + 2y - 1 = 0$ is

   (a) 3 (b) 2 (c) $\frac{1}{3}$ (d) $\frac{1}{2}$

5. The slope of the line $7x + 5y - 8 = 0$ is

   (a) $\frac{7}{5}$ (b) $-\frac{7}{5}$ (c) $\frac{5}{7}$ (d) $-\frac{5}{7}$

6. The locus of the point P which moves such that P is at equidistance from their coordinate axes is

   (a) $y = \frac{1}{x}$ (b) $y = -x$

   (c) $y = x$ (d) $y = \frac{-1}{x}$

7. The locus of the point P which moves such that P is always at equidistance from the line $x + 2y + 7 = 0$ is

   (a) $x + 2y + 2 = 0$ (b) $x - 2y + 1 = 0$

   (c) $2x - y + 2 = 0$ (d) $3x + y + 1 = 0$

8. If $kx^2 + 3xy - 2y^2 = 0$ represent a pair of lines which are perpendicular then k is equal to

   (a) $\frac{1}{2}$ (b) $-\frac{1}{2}$ (c) 2 (d) –2

9. (1, –2) is the centre of the circle $x^2 + y^2 + ax + by - 4 = 0$, then its radius

   (a) 3 (b) 2 (c) 4 (d) 1

03_11th_BM-STAT_Ch-3-EM.indd 71 13-12-2022 10:04:06

10. The length of the tangent from (4,5) to the circle $x^2 + y^2 = 16$ is

(a) 4 (b) 5 (c) 16 (d) 25

11. The focus of the parabola $x^2 = 16y$ is

(a) (4 ,0) (b) (–4 , 0)

(c) (0, 4) (d) (0, –4)

12. Length of the latus rectum of the parabola $y^2 = -25x$.

(a) 25 (b) –5 (c) 5 (d) –25

13. The centre of the circle $x^2 + y^2 - 2x + 2y - 9 = 0$ is

(a) (1 ,1) (b) (–1, –1)

(c) (–1,1) (d) (1, –1)

14. The equation of the circle with centre on the x axis and passing through the origin is

(a) $x^2 - 2ax + y^2 = 0$

(b) $y^2 - 2ay + x^2 = 0$

(c) $x^2 + y^2 = a^2$

(d) $x^2 - 2ay + y^2 = 0$

15. If the centre of the circle is $(-a, -b)$ and radius is $\sqrt{a^2 - b^2}$, then the equation of circle is

(a) $x^2 + y^2 + 2ax + 2by + 2b^2 = 0$

(b) $x^2 + y^2 + 2ax + 2by - 2b^2 = 0$

(c) $x^2 + y^2 - 2ax - 2by - 2b^2 = 0$

(d) $x^2 + y^2 - 2ax - 2by + 2b^2 = 0$

16. Combined equation of co-ordinate axes is

(a) $x^2 - y^2 = 0$ (b) $x^2 + y^2 = 0$

(c) $xy = c$ (d) $xy = 0$

17. $ax^2 + 4xy + 2y^2 = 0$ represents a pair of parallel lines then 'a' is

(a) 2 (b) –2 (c) 4 (d) –4

18. In the equation of the circle $x^2 + y^2 = 16$ then y intercept is (are)

(a) 4 (b)16 (c) ±4 (d) ±16

19. If the perimeter of the circle is 8π units and centre is (2,2) then the equation of the circle is

(a) $(x-2)^2 + (y-2)^2 = 4$

(b) $(x-2)^2 + (y-2)^2 = 16$

(c) $(x-4)^2 + (y-4)^2 = 2$

(d) $x^2 + y^2 = 4$

20. The equation of the circle with centre (3, –4) and touches the x – axis is

(a) $(x-3)^2 + (y-4)^2 = 4$

(b) $(x-3)^2 + (y+4)^2 = 16$

(c) $(x-3)^2 + (y-4)^2 = 16$

(d) $x^2 + y^2 = 16$

21. If the circle touches x axis, y axis and the line $x = 6$ then the length of the diameter of the circle is

(a) 6 (b)3 (c) 12 (d) 4

22. The eccentricity of the parabola is

(a) 3 (b) 2 (c) 0 (d) 1

23. The double ordinate passing through the focus is

(a) focal chord (b) latus rectum
(c) directrix (d) axis

24. The distance between directrix and focus of a parabola $y^2 = 4ax$ is

(a) a (b) $2a$ (c) $4a$ (d) $3a$

03_11th_BM-STAT_Ch-3-EM.indd 72 13-12-2022 10:04:14

25. The equation of directrix of the parabola $y^2 = -x$ is

(a) $4x + 1 = 0$ (b) $4x - 1 = 0$
(c) $x - 4 = 0$ (d) $x + 4 = 0$

Miscellaneous Problems

1. A point P moves so that P and the points (2, 2) and (1, 5) are always collinear. Find the locus of P.
2. As the number of units produced increases from 500 to 1000 and the total cost of production increases from ₹ 6000 to ₹9000. Find the relationship between the cost (y) and the number of units produced (x) if the relationship is linear.
3. Prove that the lines $4x + 3y = 10$, $3x - 4y = -5$ and $5x + y = 7$ are concurrent.
4. Find the value of p for which the straight lines $8px + (2 - 3p)y + 1 = 0$ and $px + 8y - 7 = 0$ are perpendicular to each other.
5. If the slope of one of the straight lines $ax^2 + 2hxy + by^2 = 0$ is thrice that of the other, then show that $3h^2 = 4ab$.
6. Find the values of a and b if the equation $(a-1)x^2 + by^2 + (b-8)xy + 4x + 4y - 1 = 0$ represents a circle.
7. Find whether the points $(-1, -2)$, $(1, 0)$ and $(-3, -4)$ lie above, below or on the line $3x + 2y + 7 = 0$.
8. If $(4, 1)$ is one extremity of a diameter of the circle $x^2 + y^2 - 2x + 6y - 15 = 0$, find the other extremity.
9. Find the equation of the parabola which is symmetrical about x-axis and passing through (–2, –3).
10. Find the axis, vertex, focus, equation of directrix and the length of latus rectum of the parabola $(y-2)^2 = 4(x-1)$

Summary

- Angle between the two intersecting lines $y = m_1x + c_1$ and $y = m_2x + c_2$ is $\theta = \tan^{-1}\left[\left|\frac{m_1 - m_2}{1 + m_1 m_2}\right|\right]$.
- Condition for the three straight lines $a_1x + b_1y + c_1 = 0$, $a_2x + b_2y + c_2 = 0$, and $a_3x + b_3y + c_3 = 0$ to be concurrent is $\begin{vmatrix} a_1 & b_1 & c_1 \\ a_2 & b_2 & c_2 \\ a_3 & b_3 & c_3 \end{vmatrix} = 0$.
- The condition for a general second degree equation $ax^2 + 2hxy + by^2 + 2gx + 2fy + c = 0$ to represent a pair of straight lines is $abc + 2fgh - af^2 - bg^2 - ch^2 = 0$.
- Pair of straight lines passing through the origin is $ax^2 + 2hxy + by^2 = 0$.
- Let $ax^2 + 2hxy + by^2 = 0$ be the straight lines passing through the origin then the product of the slopes is $\frac{a}{b}$ and sum of the slopes is $\frac{-2h}{b}$.
- If θ is the angle between the pair of straight lines. $ax^2 + 2hxy + by^2 + 2gx + 2fy + c = 0$, then $\theta = \tan^{-1}\left[\left|\frac{\pm 2\sqrt{h^2 - ab}}{a + b}\right|\right]$.

03_11th_BM-STAT_Ch-3-EM.indd 73 13-12-2022 10:04:19

- The equation of a circle with centre (h, k) and the radius r is $(x-h)^2+(y-k)^2=r^2$.
- The equation of a circle with centre at origin and the radius r is $x^2+y^2=r^2$.
- The equation of the circle with (x_1,y_1) and (x_2,y_2) as end points of a diameter is $(x-x_1)(x-x_2)+(y-y_1)(y-y_2)=0$.
- The parametric equations of the circle $x^2+y^2=r^2$ are $x = r\cos\theta$, $y = r\sin\theta$ $0 \le \theta \le 2\pi$
- The equation of the tangent to the circle $x^2+y^2+2gx+2fy+c=0$ at (x_1, y_1) is $xx_1+yy_1+g(x+x_1)+f(y+y_1)+c=0$.
- The equation of the tangent at (x_1, y_1) to the circle $x^2+y^2=a^2$ is $xx_1+yy_1=a^2$.
- Length of the tangent to the circle $x^2+y^2+2gx+2fy+c=0$ from a point (x_1, y_1) is $\sqrt{x_1^2+y_1^2+2gx_1+2fy_1+c}$.
- Condition for the straight line $y=mx+c$ to be a tangent to the circle $x^2+y^2=a^2$ is $c^2=a^2(1+m^2)$.
- The standard equation of the parabola is $y^2=4ax$.

GLOSSARY (கலைச்சொற்கள்)	
Centre	மையம்
Chord	நாண்
Circle	வட்டம்
Concurrent Line	ஒரு புள்ளி வழிக் கோடு
Conics	கூம்பு வெட்டிகள்
Diameter	விட்டம்
Directix	இயக்குவரை
Equation	சமன்பாடு
Focal distance	குவியத்தூரம்
Focus	குவியம்
Latus rectum	செவ்வகலம்
Length of the tangent	தொடுகோட்டின் நீளம்
Locus	நியமப்பாதை அல்லது இயங்குவரை
Origin	ஆதி
Pair of straight line	இரட்டை நேர்க்கோடு
Parabola	பரவளையம்
Parallel line	இணை கோடு
Parameter	துணையலகு
Perpendicular line	செங்குத்து கோடு
Point of concurrency	ஒருங்கிணைவுப் புள்ளி
Point of intersection	வெட்டும் புள்ளி
Radius	ஆரம்
Straight line	நேர்க்கோடு
Tangent	தொடுகோடு
Vertex	முனை

03_11th_BM-STAT_Ch-3-EM.indd 74 13-12-2022 10:04:22

ICT Corner

Expected final outcomes

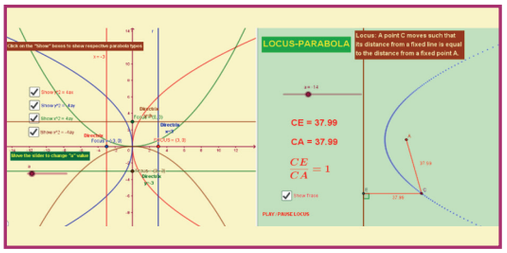

Step – 1

Open the Browser and type the URL given (or) Scan the QR Code.

GeoGebra Work book called "**11th BUSINESS MATHEMATICS and STATISTICS**" will appear. In this several work sheets for Business Maths are given, Open the worksheet named "**Locus-Parabola**"

Step - 2

Locus-Parabola page will open. Click on the check boxes on the Left-hand side to see the respective parabola types with Directrix and Focus. On right-hand side Locus for parabola is given. You can play/pause for the path of the locus and observe the condition for the locus.

Step 1

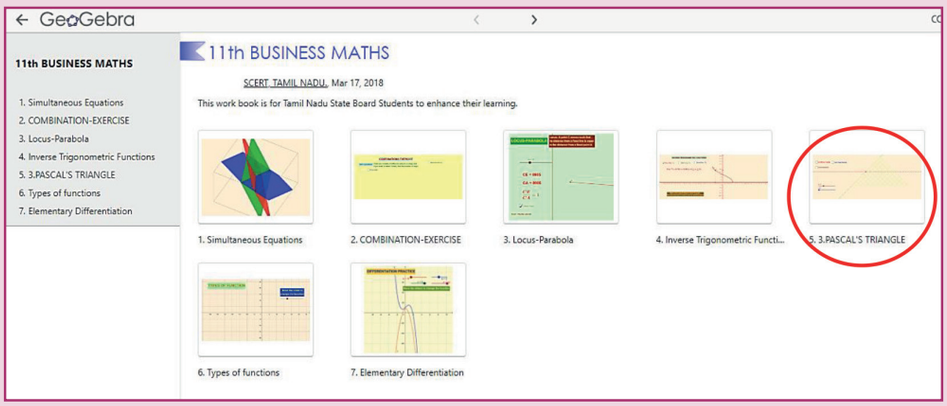

Step 2

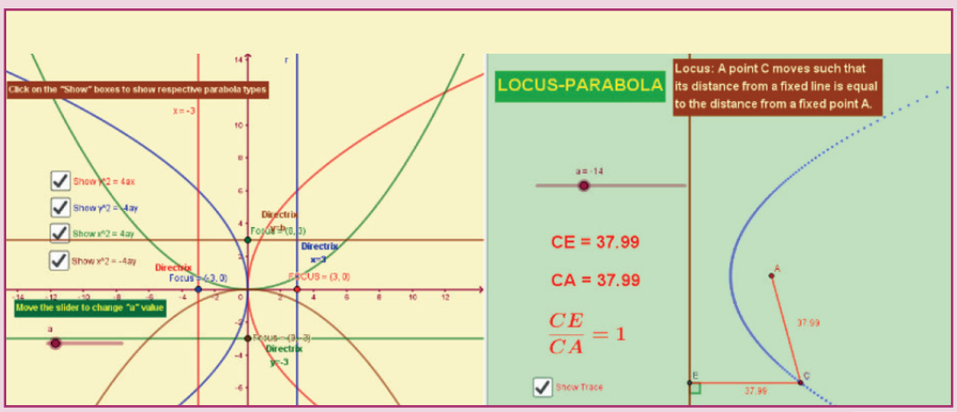

Browse in the link

11th Business Mathematics and Statistics: https://ggbm.at/qKj9gSTG (or) scan the QR Code

03_11th_BM-STAT_Ch-3-EM.indd 75 13-12-2022 10:04:22

Chapter 4

TRIGONOMETRY

Learning Objectives

After studying this chapter, the students will be able to understand

- trigonometric ratio of angles
- addition formulae, multiple and sub-multiple angles
- transformation of sums into products and vice versa
- basic concepts of inverse trigonometric functions
- properties of inverse trigonometric functions



Brahmagupta

Introduction

The word trigonometry is derived from the Greek word 'tri' (meaning three), 'gon' (meaning sides) and 'metron' (meaning measure). In fact, trigonometry is the study of relationships between the sides and angles of a triangle. Around second century A.D. George Rheticus was the first to define the trigonometric functions in terms of right angles. The study of trigonometry was first started in India. The ancient Indian Mathematician, Aryabhatta, Brahmagupta, Bhaskara I and Bhaskara II obtained important results. Bhaskara I gave formulae to find the values of sine functions for angles more than 90 degrees.The earliest applications of trigonometry were in the fields of navigation, surveying and astronomy.

C8VSJ

DO YOU KNOW?

Currently, trigonometry is used in many areas such as electric circuits, describing the state of an atom, predicting the heights of tides in the ocean, analyzing a musical tone.

Recall

1. $\sin\theta = \frac{\text{side opposite to angle } \theta}{\text{Hypotenuse}}$
2. $\cos\theta = \frac{\text{Adjacent side to angle } \theta}{\text{Hypotenuse}}$
3. $\tan\theta = \frac{\text{side opposite to angle } \theta}{\text{Adjacent side to angle } \theta}$
4. $\cot\theta = \frac{\text{Adjacent side to angle } \theta}{\text{side opposite to angel } \theta}$
5. $\sec\theta = \frac{\text{Hypotenuse}}{\text{Adjacent side to angle } \theta}$
6. $\operatorname{cosec}\theta = \frac{\text{Hypotenuse}}{\text{side opposite to angle } \theta}$

04_11th_BM-STAT_Ch-4-EM.indd 76 13-12-2022 10:32:09

Relations between trigonometric ratios

1. $\sin\theta = \frac{1}{\operatorname{cosec}\theta}$ or $\operatorname{cosec}\theta = \frac{1}{\sin\theta}$

2. $\cos\theta = \frac{1}{\sec\theta}$ or $\sec\theta = \frac{1}{\cos\theta}$

3. $\tan\theta = \frac{\sin\theta}{\cos\theta}$ or $\cot\theta = \frac{\cos\theta}{\sin\theta}$

4. $\tan\theta = \frac{1}{\cot\theta}$ or $\cot\theta = \frac{1}{\tan\theta}$

Trigonometric Identities

1. $\sin^2\theta + \cos^2\theta = 1$
2. $1 + \tan^2\theta = \sec^2\theta$
3. $1 + \cot^2\theta = \operatorname{cosec}^2\theta$.

Angle

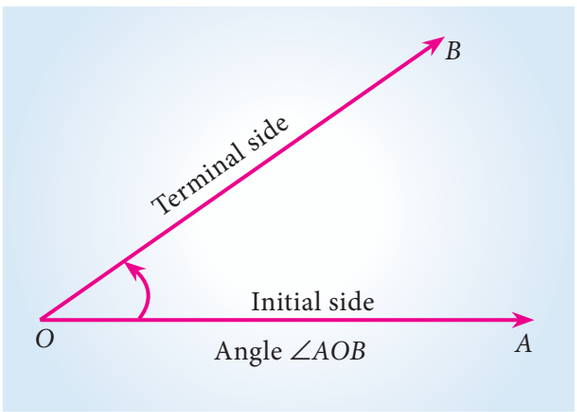

Fig. 4.1

Angle is a measure of rotation of a given ray about its initial point. The ray 'OA' is called the initial side and the final position of the ray 'OB' after rotation is called the terminal side of the angle. The point 'O' of rotation is called the vertex.

If the direction of rotation is anticlockwise, then angle is said to be positive and if the direction of rotation is clockwise, then angle is said to be negative.

Measurement of an angle

Two types of units of measurement of an angle which are most commonly used namely degree measure and radian measure.

Degree measure

If a rotation from the initial position to the terminal position $\left(\frac{1}{360}\right)^{th}$ of the revolution, the angle is said to have a measure of one degree and written as 1°. A degree is divided into minutes and minute is divided into seconds.

One degree = 60 minutes (60′)
One minute = 60 seconds (60″)

Radian measure

The angle subtended at the centre of the circle by an arc equal to the length of the radius of the circle is called a radian, and it is denoted by 1^c

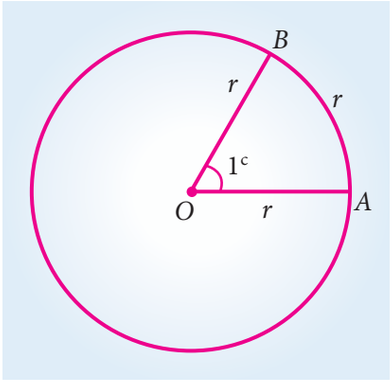

Fig. 4.2

NOTE

The number of radians in an angle subtended by an arc of a circle at the centre of a circle is

$$= \frac{length\ of\ the\ arc}{radius}$$

i.e., $\theta = \frac{s}{r}$, where θ is the angle subtended at the centre of a circle of radius r by an arc of length s.

04_11th_BM-STAT_Ch-4-EM.indd 77 13-12-2022 10:32:11

Relation between degrees and radians

We know that the circumference of a circle of radius 1unit is 2π. One complete revolution of the radius of unit circle subtends 2π radians. A circle subtends at the centre an angle whose degree measure is 360°.

2π radians $= 360^\circ$ $\quad \pi$ radians $= 180^\circ$

$$1\text{radian} = \frac{180^\circ}{\pi}$$

Example 4.1

Convert: (i) 160° into radians

(ii) $\frac{4\pi}{5}$ radians into degree

(iii) $\frac{1}{4}$ radians into degree

Solution

i) $160^\circ = 160 \times \frac{\pi}{180} radians = \frac{8}{9}\pi$

ii) $\frac{4\pi}{5} radians = \frac{4}{5}\pi \times \frac{180^\circ}{\pi} = 144^\circ$

iii) $\frac{1}{4} radian = \frac{1}{4}\frac{180}{\pi}$

$= \frac{1}{4} \times 180 \times \frac{7}{22} = 14^\circ 19' 5''$

4.1 Trigonometric Ratios

4.1.1 Quadrants:

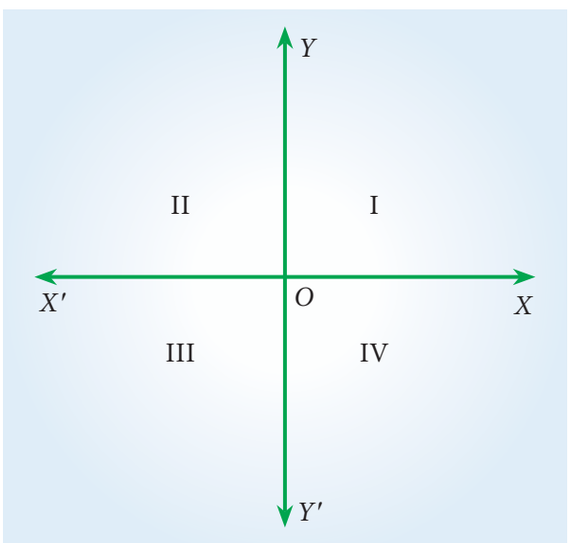

Fig. 4.3

Let $X'OX$ and $Y'OY$ be two lines at right angles to each other as in the figure. We call $X'OX$ and $Y'OY$ as X axis and Y axis respectively. Clearly these axes divided the entire plane into four equal parts called "Quadrants".

The parts XOY, YOX', $X'OY'$ and $Y'OX$ are known as the first, second, third and the fourth quadrant respectively.

Example 4.2

Find the quadrants in which the terminal sides of the following angles lie.

(i) -70° (ii) -320° (iii) 1325°

Solution (i)

(i) The terminal side of -70° lies in IV quadrant.

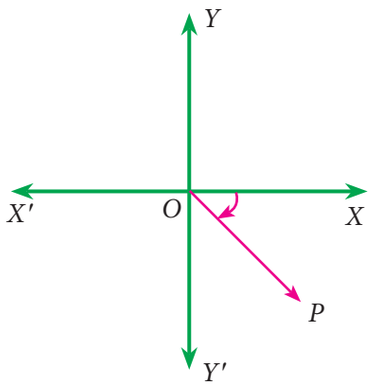

Fig. 4.4

(ii) The terminal side -320° of lies in I quadrant.

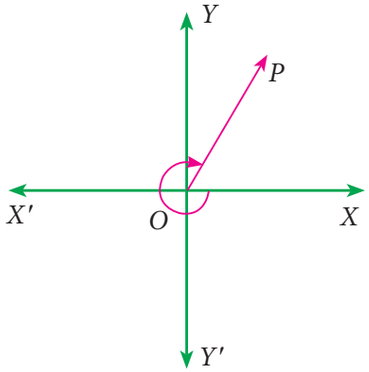

Fig. 4.5

04_11th_BM-STAT_Ch-4-EM.indd 78 13-12-2022 10:32:15

(iii) $1325^\circ = (3 \times 360) + 180^\circ + 65^\circ$ the terminal side lies in III quadrant.

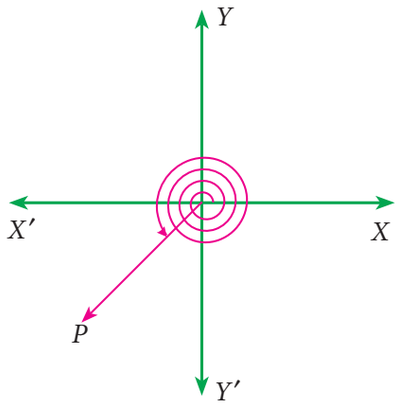

Fig. 4.6

4.1.2 Signs of the trigonometric ratios of an angle θ as it varies from 0° to 360°

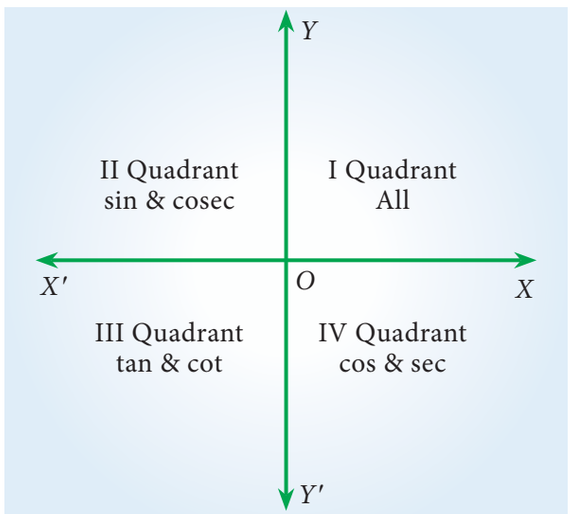

ASTC : All Sin Tan Cos

Fig. 4.7

In the first quadrant both x and y are positive. So all trigonometric ratios are positive. In the second quadrant $(90^\circ < \theta < 180^\circ)$ x is negative and y is positive. So trigonometric ratios sin θ and cosec θ are positive. In the third quadrant $(180^\circ < \theta < 270^\circ)$ both x and y are negative. So trigonometric ratios tan θ and cot θ are positive. In the fourth quadrant $(270^\circ < \theta < 360^\circ)$ x is positive and y is negative. So trigonometric ratios cos θ and sec θ are positive.

A function $f(x)$ is said to be odd function if $f(-x) = -f(x)$. $\sin\theta$, $\tan\theta$, $\cot\theta$ and $\operatorname{cosec}\theta$ are all odd function. A function $f(x)$ is said to be even function if $f(-x) = f(x)$. $\cos\theta$ and $\sec\theta$ are even function.

4.1.3 Trigonometric ratios of allied angles:

Two angles are said to be allied angles when their sum or difference is either zero or a multiple of 90°. The angles $-\theta$, $90^\circ \pm \theta$, $180^\circ \pm \theta$, $360^\circ \pm \theta$ etc .,are angles allied to the angle θ. Using trigonometric ratios of the allied angles we can find the trigonometric ratios of any angle.

Angle/ Function	$-\theta$	$90^\circ - \theta$ or $\frac{\pi}{2} - \theta$	$90^\circ + \theta$ or $\frac{\pi}{2} + \theta$	$180^\circ - \theta$ or $\pi - \theta$	$180^\circ + \theta$ or $\pi + \theta$	$270^\circ - \theta$ or $\frac{3\pi}{2} - \theta$	$270^\circ + \theta$ or $\frac{3\pi}{2} + \theta$	$360^\circ - \theta$ or $2\pi - \theta$	$360^\circ + \theta$ or $2\pi + \theta$
Sine	$-\sin\theta$	$\cos\theta$	$\cos\theta$	$\sin\theta$	$-\sin\theta$	$-\cos\theta$	$-\cos\theta$	$-\sin\theta$	$\sin\theta$
Cosine	$\cos\theta$	$\sin\theta$	$-\sin\theta$	$-\cos\theta$	$-\cos\theta$	$-\sin\theta$	$\sin\theta$	$\cos\theta$	$\cos\theta$
tangent	$-\tan\theta$	$\cot\theta$	$-\cot\theta$	$-\tan\theta$	$\tan\theta$	$\cot\theta$	$-\cot\theta$	$-\tan\theta$	$\tan\theta$
cotangent	$-\cot\theta$	$\tan\theta$	$-\tan\theta$	$-\cot\theta$	$\cot\theta$	$\tan\theta$	$-\tan\theta$	$-\cot\theta$	$\cot\theta$
secant	$\sec\theta$	$\operatorname{cosec}\theta$	$-\operatorname{cosec}\theta$	$-\sec\theta$	$-\sec\theta$	$-\operatorname{cosec}\theta$	$\operatorname{cosec}\theta$	$\sec\theta$	$\sec\theta$
cosecant	$-\operatorname{cosec}\theta$	$\sec\theta$	$\sec\theta$	$\operatorname{cosec}\theta$	$-\operatorname{cosec}\theta$	$-\sec\theta$	$-\sec\theta$	$-\operatorname{cosec}\theta$	$\operatorname{cosec}\theta$

Table : 4.1

04_11th_BM-STAT_Ch-4-EM.indd 79 13-12-2022 10:32:23

Example 4.3

Find the values of each of the following trigonometric ratios.

(i) $\sin 150^\circ$ (ii) $\cos(-210^\circ)$
(iii) $\operatorname{cosec} 390^\circ$ (iv) $\tan(-1215^\circ)$
(v) $\sec 1485^\circ$

Solution

(i) $\sin 150^\circ = \sin(1\times 90^\circ + 60^\circ)$

Since 150° lies in the second quadrant, we have

$$\sin 150^\circ = \sin(1\times 90^\circ + 60^\circ)$$
$$= \cos 60^\circ = \frac{1}{2}$$

(ii) we have $\cos(-210^o) = \cos 210^o$

Since 210° lies in the third quadrant, we have

$$\cos 210^o = \cos(180^o + 30^o)$$
$$= -\cos 30^o = -\frac{\sqrt{3}}{2}$$

(iii) $\operatorname{cosec} 390^o = \operatorname{cosec}(360^o + 30^o)$
$= \operatorname{cosec} 30^o = 2$

(iv) $\tan(-1215^o) = -\tan(1215^o)$
$= -\tan(3\times 360^o + 135^o)$
$= -\tan 135^o$
$= -\tan(90^o + 45^o)$
$= -(-\cot 45^o) = 1$

(v) $\sec 1485^o = \sec(4 \times 360^o + 45^o)$
$= \sec 45^o = \sqrt{2}$

Example 4.4

Prove that

$\sin 600^o \cos 390^o + \cos 480^o \sin 150^o = -1$

Solution

$\sin 600^o = \sin(360^o+240^o) = \sin 240^o$

$= \sin(180^o + 60^o) = -\sin 60^o = -\frac{\sqrt{3}}{2}$

$\cos 390^o = \cos(360^o + 30^o)$
$= \cos 30^o = \frac{\sqrt{3}}{2}$

$\cos 480^o = \cos(360^o + 120)$
$= \cos 120^o$
$= \cos(180^o - 60^o) = -\cos 60^o$
$= -\frac{1}{2}$

$\sin 150^o = \sin(180^o - 30^o)$
$= \sin 30^o = \frac{1}{2}$

Now, $\sin 600^o \cos 390^o + \cos 480^o \sin 150^o$

$$= \left(-\frac{\sqrt{3}}{2}\right)\left(\frac{\sqrt{3}}{2}\right) + \left(-\frac{1}{2}\right)\left(\frac{1}{2}\right)$$

$$= -\frac{3}{4} - \frac{1}{4} = \frac{-3-1}{4} = -1$$

Example 4.5

Prove that

$$\frac{\sin(-\theta)\tan(90^\circ-\theta)\sec(180^\circ-\theta)}{\sin(180+\theta)\cot(360-\theta)\operatorname{cosec}(90^\circ-\theta)} = 1$$

Solution

L.H.S

$$= \frac{\sin(-\theta)\tan(90^\circ-\theta)\sec(180^\circ-\theta)}{\sin(180+\theta)\cot(360-\theta)\operatorname{cosec}(90^\circ-\theta)}$$

$$= \frac{(-\sin\theta)\cot\theta(-\sec\theta)}{(-\sin\theta)(-\cot\theta)\sec\theta} = 1$$

Exercise 4.1

1. Convert the following degree measure into radian measure

   (i) 60° (ii) 150°
   (iii) 240° (iv) -320°

2. Find the degree measure corresponding to the following radian measure.

   (i) $\frac{\pi}{8}$ (ii) $\frac{9\pi}{5}$
   (iii) -3 (iv) $\frac{11\pi}{18}$

04_11th_BM-STAT_Ch-4-EM.indd 80 13-12-2022 10:32:26

3. Determine the quadrants in which the following degree lie.

(i) 380° (ii) –140° (iii) 1195°

4. Find the values of each of the following trigonometric ratios.

(i) sin300° (ii) cos(–210°)

(iii) sec390° (iv) tan(–855°)

(v) cosec1125°

5. Prove that:

(i) $\tan(-225^\circ)\cot(-405^\circ) - \tan(-765^\circ)\cot(675^\circ) = 0$

(ii) $2\sin^2\frac{\pi}{6} + \operatorname{cosec}^2\frac{7\pi}{6}\cos^2\frac{\pi}{3} = \frac{3}{2}$

(iii) $\sec\left(\frac{3\pi}{2}-\theta\right)\sec\left(\theta-\frac{5\pi}{2}\right)\cdot + \tan\left(\frac{5\pi}{2}+\theta\right)\tan\left(\theta-\frac{5\pi}{2}\right) = -1$

6. If A, B, C, D are angles of a cyclic quadrilateral, prove that :

$\cos A + \cos B + \cos C + \cos D = 0$

7. Prove that:

(i) $\frac{\sin(180^\circ-\theta)\cos(90^\circ+\theta)\tan(270-\theta)\cot(360-\theta)}{\sin(360-\theta)\cos(360+\theta)\sin(270-\theta)\operatorname{cosec}(-\theta)} = -1$

(ii) $\sin\theta\cdot\cos\theta\left\{\sin\left(\frac{\pi}{2}-\theta\right)\cdot\operatorname{cosec}\theta + \cos\left(\frac{\pi}{2}-\theta\right)\cdot\sec\theta\right\} = 1$

8. Prove that : cos510° cos330° + sin390° cos120° = –1

9. Prove that:

(i) $\tan(\pi+x)\cot(x-\pi) - \cos(2\pi-x)\cos(2\pi+x) = \sin^2 x$

(ii) $\frac{\sin(180^\circ+A)\cos(90^\circ-A)\tan(270^\circ-A)}{\sec(540^\circ-A)\cos(360^\circ+A)\operatorname{cosec}(270^\circ+A)} = -\sin A\cos^2 A$

10. If $\sin\theta = \frac{3}{5}$, $\tan\varphi = \frac{1}{2}$ and $\frac{\pi}{2} < \theta < \pi < \varphi < \frac{3\pi}{2}$, then find the value of $8\tan\theta - \sqrt{5}\sec\varphi$

4.2 Trigonometric Ratios of Compound Angles

4.2.1 Compound angles

When we add or subtract angles, the result is called a compound angle. i.e., the algebraic sum of two or more angles are called compound angles

For example, If A, B, C are three angles then $A \pm B$, $A + B + C$, $A - B + C$ etc., are compound angles.

4.2.2 Sum and difference formulae of sine, cosine and tangent

(i) $\sin(A+B) = \sin A\cos B + \cos A\sin B$

(ii) $\sin(A-B) = \sin A\cos B - \cos A\sin B$

(iii) $\cos(A+B) = \cos A\cos B - \sin A\sin B$

(iv) $\cos(A-B) = \cos A\cos B + \sin A\sin B$

(v) $\tan(A+B) = \frac{\tan A + \tan B}{1 - \tan A\tan B}$

(vi) $\tan(A-B) = \frac{\tan A - \tan B}{1 + \tan A\tan B}$

Example 4.6

If $\cos A = \frac{4}{5}$ and $\cos B = \frac{12}{13}$, $\frac{3\pi}{2} < (A, B) < 2\pi$, find the value of

(i) sin(A–B)

(ii) cos(A+B).

Solution

Since $\frac{3\pi}{2} < (A, B) < 2\pi$, both A and B lie in the fourth quadrant,

$\therefore \sin A$ and $\sin B$ are negative.

Given $\cos A = \frac{4}{5}$ and $\cos B = \frac{12}{13}$,

Therefore,

$\sin A = -\sqrt{1-\cos^2 A}$

$= -\sqrt{1-\frac{16}{25}}$

04_11th_BM-STAT_Ch-4-EM.indd 81 13-12-2022 10:32:30

$$= -\sqrt{\frac{25-16}{25}}$$

$$= -\frac{3}{5}$$

$$\text{Sin B} = -\sqrt{1-\cos^2 B}$$

$$= -\sqrt{1-\frac{144}{169}}$$

$$= -\sqrt{\frac{169-144}{169}}$$

$$= -\frac{5}{13}$$

(i) $\cos(A+B) = \cos A \cos B - \sin A \sin B$

$$= \frac{4}{5}\times\frac{12}{13} - \left(\frac{-3}{5}\right)\times\left(\frac{-5}{13}\right)$$

$$= \frac{48}{65} - \frac{15}{65} = \frac{33}{65}$$

(ii) $\sin(A-B) = \sin A \cos B - \cos A \sin B$

$$= \left(\frac{-3}{5}\right)\left(\frac{12}{13}\right) - \left(\frac{4}{5}\right)\left(\frac{-5}{13}\right)$$

$$= \frac{-36}{65} + \frac{20}{65} = \frac{-16}{65}$$

Example 4.7

Find the values of each of the following trigonometric ratios.

(i) $\sin 15^\circ$ (ii) $\cos(-105^\circ)$
(iii) $\tan 75^\circ$ (iv) $-\sec 165^\circ$

Solution

(i) $\sin 15^\circ = \sin(45^\circ - 30^\circ)$

$$= \sin 45^\circ \cos 30^\circ - \cos 45^\circ \sin 30^\circ$$

$$= \frac{1}{\sqrt{2}}\times\frac{\sqrt{3}}{2} - \frac{1}{\sqrt{2}}\times\frac{1}{2} = \frac{\sqrt{3}-1}{2\sqrt{2}}$$

(ii) $\cos(-105^\circ)$

$= \cos 105^\circ$

$= \cos(60^\circ + 45^\circ)$

$= \cos 60^\circ \cos 45^\circ - \sin 60^\circ \sin 45^\circ$

$$= \frac{1}{2}\times\frac{1}{\sqrt{2}} - \frac{\sqrt{3}}{2}\times\frac{1}{\sqrt{2}} = \frac{1-\sqrt{3}}{2\sqrt{2}}$$

(iii) $\tan 75^\circ$

$= \tan(45^\circ + 30^\circ)$

$$= \frac{\tan 45^\circ + \tan 30^\circ}{1 - \tan 45^\circ \tan 30^\circ}$$

$$= \frac{1+\frac{1}{\sqrt{3}}}{1-\frac{1}{\sqrt{3}}} = \frac{\sqrt{3}+1}{\sqrt{3}-1} = 2+\sqrt{3}$$

(iv) $\cos 165^\circ = \cos(180^\circ - 15^\circ)$

$= -\cos 15^\circ$

$= -\cos(60^\circ - 45^\circ)$

$= -(\cos 60^\circ \cos 45^\circ + \sin 60^\circ \sin 45^\circ)$

$$= -\left(\frac{1}{2}\times\frac{1}{\sqrt{2}} + \frac{\sqrt{3}}{2}\times\frac{1}{\sqrt{2}}\right)$$

$$= -\left(\frac{1+\sqrt{3}}{2\sqrt{2}}\right)$$

$$\therefore -\sec 165^\circ = \frac{2\sqrt{2}}{1+\sqrt{3}}$$

$$= \frac{2\sqrt{2}}{1+\sqrt{3}}\times\frac{1-\sqrt{3}}{1-\sqrt{3}}$$

$$= \sqrt{2}(\sqrt{3}-1)$$

Example 4.8

If $\tan A = m \tan B$, prove that $\frac{\sin(A+B)}{\sin(A-B)} = \frac{m+1}{m-1}$



Componendo and dividendo rule:

If $\frac{a}{b} = \frac{c}{d}$, then $\frac{a+b}{a-b} = \frac{c+d}{c-d}$

Solution

Given $\tan A = m \tan B$

$$\frac{\sin A}{\cos A} = m\frac{\sin B}{\cos B}$$

$$\frac{\sin A \cos B}{\cos A \sin B} = m$$

04_11th_BM-STAT_Ch-4-EM.indd 82 13-12-2022 10:32:34

Applying componendo and dividendo rule, we get

$$\frac{\sin A\cos B+\cos A\sin B}{\sin A\cos B-\cos A\sin B}=\frac{m+1}{m-1}$$

$$\frac{\sin(A+B)}{\sin(A-B)}=\frac{m+1}{m-1},$$

which completes the proof.

4.2.3 Trigonometric ratios of multiple angles

Identities involving sin2A, cos2A, tan2A, sin3A etc., are called multiple angle identities.

(i) $\sin 2A=\sin(A+A)=\sin A\cos A+\cos A\sin A=2\sin A\cos A.$

(ii) $\cos 2A=\cos(A+A)=\cos A\cos A-\sin A\sin A=\cos^2 A-\sin^2 A$

(iii) $\sin 3A=\sin(2A+A)$

$=\sin 2A\cos A+\cos 2A\sin A$

$=(2\sin A\cos A)\cos A+(1-2\sin^2 A)\sin A$

$=2\sin A\cos^2 A+\sin A-2\sin^3 A$

$=2\sin A(1-\sin^2 A)+\sin A-2\sin^3 A$

$=3\sin A-4\sin^3 A$

Thus we have the following multiple angles formulae

1. (i) $\sin 2A=2\sin A\cos A$

   (ii) $\sin 2A=\dfrac{2\tan A}{1+\tan^2 A}$

2. (i) $\cos 2A=\cos^2 A-\sin^2 A$

   (ii) $\cos 2A=2\cos^2 A-1$

   (iii) $\cos 2A=1-2\sin^2 A$

   (iv) $\cos 2A=\dfrac{1-\tan^2 A}{1+\tan^2 A}$

3. $\tan 2A=\dfrac{2\tan A}{1-\tan^2 A}$

4. $\sin 3A=3\sin A-4\sin^3 A$

5. $\cos 3A=4\cos^3 A-3\cos A$

6. $\tan 3A=\dfrac{3\tan A-\tan^3 A}{1-3\tan^2 A}$

NOTE

(i) $\cos^2 A=\frac{1}{2}(1+\cos 2A)$ (or)

$\cos A=\pm\sqrt{\dfrac{1+\cos 2A}{2}}$

(ii) $\sin^2 A=\frac{1}{2}(1-\cos 2A)$ (or)

$\sin A=\pm\sqrt{\dfrac{1-\cos 2A}{2}}$

Example 4.9

Show that $\dfrac{\sin 2\theta}{1+\cos 2\theta}=\tan\theta$

Solution

$$\frac{\sin 2\theta}{1+\cos 2\theta}=\frac{2\sin\theta\cos\theta}{2\cos^2\theta}=\frac{\sin\theta}{\cos\theta}=\tan\theta$$

Example 4.10

Using multiple angle identity, find tan60°

Solution

$$\tan 2A=\frac{2\tan A}{1-\tan^2 A}$$

Put A = 30° in the above identity, we get

$$\tan 60^\circ=\frac{2\tan 30^\circ}{1-\tan^2 30^\circ}$$

$$=\frac{2\frac{1}{\sqrt{3}}}{1-\frac{1}{3}}=\frac{\frac{2}{\sqrt{3}}}{\frac{2}{3}}=\frac{2}{\sqrt{3}}\times\frac{3}{2}=\sqrt{3}$$

Example 4.11

If $\tan A=\frac{1}{7}$ and $\tan B=\frac{1}{3}$, show that cos2A = sin4B

Solution

$$\cos 2A=\frac{1-\tan^2 A}{1+\tan^2 A}=\frac{1-\frac{1}{49}}{1+\frac{1}{49}}=\frac{48}{49}\times\frac{49}{50}$$

$$=\frac{24}{25} \qquad \ldots (1)$$

04_11th_BM-STAT_Ch-4-EM.indd 83 13-12-2022 10:32:38

Now, $\sin 4B = 2\sin 2B \cos 2B$

$$= 2\frac{2\tan B}{1+\tan^2 B} \times \frac{1-\tan^2 B}{1+\tan^2 B}$$

$$= \frac{4\times\frac{1}{3}}{1+\frac{1}{9}} \times \frac{1-\frac{1}{9}}{1+\frac{1}{9}} = \frac{24}{25} \qquad \ldots (2)$$

From(1) and (2) we get, $\cos 2A = \sin 4B$.

Example 4.12

If $\tan A = \frac{1-\cos B}{\sin B}$ then prove that $\tan 2A = \tan B$

Solution

Consider $\frac{1-\cos B}{\sin B} = \frac{2\sin^2 \frac{B}{2}}{2\sin\frac{B}{2}\cos\frac{B}{2}}$

$$= \frac{\sin\frac{B}{2}}{\cos\frac{B}{2}} = \tan\frac{B}{2}$$

$$\tan A = \frac{1-\cos B}{\sin B}$$

$$\tan A = \tan\frac{B}{2}$$

$$A = \frac{B}{2}$$

$$2A = B$$

$$\therefore \tan 2A = \tan B$$

Example 4.13

If $\tan\alpha = \frac{1}{3}$ and $\tan\beta = \frac{1}{7}$ then prove that $(2\alpha+\beta) = \frac{\pi}{4}$.

Solution

$$\tan(2\alpha+\beta) = \frac{\tan 2\alpha + \tan\beta}{1-\tan 2\alpha \cdot \tan\beta}$$

$$\tan 2\alpha = \frac{2\tan\alpha}{1-\tan^2\alpha} = \frac{2\times\frac{1}{3}}{1-\frac{1}{9}} = \frac{3}{4}$$

$$\tan(2\alpha+\beta) = \frac{\frac{3}{4}+\frac{1}{7}}{1-\frac{3}{4}\times\frac{1}{7}} = \frac{\frac{25}{28}}{\frac{25}{28}}$$

$$= 1 = \tan\frac{\pi}{4}$$

$$2\alpha+\beta = \frac{\pi}{4}$$

Exercise 4.2

1. Find the values of the following:
   (i) cosec15° (ii) sin(–105°) (iii) cot75°
2. Find the values of the following
   (i) sin76° cos16° + cos76° sin16°
   (ii) $\sin\frac{\pi}{4}\cos\frac{\pi}{12} + \cos\frac{\pi}{4}\sin\frac{\pi}{12}$
   (iii) cos70° cos10° – sin70° sin10°
   (iv) $\cos^2 15° - \sin^2 15°$
3. If $\sin A = \frac{3}{5}, 0 < A < \frac{\pi}{2}$ and $\cos B = \frac{-12}{13}$, $\pi < B < \frac{3\pi}{2}$ find the values of the following:
   (i) cos(A+B) (ii) sin(A–B)
   (iii) tan(A–B)
4. If $\cos A = \frac{13}{14}$ and $\cos B = \frac{1}{7}$ where A, B are acute angles prove that $A-B = \frac{\pi}{3}$
5. Prove that $2\tan 80° = \tan 85° - \tan 5°$
6. If $\cot\alpha = \frac{1}{2}$, $\sec\beta = \frac{-5}{3}$, where $\pi < \alpha < \frac{3\pi}{2}$ and $\frac{\pi}{2} < \beta < \pi$, find the value of $\tan(\alpha+\beta)$. State the quadrant in which $\alpha+\beta$ terminates.
7. If $A+B = 45°$, prove that $(1+\tan A)(1+\tan B) = 2$ and hence deduce the value of $\tan 22\frac{1}{2}°$
8. Prove that
   (i) $\sin(A+60°) + \sin(A-60°) = \sin A$
   (ii) $\tan 4A \tan 3A \tan A + \tan 3A + \tan A - \tan 4A = 0$
9. (i) If $\tan\theta = 3$ find $\tan 3\theta$
   (ii) If $\sin A = \frac{12}{13}$, find $\sin 3A$
10. If $\sin A = \frac{3}{5}$, find the values of $\cos 3A$ and $\tan 3A$
11. Prove that $\frac{\sin(B-C)}{\cos B\cos C} + \frac{\sin(C-A)}{\cos C\cos A} + \frac{\sin(A-B)}{\cos A\cos B} = 0$.

04_11th_BM-STAT_Ch-4-EM.indd 84 13-12-2022 10:32:43

12. If $\tan A - \tan B = x$ and $\cot B - \cot A = y$ prove that $\cot(A-B) = \frac{1}{x} + \frac{1}{y}$.

13. If $\sin\alpha + \sin\beta = a$ and $\cos\alpha + \cos\beta = b$, then prove that $\cos(\alpha-\beta) = \frac{a^2+b^2-2}{2}$.

14. Find the value of $\tan\frac{\pi}{8}$.

15. If $\tan\alpha = \frac{1}{7}$, $\sin\beta = \frac{1}{\sqrt{10}}$ Prove that $\alpha + 2\beta = \frac{\pi}{4}$ where $0 < \alpha < \frac{\pi}{2}$ and $0 < \beta < \frac{\pi}{2}$.

4.3 Transformation formulae

The two sets of transformation formulae are described below.

4.3.1 Transformation of the products into sum or difference

$$\sin A\cos B + \cos A\sin B = \sin(A+B) \quad (1)$$

$$\sin A\cos B - \cos A\sin B = \sin(A-B) \quad (2)$$

$$\cos A\cos B - \sin A\sin B = \cos(A+B) \quad (3)$$

$$\cos A\cos B + \sin A\sin B = \cos(A-B) \quad (4)$$

Adding (1) and (2), we get

$$2\sin A\cos B = \sin(A+B) + \sin(A-B)$$

Subtracting (1) from (2), we get

$$2\cos A\sin B = \sin(A+B) - \sin(A-B)$$

Adding (3) and (4), we get

$$2\cos A\cos B = \cos(A+B) + \cos(A-B)$$

Subtracting (3) from (4), we get

$$2\sin A\sin B = \cos(A-B) - \cos(A+B)$$

Thus, we have the following formulae;

$$2\sin A\cos B = \sin(A+B) + \sin(A-B)$$

$$2\cos A\sin B = \sin(A+B) - \sin(A-B)$$

$$2\cos A\cos B = \cos(A+B) + \cos(A-B)$$

$$2\sin A\sin B = \cos(A-B) - \cos(A+B)$$

Also

$$\sin^2 A - \sin^2 B = \sin(A+B)\sin(A-B)$$

$$\cos^2 A - \sin^2 B = \cos(A+B)\cos(A-B)$$

4.3.2 Transformation of sum or difference into product

$$\sin C + \sin D = 2\sin\left(\frac{C+D}{2}\right)\cos\left(\frac{C-D}{2}\right)$$

$$\sin C - \sin D = 2\cos\left(\frac{C+D}{2}\right)\sin\left(\frac{C-D}{2}\right)$$

$$\cos C + \cos D = 2\cos\left(\frac{C+D}{2}\right)\cos\left(\frac{C-D}{2}\right)$$

$$\cos C - \cos D = -2\sin\left(\frac{C+D}{2}\right)\sin\left(\frac{C-D}{2}\right)$$

Example 4.14

Express the following as sum or difference

(i) $2\sin 2\theta\cos\theta$ (ii) $2\cos 3\theta\cos\theta$

(iii) $2\sin 4\theta\sin 2\theta$ (iv) $\cos 7\theta\ \cos 5\theta$

(v) $\cos\frac{3A}{2}\cos\frac{5A}{2}$ (vi) $\cos 9\theta\sin 6\theta$

(vii) $2\cos 13A\sin 15A$

Solution

(i) $2\sin 2\theta\cos\theta = \sin(2\theta+\theta) + \sin(2\theta-\theta)$
$= \sin 3\theta + \sin\theta$

(ii) $2\cos 3\theta\cos\theta = \cos(3\theta+\theta) + \cos(3\theta-\theta)$
$= \cos 4\theta + \cos 2\theta$

(iii) $2\sin 4\theta\sin 2\theta = \cos(4\theta-2\theta) - \cos(4\theta+2\theta)$
$= \cos 2\theta - \cos 6\theta$

(iv) $\cos 7\theta\ \cos 5\theta = \frac{1}{2}[\cos(7\theta+5\theta) + \cos(7\theta-5\theta)]$
$= \frac{1}{2}[\cos 12\theta + \cos 2\theta]$

04_11th_BM-STAT_Ch-4-EM.indd 85 13-12-2022 10:32:52

(v) $\cos\frac{3A}{2}\cos\frac{5A}{2} = \frac{1}{2}\cos\left(\frac{3A}{2}+\frac{5A}{2}\right) + \cos\left(\frac{3A}{2}-\frac{5A}{2}\right)$

$= \frac{1}{2}\left[\cos\frac{8A}{2}+\cos\left(\frac{-2A}{2}\right)\right]$

$= \frac{1}{2}[\cos 4A + \cos(-A)]$

$= \frac{1}{2}[\cos 4A + \cos A]$

(vi) $\cos 9\theta \sin 6\theta = \frac{1}{2}[\sin(9\theta+6\theta) - \sin(9\theta-6\theta)]$

$= \frac{1}{2}[\sin(15\theta) - \sin 3\theta]$

(vii) $2\cos 13A \sin 15A = \sin(13A+15A) - \sin(13A-15A)$

$= \sin 28A + \sin 2A$

Example 4.15

Show that $\sin 20^\circ \sin 40^\circ \sin 80^\circ = \frac{\sqrt{3}}{8}$

Solution

LHS $= \sin 20^\circ \sin 40^\circ \sin 80^\circ$

$= \sin 20^\circ \sin(60^\circ - 20^\circ)\sin(60^\circ + 20^\circ)$

$= \sin 20^\circ[\sin^2 60^\circ - \sin^2 20^\circ]$

$= \sin 20^\circ\left[\frac{3}{4} - \sin^2 20^\circ\right]$

$= \sin 20^\circ\left[\frac{3 - 4\sin^2 20^\circ}{4}\right]$

$= \frac{3\sin 20^\circ - 4\sin^3 20^\circ}{4} = \frac{\sin 3(20^\circ)}{4}$

$= \frac{\sin 60^\circ}{4} = \frac{\sqrt{3}/2}{4} = \frac{\sqrt{3}}{8}$.

Example 4.16

Show that $\sin 20^\circ \sin 40^\circ \sin 60^\circ \sin 80^\circ = \frac{3}{16}$

Solution

L.H.S $= \sin 20^\circ \sin 40^\circ \sin 60^\circ \sin 80^\circ$

$= \sin 60^\circ \sin 20^\circ \sin(60^\circ - 20^\circ)\sin(60^\circ + 20^\circ)$

$= \frac{\sqrt{3}}{2}\sin 20^\circ(\sin^2 60^\circ - \sin^2 20^\circ)$

$= \frac{\sqrt{3}}{2}\sin 20^\circ\left(\frac{3}{4} - \sin^2 20^\circ\right)$

$= \left(\frac{\sqrt{3}}{2}\right)\left(\frac{1}{4}\right)(3\sin 20^\circ - 4\sin^3 20^\circ)$

$= \left(\frac{\sqrt{3}}{2}\right)\left(\frac{1}{4}\right)\sin 60^\circ = \left(\frac{\sqrt{3}}{2}\right)\left(\frac{1}{4}\right)\left(\frac{\sqrt{3}}{2}\right) = \frac{3}{16}$

= R.H.S.

Example 4.17

Prove that $\cos^2 A + \cos^2(A+120^\circ) + \cos^2(A-120^\circ) = \frac{3}{2}$

Solution

$\cos^2 A + \cos^2(A+120^\circ) + \cos^2(A-120^\circ)$

$= \cos^2 A + \cos^2(A+120^\circ) + (1 - \sin^2(A-120^\circ))$

(Since $\cos^2 A = 1 - \sin^2 A$)

$= \cos^2 A + 1 + \cos^2(A+120^\circ) - \sin^2(A-120^\circ)$

$= \cos^2 A + 1 + \cos[(A+120^\circ) + (A-120^\circ)]\cos[(A+120^\circ) - (A-120^\circ)]$

(Since $\cos^2 A - \sin^2 B = \cos(A+B)\cos(A-B)$)

$= \cos^2 A + 1 + \cos 2A \cos 240^\circ$

$= \cos^2 A + 1 + (2\cos^2 A - 1)\cos(180^\circ + 60^\circ)$

(since $2\cos^2 A = 1 + \cos 2A$)

$= \cos^2 A + 1 + (2\cos^2 A - 1)(-\cos 60^\circ)$

$= \cos^2 A + 1 + (2\cos^2 A - 1)\left(-\frac{1}{2}\right)$

$= \cos^2 A + 1 - \cos^2 A + \frac{1}{2} = \frac{3}{2}$

Example 4.18

Convert the following into the product of trigonometric functions.

(i) $\sin 9A + \sin 7A$ (ii) $\sin 7\theta - \sin 4\theta$

(iii) $\cos 8A + \cos 12A$ (iv) $\cos 4\alpha - \cos 8\alpha$

04_11th_BM-STAT_Ch-4-EM.indd 86 13-12-2022 10:32:59

(v) $\cos 20^\circ - \cos 30^\circ$ (vi) $\cos 75^\circ + \cos 45^\circ$

(vii) $\cos 55^\circ + \sin 55^\circ$

Solution

(i) $\sin 9A + \sin 7A = 2\sin\left(\frac{9A+7A}{2}\right)\cos\left(\frac{9A-7A}{2}\right)$

$= 2\sin\left(\frac{16A}{2}\right)\cos\left(\frac{2A}{2}\right)$

$= 2\sin 8A \cos A$

(ii) $\sin 7\theta - \sin 4\theta = 2\cos\left(\frac{7\theta+4\theta}{2}\right)\sin\left(\frac{7\theta-4\theta}{2}\right)$

$= 2\cos\left(\frac{11\theta}{2}\right)\sin\left(\frac{3\theta}{2}\right)$

(iii) $\cos 8A + \cos 12A$

$= 2\cos\left(\frac{8A+12A}{2}\right)\cos\left(\frac{8A-12A}{2}\right)$

$= 2\cos\left(\frac{20A}{2}\right)\cos\left(\frac{-4A}{2}\right)$

$= 2\cos 10A \cos(-2A)$

$= 2\cos 10A \cos 2A$

(iv) $\cos 4\alpha - \cos 8\alpha$

$= -2\sin\left(\frac{4\alpha+8\alpha}{2}\right)\sin\left(\frac{4\alpha-8\alpha}{2}\right)$

$= 2\sin\left(\frac{12\alpha}{2}\right)\sin\left(\frac{4\alpha}{2}\right)$

$= 2\sin 6\alpha \sin 2\alpha$

(v) $\cos 20^\circ - \cos 30^\circ$

$= -2\sin\left(\frac{20^\circ+30^\circ}{2}\right)\sin\left(\frac{20^\circ-30^\circ}{2}\right)$

$= 2\sin\left(\frac{50^\circ}{2}\right)\sin\left(\frac{10^\circ}{2}\right)$

$= 2\sin 25^\circ \sin 5^\circ$

(vi) $\cos 75^\circ + \cos 45^\circ$

$= 2\cos\left(\frac{75^\circ+45^\circ}{2}\right)\cos\left(\frac{75^\circ-45^\circ}{2}\right)$

$= 2\cos\left(\frac{120^\circ}{2}\right)\cos\left(\frac{30^\circ}{2}\right)$

$= 2\cos 60^\circ \cos 15^\circ$

$= 2\times\frac{1}{2}\cos 15^\circ = \cos 15^\circ$

(vii) $\cos 55^\circ + \sin 55^\circ$

$= \cos 55^\circ + \cos(90^\circ - 55^\circ)$

$= \cos 55^\circ + \cos 35^\circ$

$= 2\cos\left(\frac{55^\circ+35^\circ}{2}\right)\cos\left(\frac{55^\circ-35^\circ}{2}\right)$

$= 2\cos 45^\circ \cos 10^\circ = 2\left(\frac{1}{\sqrt{2}}\right)\cdot\cos 10^\circ$

$= \sqrt{2}\cos 10^\circ$

Example 4.19

If three angles A, B and C are in arithmetic progression, Prove that

$$\cot B = \frac{\sin A - \sin C}{\cos C - \cos A}$$

Solution

$$\frac{\sin A - \sin C}{\cos C - \cos A} = \frac{2\sin\left(\frac{A-C}{2}\right)\cos\left(\frac{A+C}{2}\right)}{2\sin\left(\frac{A+C}{2}\right)\sin\left(\frac{A-C}{2}\right)}$$

$$= \frac{\cos\left(\frac{A+C}{2}\right)}{\sin\left(\frac{A+C}{2}\right)} = \cot\left(\frac{A+C}{2}\right) = \cot B$$

(since A, B, C are in $A.P.$, $B = \frac{A+C}{2}$)

Example 4.20

Prove that $\frac{\sin 5x - 2\sin 3x + \sin x}{\cos 5x - \cos x} = \tan x$

Solution

$$\frac{\sin 5x - 2\sin 3x + \sin x}{\cos 5x - \cos x} = \frac{\sin 5x + \sin x - 2\sin 3x}{\cos 5x - \cos x}$$

$$= \frac{2\sin 3x \cos 2x - 2\sin 3x}{\cos 5x - \cos x}$$

$$= \frac{2\sin 3x(\cos 2x - 1)}{-2\sin 3x \sin 2x} = \frac{1 - \cos 2x}{\sin 2x}$$

$$= \frac{2\sin^2 x}{2\sin x \cos x} = \tan x$$

04_11th_BM-STAT_Ch-4-EM.indd 87 13-12-2022 10:33:06

Example 4.21

Find $\sin 105^\circ + \cos 105^\circ$

Solution

$\sin 105^\circ + \cos 105^\circ$

$= \sin(90^\circ + 15^\circ) + \cos 105^\circ$

$= \cos 15^\circ + \cos 105^\circ$

$= \cos 105^\circ + \cos 15^\circ$

$= 2\cos\left(\frac{105^\circ + 15^\circ}{2}\right)\cos\left(\frac{105^\circ - 15^\circ}{2}\right)$

$= 2\cos\left(\frac{120^\circ}{2}\right)\cos\left(\frac{90^\circ}{2}\right)$

$= 2\cos 60^\circ \cos 45^\circ = \frac{1}{\sqrt{2}}$

Example 4.22

Prove that

$(\cos\alpha + \cos\beta)^2 + (\sin\alpha + \sin\beta)^2 = 4\cos^2\left(\frac{\alpha - \beta}{2}\right)$

Solution

$\cos\alpha + \cos\beta =$

$2\cos\left(\frac{\alpha + \beta}{2}\right) \cdot \cos\left(\frac{\alpha - \beta}{2}\right) \quad \ldots.(1)$

$\sin\alpha + \sin\beta =$

$2\sin\left(\frac{\alpha + \beta}{2}\right) \cdot \cos\left(\frac{\alpha - \beta}{2}\right) \quad \ldots.(2)$

Squaring and adding (1) and (2)

$(\cos\alpha + \cos\beta)^2 + (\sin\alpha + \sin\beta)^2$

$= 4\cos^2\left(\frac{\alpha + \beta}{2}\right)\cos^2\left(\frac{\alpha - \beta}{2}\right) +$

$4\sin^2\left(\frac{\alpha + \beta}{2}\right)\cos^2\left(\frac{\alpha - \beta}{2}\right)$

$= 4\cos^2\left(\frac{\alpha - \beta}{2}\right)\left[\cos^2\left(\frac{\alpha + \beta}{2}\right)\right.$

$\left. + \sin^2\left(\frac{\alpha + \beta}{2}\right)\right]$

$= 4\cos^2\left(\frac{\alpha - \beta}{2}\right)$

Exercise 4.3

1. Express each of the following as the sum or difference of sine or cosine:

   (i) $\sin\frac{A}{8}\sin\frac{3A}{8}$

   (ii) $\cos(60^\circ + A)\sin(120^\circ + A)$

   (iii) $\cos\frac{7A}{3}\sin\frac{5A}{3}$

   (iv) $\cos 7\theta \sin 3\theta$

2. Express each of the following as the product of sine and cosine

   (i) $\sin A + \sin 2A$

   (ii) $\cos 2A + \cos 4A$

   (iii) $\sin 6\theta - \sin 2\theta$

   (iv) $\cos 2\theta - \cos\theta$

3. Prove that

   (i) $\cos 20^\circ \cos 40^\circ \cos 80^\circ = \frac{1}{8}$

   (ii) $\tan 20^\circ \tan 40^\circ \tan 80^\circ = \sqrt{3}$

4. Prove that

   (i) $(\cos\alpha - \cos\beta)^2 + (\sin\alpha - \sin\beta)^2$

   $= 4\sin^2\left(\frac{\alpha - \beta}{2}\right)$

   (ii) $\sin A \sin(60^\circ + A)\sin(60^\circ - A)$

   $= \frac{1}{4}\sin 3A$

5. Prove that

   (i) $\sin(A - B)\sin C + \sin(B - C)$

   $\sin A + \sin(C - A)\sin B = 0$

   (ii) $2\cos\frac{\pi}{13}\cos\frac{9\pi}{13} + \cos\frac{3\pi}{13}$

   $+ \cos\frac{5\pi}{13} = 0$

04_11th_BM-STAT_Ch-4-EM.indd 88 13-12-2022 10:33:11

6. Prove that

(i) $\frac{\cos 2A - \cos 3A}{\sin 2A + \sin 3A} = \tan\frac{A}{2}$

(ii) $\frac{\cos 7A + \cos 5A}{\sin 7A - \sin 5A} = \cot A$

7. Prove that

$\cos 20^\circ \cos 40^\circ \cos 60^\circ \cos 80^\circ = \frac{1}{16}$

8. Evaluate

(i) $\cos 20^\circ + \cos 100^\circ + \cos 140^\circ$

(ii) $\sin 50^\circ - \sin 70^\circ + \sin 10^\circ$

9. If $\cos A + \cos B = \frac{1}{2}$ and $\sin A + \sin B = \frac{1}{4}$, prove that $\tan\left(\frac{A+B}{2}\right) = \frac{1}{2}$

10. If $\sin(y+z-x)$, $\sin(z+x-y)$, $\sin(x+y-z)$, are in A.P, then prove that $\tan x$, $\tan y$ and $\tan z$ are in A.P

11. If $\operatorname{cosec} A + \sec A = \operatorname{cosec} B + \sec B$ prove that $\cot\left(\frac{A+B}{2}\right) = \tan A \tan B$

4.4 Inverse Trigonometric Functions

4.4.1 Inverse Trigonometric Functions

The quantities such as $\sin^{-1}x$, $\cos^{-1}x$, $\tan^{-1}x$, etc., are known as inverse trigonometric functions.

i.e., if $\sin\theta = x$, then $\theta = \sin^{-1}x$. The domains and ranges (Principal value branches) of trigonometric functions are given below

Function	Domain x	Range y
$\sin^{-1}x$	$[-1, 1]$	$\left[\frac{-\pi}{2}, \frac{\pi}{2}\right]$
$\cos^{-1}x$	$[-1, 1]$	$[0, \pi]$
$\tan^{-1}x$	$R = (-\infty, \infty)$	$\left(\frac{-\pi}{2}, \frac{\pi}{2}\right)$
$\operatorname{cosec}^{-1}x$	$R-(-1, 1)$	$\left[\frac{-\pi}{2}, \frac{\pi}{2}\right], y \neq 0$
$\sec^{-1}x$	$R-(-1, 1)$	$[0, \pi], y \neq \frac{\pi}{2}$
$\cot^{-1}x$	R	$(0, \pi)$

4.4.2 Properties of Inverse Trigonometric Functions

Property (1)

(i) $\sin^{-1}(\sin x) = x$

(ii) $\cos^{-1}(\cos x) = x$

(iii) $\tan^{-1}(\tan x) = x$

(iv) $\cot^{-1}(\cot x) = x$

(v) $\sec^{-1}(\sec x) = x$

(vi) $\operatorname{cosec}^{-1}(\operatorname{cosec} x) = x$

Property (2)

(i) $\sin^{-1}\left(\frac{1}{x}\right) = \operatorname{cosec}^{-1}(x)$

(ii) $\cos^{-1}\left(\frac{1}{x}\right) = \sec^{-1}(x)$

(iii) $\tan^{-1}\left(\frac{1}{x}\right) = \cot^{-1}(x)$

(iv) $\operatorname{cosec}^{-1}\left(\frac{1}{x}\right) = \sin^{-1}(x)$

(v) $\sec^{-1}\left(\frac{1}{x}\right) = \cos^{-1}(x)$

(vi) $\cot^{-1}\left(\frac{1}{x}\right) = \tan^{-1}(x)$

Property (3)

(i) $\sin^{-1}(-x) = -\sin^{-1}(x)$

(ii) $\cos^{-1}(-x) = \pi - \cos^{-1}(x)$

(iii) $\tan^{-1}(-x) = -\tan^{-1}(x)$

(iv) $\cot^{-1}(-x) = -\cot^{-1}(x)$

(v) $\sec^{-1}(-x) = \pi - \sec^{-1}(x)$

(vi) $\operatorname{cosec}^{-1}(-x) = -\operatorname{cosec}^{-1}(x)$

04_11th_BM-STAT_Ch-4-EM.indd 89 13-12-2022 10:33:18

Property (4)

(i) $\sin^{-1}(x)+\cos^{-1}(x)=\frac{\pi}{2}$

(ii) $\tan^{-1}(x)+\cot^{-1}(x)=\frac{\pi}{2}$

(iii) $\sec^{-1}(x)+\operatorname{cosec}^{-1}(x)=\frac{\pi}{2}$

Property (5)

If $xy<1$, then

(i) $\tan^{-1}(x)+\tan^{-1}(y)=\tan^{-1}\left(\frac{x+y}{1-xy}\right)$

(ii) $\tan^{-1}(x)-\tan^{-1}(y)=\tan^{-1}\left(\frac{x-y}{1+xy}\right)$

Property (6)

$\sin^{-1}(x)+\sin^{-1}(y)$
$=\sin^{-1}\left(x\sqrt{1-y^2}+y\sqrt{1-x^2}\right)$

Example 4.23

Find the principal value of

(i) $\sin^{-1}(1/2)$ (ii) $\tan^{-1}(-\sqrt{3})$

Solution

(i) Let $\sin^{-1}(1/2)=$ y where $-\frac{\pi}{2}\le y\le\frac{\pi}{2}$

$\therefore \sin y=(1/2)=\sin\left(\frac{\pi}{6}\right)$

$y=\frac{\pi}{6}$

The principal value of $\sin^{-1}(1/2)$ is $\frac{\pi}{6}$

(ii) Let $\tan^{-1}(-\sqrt{3})=y$ where $-\frac{\pi}{2}\le y\le\frac{\pi}{2}$

$\therefore \tan y=-\sqrt{3}=\tan\left(-\frac{\pi}{3}\right)$

$y=-\frac{\pi}{3}$

The principal value of $\tan^{-1}(-\sqrt{3})$ is $-\frac{\pi}{3}$

Example 4.24

Evaluate the following

(i) $\cos\left(\sin^{-1}\frac{5}{13}\right)$ (ii) $\tan\left(\cos^{-1}\frac{8}{17}\right)$

Solution

(i) Let $\left(\sin^{-1}\frac{5}{13}\right)=\theta$ ... (1)

$\sin\theta=\frac{5}{13}$

$\cos\theta=\sqrt{1-\sin^2\theta}$

$=\sqrt{1-\frac{25}{169}}$

$=\frac{12}{13}$ ... (2)

From (1) and (2), we get

Now $\cos\left(\sin^{-1}\frac{5}{13}\right)=\cos\theta=\frac{12}{13}$

(ii) Let $\left(\cos^{-1}\frac{8}{17}\right)=\theta$

$\cos\theta=\frac{8}{17}$

$\sin\theta=\sqrt{1-\cos^2\theta}$

$=\sqrt{1-\frac{64}{289}}$

$=\frac{15}{17}$ ... (2)

From (1) and (2), we get

Now $\tan\left(\cos^{-1}\frac{8}{17}\right)=\tan\theta=\frac{\sin\theta}{\cos\theta}$

$=\frac{\frac{15}{17}}{\frac{8}{17}}=\frac{15}{8}$

Example 4.25

Prove that

(i) $\tan^{-1}\left(\frac{1}{7}\right)+\tan^{-1}\left(\frac{1}{13}\right)=\tan^{-1}\left(\frac{2}{9}\right)$

(ii) $\cos^{-1}\left(\frac{4}{5}\right)+\tan^{-1}\left(\frac{3}{5}\right)=\tan^{-1}\left(\frac{27}{11}\right)$

Solution

(i) $\tan^{-1}\left(\frac{1}{7}\right)+\tan^{-1}\left(\frac{1}{13}\right)$

$=\tan^{-1}\left[\frac{\frac{1}{7}+\frac{1}{13}}{1-\left(\frac{1}{7}\right)\left(\frac{1}{13}\right)}\right]$

$=\tan^{-1}\left(\frac{20}{90}\right)$

$=\tan^{-1}\left(\frac{2}{9}\right)$

04_11th_BM-STAT_Ch-4-EM.indd 90 13-12-2022 10:33:24

(ii) Let $\cos^{-1}\left(\frac{4}{5}\right)=\theta$. Then $\cos\theta=\frac{4}{5}$

$\Rightarrow \sin\theta=\frac{3}{5}$

$\therefore \tan\theta=\frac{3}{4} \Rightarrow \theta=\tan^{-1}\left(\frac{3}{4}\right)$

$\therefore \cos^{-1}\left(\frac{4}{5}\right)=\tan^{-1}\left(\frac{3}{4}\right)$

Now, $\cos^{-1}\left(\frac{4}{5}\right)+\tan^{-1}\left(\frac{3}{5}\right)$

$=\tan^{-1}\left(\frac{3}{4}\right)+\tan^{-1}\left(\frac{3}{5}\right)$

$=\tan^{-1}\left(\frac{\frac{3}{4}+\frac{3}{5}}{1-\frac{3}{4}\times\frac{3}{5}}\right)$

$=\tan^{-1}\left(\frac{27}{11}\right)$

Example 4.26

Find the value of $\tan\left[\frac{\pi}{4}-\tan^{-1}\left(\frac{1}{8}\right)\right]$

Solution

Let $\tan^{-1}\left(\frac{1}{8}\right)=\theta$

Then $\tan\theta=\frac{1}{8}$

$\therefore \tan\left[\frac{\pi}{4}-\tan^{-1}\left(\frac{1}{8}\right)\right]=\tan\left(\frac{\pi}{4}-\theta\right)$

$=\frac{\tan\frac{\pi}{4}-\tan\theta}{1+\tan\frac{\pi}{4}\tan\theta}$

$=\frac{1-\frac{1}{8}}{1+\frac{1}{8}}=\frac{7}{9}$

Example 4.27

Solve $\tan^{-1}\left(\frac{x-1}{x-2}\right)+\tan^{-1}\left(\frac{x+1}{x+2}\right)=\frac{\pi}{4}$

Solution

$\tan^{-1}\left(\frac{x-1}{x-2}\right)+\tan^{-1}\left(\frac{x+1}{x+2}\right)$

$=\tan^{-1}\left[\frac{\frac{x-1}{x-2}+\frac{x+1}{x+2}}{1-\left(\frac{x-1}{x-2}\right)\left(\frac{x+1}{x+2}\right)}\right]=\tan^{-1}\left(\frac{2x^2-4}{-3}\right)$

Given that

$\tan^{-1}\left(\frac{x-1}{x-2}\right)+\tan^{-1}\left(\frac{x+1}{x+2}\right)=\frac{\pi}{4}$

$\therefore \tan^{-1}\left(\frac{2x^2-4}{-3}\right)=\frac{\pi}{4}$

$\frac{2x^2-4}{-3}=\tan\frac{\pi}{4}=1$

$2x^2-4=-3$

$\Rightarrow 2x^2-1=0$

$\Rightarrow x=\pm\frac{1}{\sqrt{2}}$

Example 4.28

Simplify: $\sin^{-1}\left(\frac{1}{3}\right)+\sin^{-1}\left(\frac{2}{3}\right)$

Solution

We know that

$\sin^{-1}(x)+\sin^{-1}(y)=\sin^{-1}\left[x\sqrt{1-y^2}+y\sqrt{1-x^2}\right]$

$\therefore \sin^{-1}\left(\frac{1}{3}\right)+\sin^{-1}\left(\frac{2}{3}\right)=\sin^{-1}\left[\frac{1}{3}\sqrt{1-\frac{4}{9}}+\frac{2}{3}\sqrt{1-\frac{1}{9}}\right]$

$=\sin^{-1}\left[\frac{1}{3}\sqrt{\frac{5}{9}}+\frac{2}{3}\sqrt{\frac{8}{9}}\right]$

$=\sin^{-1}\left(\frac{\sqrt{5}+4\sqrt{2}}{9}\right)$

Example 4.29

Solve $\tan^{-1}(x+2)+\tan^{-1}(2-x)=\tan^{-1}\left(\frac{2}{3}\right)$

Solution

$\tan^{-1}\left[\frac{(x+2)+(2-x)}{1-(x+2)(2-x)}\right]=\tan^{-1}\left(\frac{2}{3}\right)$

$\Rightarrow \tan^{-1}\left(\frac{4}{1-(4-x^2)}\right)=\tan^{-1}\left(\frac{2}{3}\right)$

$\Rightarrow 2x^2-6=12$

$\Rightarrow x^2=9$

$\therefore x=\pm 3$

Example 4.30

If $\tan(x+y)=42$ and $x=\tan^{-1}(2)$, then find y

04_11th_BM-STAT_Ch-4-EM.indd 91 13-12-2022 10:33:30

Solution

$$\tan(x+y) = 42$$
$$x + y = \tan^{-1}(42)$$
$$\tan^{-1}(2)+y = \tan^{-1}(42)$$
$$y = \tan^{-1}(42) - \tan^{-1}(2)$$
$$= \tan^{-1}\left[\frac{42-2}{1+(42\times 2)}\right]$$
$$= \tan^{-1}\left(\frac{40}{85}\right)$$
$$y = \tan^{-1}\left[\frac{8}{17}\right]$$

Exercise 4.4

1. Find the pricipal value of the following

   (i) $\sin^{-1}\left(-\frac{1}{2}\right)$ (ii) $\tan^{-1}(-1)$

   (iii) $\text{cosec}^{-1}(2)$ (iv) $\sec^{-1}(-\sqrt{2})$

2. Prove that

   (i) $2\tan^{-1}(x) = \sin^{-1}\left(\frac{2x}{1+x^2}\right)$

   (ii) $\tan^{-1}\left(\frac{4}{3}\right) - \tan^{-1}\left(\frac{1}{7}\right) = \frac{\pi}{4}$

3. Show that

   $\tan^{-1}\left(\frac{1}{2}\right) + \tan^{-1}\left(\frac{2}{11}\right) = \tan^{-1}\left(\frac{3}{4}\right)$

4. Solve $\tan^{-1}2x + \tan^{-1}3x = \frac{\pi}{4}$

5. Solve

   $\tan^{-1}(x+1) + \tan^{-1}(x-1) = \tan^{-1}\left(\frac{4}{7}\right)$

6. Evaluate (i) $\cos\left[\tan^{-1}\left(\frac{3}{4}\right)\right]$

   (ii) $\sin\left[\frac{1}{2}\cos^{-1}\left(\frac{4}{5}\right)\right]$

7. Evaluate: $\cos\left(\sin^{-1}\left(\frac{4}{5}\right) + \sin^{-1}\left(\frac{12}{13}\right)\right)$

8. Prove that

   $\tan^{-1}\left(\frac{m}{n}\right) - \tan^{-1}\left(\frac{m-n}{m+n}\right) = \frac{\pi}{4}$

9. Show that

   $\sin^{-1}\left(-\frac{3}{5}\right) - \sin^{-1}\left(-\frac{8}{17}\right) = \cos^{-1}\frac{84}{85}$

10. Express

    $\tan^{-1}\left[\frac{\cos x}{1-\sin x}\right], -\frac{\pi}{2} < x < \frac{3\pi}{2}$, in the simplest form.

Exercise 4.5

Choose the correct answer

1. The degree measure of $\frac{\pi}{8}$ is

   (a) $20°60'$
   (b) $22°30'$
   (c) $22°60'$
   (d) $20°30'$

   S1XMA

2. The radian measure of $37°30'$ is

   (a) $\frac{5\pi}{24}$ (b) $\frac{3\pi}{24}$
   (c) $\frac{7\pi}{24}$ (d) $\frac{9\pi}{24}$

3. If $\tan\theta = \frac{1}{\sqrt{5}}$ and θ lies in the first quadrant then $\cos\theta$ is

   (a) $\frac{1}{\sqrt{6}}$ (b) $\frac{-1}{\sqrt{6}}$
   (c) $\frac{\sqrt{5}}{\sqrt{6}}$ (d) $\frac{-\sqrt{5}}{\sqrt{6}}$

4. The value of $\sin 15°$ is

   (a) $\frac{\sqrt{3}+1}{2\sqrt{2}}$ (b) $\frac{\sqrt{3}-1}{2\sqrt{2}}$
   (c) $\frac{\sqrt{3}}{\sqrt{2}}$ (d) $\frac{\sqrt{3}}{2\sqrt{2}}$

5. The value of $\sin(-420°)$ is

   (a) $\frac{\sqrt{3}}{2}$ (b) $-\frac{\sqrt{3}}{2}$
   (c) $\frac{1}{2}$ (d) $\frac{-1}{2}$

6. The value of $\cos(-480°)$ is

   (a) $\sqrt{3}$ (b) $-\frac{\sqrt{3}}{2}$
   (c) $\frac{1}{2}$ (d) $\frac{-1}{2}$

04_11th_BM-STAT_Ch-4-EM.indd 92 13-12-2022 10:33:36

7. The value of $\sin 28^\circ \cos 17^\circ + \cos 28^\circ \sin 17^\circ$ is

(a) $\frac{1}{\sqrt{2}}$ (b) 1

(c) $\frac{-1}{\sqrt{2}}$ (d) 0

8. The value of $\sin 15^\circ \cos 15^\circ$ is

(a) 1 (b) $\frac{1}{2}$

(c) $\frac{\sqrt{3}}{2}$ (d) $\frac{1}{4}$

9. The value of $\sec A \sin(270^\circ + A)$ is

(a) –1 (b) $\cos^2 A$

(c) $\sec^2 A$ (d) 1

10. If $\sin A + \cos A = 1$ then $\sin 2A$ is equal to

(a) 1 (b) 2

(c) 0 (d) $\frac{1}{2}$

11. The value of $\cos^2 45^\circ - \sin^2 45^\circ$ is

(a) $\frac{\sqrt{3}}{2}$ (b) $\frac{1}{2}$

(c) 0 (d) $\frac{1}{\sqrt{2}}$

12. The value of $1 - 2\sin^2 45^\circ$ is

(a) 1 (b) $\frac{1}{2}$

(c) $\frac{1}{4}$ (d) 0

13. The value of $4\cos^3 40^\circ - 3\cos 40^\circ$ is

(a) $\frac{\sqrt{3}}{2}$ (b) $-\frac{1}{2}$

(c) $\frac{1}{2}$ (d) $\frac{1}{\sqrt{2}}$

14. The value of $\frac{2\tan 30^\circ}{1+\tan^2 30^\circ}$ is

(a) $\frac{1}{2}$ (b) $\frac{1}{\sqrt{3}}$

(c) $\frac{\sqrt{3}}{2}$ (d) $\sqrt{3}$

15. If $\sin A = \frac{1}{2}$ then $4\cos^3 A - 3\cos A$ is

(a) 1 (b) 0

(c) $\frac{\sqrt{3}}{2}$ (d) $\frac{1}{\sqrt{2}}$

16. The value of $\frac{3\tan 10^\circ - \tan^3 10^\circ}{1 - 3\tan^2 10^\circ}$ is

(a) $\frac{1}{\sqrt{3}}$ (b) $\frac{1}{2}$

(c) $\frac{\sqrt{3}}{2}$ (d) $\frac{1}{\sqrt{2}}$

17. The value of $\operatorname{cosec}^{-1}\left(\frac{2}{\sqrt{3}}\right)$ is

(a) $\frac{\pi}{4}$ (b) $\frac{\pi}{2}$

(c) $\frac{\pi}{3}$ (d) $\frac{\pi}{6}$

18. $\sec^{-1}\frac{2}{3} + \operatorname{cosec}^{-1}\frac{2}{3} =$

(a) $\frac{-\pi}{2}$ (b) $\frac{\pi}{2}$

(c) π (d) $-\pi$

19. If α and β be between 0 and $\frac{\pi}{2}$ and if $\cos(\alpha+\beta) = \frac{12}{13}$ and $\sin(\alpha-\beta) = \frac{3}{5}$ then $\sin 2\alpha$ is

(a) $\frac{16}{15}$ (b) 0

(c) $\frac{56}{65}$ (d) $\frac{64}{65}$

20. If $\tan A = \frac{1}{2}$ and $\tan B = \frac{1}{3}$ then $\tan(2A + B)$ is equal to

(a) 1 (b) 2

(c) 3 (d) 4

21. $\tan\left(\frac{\pi}{4} - x\right)$ is

(a) $\left(\frac{1+\tan x}{1-\tan x}\right)$ (b) $\left(\frac{1-\tan x}{1+\tan x}\right)$

(c) $1 - \tan x$ (d) $1 + \tan x$

22. $\sin\left(\cos^{-1}\frac{3}{5}\right)$ is

(a) $\frac{3}{5}$ (b) $\frac{5}{3}$

(c) $\frac{4}{5}$ (d) $\frac{5}{4}$

23. The value of $\frac{1}{\operatorname{cosec}(-45^\circ)}$ is

(a) $\frac{-1}{\sqrt{2}}$ (b) $\frac{1}{\sqrt{2}}$

(c) $\sqrt{2}$ (d) $-\sqrt{2}$

04_11th_BM-STAT_Ch-4-EM.indd 93 13-12-2022 10:33:45

24. If $p \sec 50^\circ = \tan 50^\circ$ then p is

(a) $\cos 50^\circ$ (b) $\sin 50^\circ$

(c) $\tan 50^\circ$ (d) $\sec 50^\circ$

25. $\left(\frac{\cos x}{\operatorname{cosec} x}\right) - \sqrt{1-\sin^2 x}\sqrt{1-\cos^2 x}$ is

(a) $\cos^2 x - \sin^2 x$ (b) $\sin^2 x - \cos^2 x$

(c) 1 (d) 0

Miscellaneous Problems

1. Prove that $\frac{\cos 4x + \cos 3x + \cos 2x}{\sin 4x + \sin 3x + \sin 2x} = \cot 3x$

2. Prove that $\sqrt{3}\ \operatorname{cosec} 20^\circ - \sec 20^\circ = 4$

3. Prove that $\cot 4x(\sin 5x + \sin 3x) = \cot x(\sin 5x - \sin 3x)$.

4. If $\tan x = \frac{3}{4}$, $\pi < x < \frac{3\pi}{2}$ then find the value of $\sin\frac{x}{2}$ and $\cos\frac{x}{2}$

5. Prove that $2\sin^2\frac{3\pi}{4} + 2\cos^2\frac{\pi}{4} + 4\sec^2\frac{3\pi}{4} = 10$

6. Find the value of (i) $\sin 75^\circ$
(ii) $\tan 15^\circ$

7. If $\sin A = \frac{1}{3}, \sin B = \frac{1}{4}$ then find the value of $\sin(A+B)$, where A and B are acute angles.

8. Show that $\cos^{-1}\left(\frac{12}{13}\right) + \sin^{-1}\left(\frac{3}{5}\right) = \sin^{-1}\left(\frac{56}{65}\right)$

9. If $\cos(\alpha+\beta) = \frac{4}{5}$ and $\sin(\alpha-\beta) = \frac{5}{13}$ where $\alpha+\beta$ and $\alpha-\beta$ are acute, then find $\tan 2\alpha$

10. Express $\tan^{-1}\left(\frac{\cos x - \sin x}{\cos x + \sin x}\right), 0 < x < \pi$ in the simplest form.

Summary

- If in a circle of radius r, an arc of length l subtends an angle of θ radians, then $l = r\theta$
- $\sin^2 x + \cos^2 x = 1$
- $\tan^2 x + 1 = \sec^2 x$
- $\cot^2 x + 1 = \operatorname{cosec}^2 x$
- $\sin(\alpha+\beta) = \sin\alpha\cos\beta + \cos\alpha\sin\beta$
- $\sin(\alpha-\beta) = \sin\alpha\cos\beta - \cos\alpha\sin\beta$
- $\cos(\alpha+\beta) = \cos\alpha\cos\beta - \sin\alpha\sin\beta$
- $\cos(\alpha-\beta) = \cos\alpha\cdot\cos\beta + \sin\alpha\sin\beta$
- $\tan(\alpha+\beta) = \frac{\tan\alpha + \tan\beta}{1 - \tan\alpha\tan\beta}$
- $\tan(\alpha-\beta) = \frac{\tan\alpha - \tan\beta}{1 + \tan\alpha\tan\beta}$
- $\sin 2\alpha = 2\sin\alpha\cos\alpha$
- $\cos 2\alpha = \cos^2\alpha - \sin^2\alpha = 1 - 2\sin^2\alpha = 2\cos^2\alpha - 1$
- $\tan 2\alpha = \frac{2\tan\alpha}{1-\tan^2\alpha}$
- $\sin 3\alpha = 3\sin\alpha - 4\sin^3\alpha$
- $\cos 3\alpha = 4\cos^3\alpha - 3\cos\alpha$
- $\tan 3\alpha = \frac{3\tan\alpha - \tan^3\alpha}{1 - 3\tan^2\alpha}$
- $\sin x + \sin y = 2\sin\frac{x+y}{2}\cos\frac{x-y}{2}$
- $\sin x - \sin y = 2\cos\frac{x+y}{2}\sin\frac{x-y}{2}$
- $\cos x + \cos y = 2\cos\frac{x+y}{2}\cos\frac{x-y}{2}$
- $\cos x - \cos y = -2\sin\frac{x+y}{2}\sin\frac{x-y}{2}$
- $\sin x\cos y = \frac{1}{2}[\sin(x+y) + \sin(x-y)]$
- $\cos x\sin y = \frac{1}{2}[\sin(x+y) - \sin(x-y)]$
- $\cos x\cos y = \frac{1}{2}[\cos(x+y) + \cos(x-y)]$
- $\sin x\sin y = \frac{1}{2}[\cos(x-y) - \cos(x+y)]$

04_11th_BM-STAT_Ch-4-EM.indd 94 13-12-2022 10:33:53

GLOSSARY (கலைச்சொற்கள்)	
Allied angles	துணைக் கோணங்கள்
Angle	கோணம்
Componendo and dividendo.	கூட்டல் மற்றும் கழித்தல் விகித சமம்
Compound angle	கூட்டுக் கோணம்
Degree measure	பாகை அளவை
Inverse function	நேர்மாறு சார்பு
Length of the arc.	வில்லின் நீளம்
Multiple angle	மடங்கு கோணம்
Quadrants	கால் பகுதிகள்
Radian measure	ரேடியன் அளவு / ஆரையன் அளவு
Transformation formulae	உருமாற்று சூத்திரங்கள்
Trignometric identities	திரிகோணமிதி முற்றொருமைகள்
Trignometry Ratios	திரிகோணமிதி விகிதங்கள்

ICT Corner

Expected final outcomes

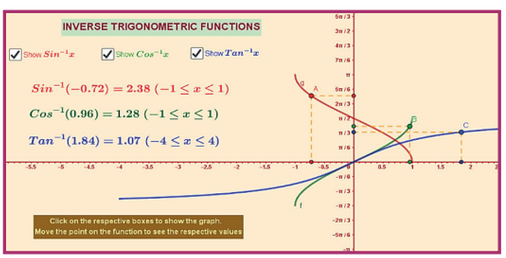

Step – 1

Open the Browser and type the URL given (or) Scan the QR Code.

GeoGebra Work book called "**11th BUSINESS MATHEMATICS and STATISTICS**" will appear.
In this several work sheets for Business Maths are given, Open the worksheet named "**Inverse Trigonometric Functions**"

Step - 2

Inverse Trigonometric Functions page will open. Click on the check boxes on the Left-hand side to see the respective Inverse trigonometric functions. You can move and observe the point on the curve to see the x-value and y-value along the axes. Sine and cosine inverse are up to the max limit. But Tangent inverse is having customised limit.

Browse in the link

11th Business Mathematics and Staistics: https://ggbm.at/qKj9gSTG
(or) scan the QR Code

04_11th_BM-STAT_Ch-4-EM.indd 95 13-12-2022 10:33:53

Chapter 5

DIFFERENTIAL CALCULUS

Learning Objectives

After studying this chapter, the students will be able to understand

SF4V9

- the concept of limit continuity
- formula of limit and definition of continuity
- basic concept of derivative
- how to find derivative of a function by first principle
- derivative of a function by certain direct formula and its respective application
- how to find higher order derivatives



Isaac Newton



G.W. Leibnitz

Introduction

Calculus is a Latin word which means that *Pebble or a small* stone used for calculation. The word calculation is also derived from the same Latin word. Calculus is primary mathematical tool for dealing with change. The concept of derivative is the basic tool in science of calculus. Calculus is essentially concerned with the rate of change of dependent variable with respect to an independent variable. Sir Issac Newton (1642 – 1727 CE) and the German mathematician G.W. Leibnitz (1646 – 1716 CE) invented and developed the subject independently and almost simultaneously.

In this chapter we will study about functions and their graphs, limits, derivatives and differentiation technique.

05_11th_BM-STAT_Ch-5-EM.indd 96 13-12-2022 10:24:53

5.1 Functions and their Graphs

Some basic concepts

5.1.1 Quantity

Anything which can be performed on basic mathematical operations like addition, subtraction, multiplication and division is called a quantity.

5.1.2 Constant

A quantity which retains the same value throughout a mathematical investigation is called a constant.

Basically constant quantities are of two types

(i) **Absolute constants** are those which do not change their values in any mathematical investigation. In other words, they are fixed for ever.

Examples: 3, $\sqrt{3}$, π, ...

(ii) **Arbitrary constants** are those which retain the same value throughout a problem, but we may assign different values to get different solutions. The arbitrary constants are usually denoted by the letters $a, b, c, \ldots$ **Example:** In an equation $y=mx+4$, m is called arbitrary constant.

5.1.3 Variable

A variable is a quantity which can assume different values in a particular problem. Variables are generally denoted by the letters $x, y, z, \ldots$

Example: In an equation of the straight line $\frac{x}{a} + \frac{y}{b} = 1$,

x and y are variables because they assumes the co-ordinates of a moving point in a straight line and thus changes its value from point to point. a and b are intercept values on the axes which are arbitrary.

There are two kinds of variables

(i) A variable is said to be an **independent variable** when it can have any arbitrary value.

(ii) A variable is said to be a **dependent variable** when its value depend on the value assumed by some other variable.

Example: In the equation
$y = 5x^2 - 2x + 3$,

"x" is the independent variable,

"y" is the dependent variable and

"3" is the constant.

5.1.4 Intervals

The real numbers can be represented geometrically as points on a number line called real line. The symbol R denotes either the real number system or the real line. A subset of the real line is an interval. It contains atleast two numbers and all the real numbers lying between them.

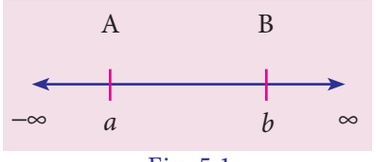

Fig. 5.1

(i) Open interval

The set $\{x : a < x < b\}$ is an open interval, denoted by (a, b).

In this interval, the boundary points a and b are not included.

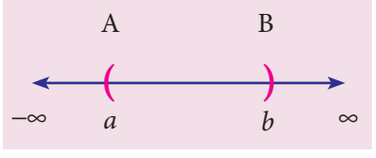

Fig. 5.2

05_11th_BM-STAT_Ch-5-EM.indd 97 13-12-2022 10:24:53

For example, in an open interval (4, 7), 4 and 7 are not elements of this interval.

But, 4.001 and 6.99 are elements of this interval.

(ii) Closed interval

The set $\{x : a \leq x \leq b\}$ is a closed interval and is denoted by $[a, b]$.

In the interval $[a, b]$, the boundary points a and b are included.

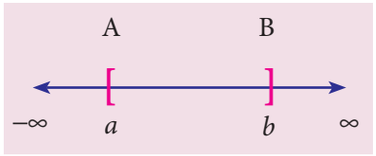

Fig. 5.3

For example, in an interval [4, 7], 4 and 7 are also elements of this interval.

Also we can make a mention about semi closed or semi open intervals.

$(a, b] = \{x : a < x \leq b\}$ is called left open interval and

$[a, b) = \{x : a \leq x < b\}$ is called right open interval.

In all the above cases, $b - a = h$ is called the length of the interval.

5.1.5 Neighbourhood of a point

Let 'a' be any real number. Let $\varepsilon > 0$ be arbitrarily small real number.

Then $(a - \varepsilon, a + \varepsilon)$ is called an ε - neighbourhood of the point 'a' and denoted by $N_{a, \varepsilon}$

For examples,

$$N_{5,\frac{1}{4}} = \left(5 - \frac{1}{4}, 5 + \frac{1}{4}\right) = \left\{x: \frac{19}{4} < x < \frac{21}{4}\right\}$$

$$N_{2,\frac{1}{7}} = \left(2 - \frac{1}{7}, 2 + \frac{1}{7}\right) = \left\{x: \frac{13}{7} < x < \frac{15}{7}\right\}$$

5.1.6 Function

Let X and Y be two non-empty sets of real numbers. If there exists a rule f which associates to every element $x \in X$, a unique element $y \in Y$, then such a rule f is called a function (or mapping) from the set X to the set Y. We write $f : X \longrightarrow Y$.

DO YOU KNOW?

The function notation $y = f(x)$ was first used by Leonhard Euler in 1734 - 1735

The set X is called the domain of f, Y is called the co-domain of f and the range of f is defined as $f(X) = \{f(x) / x \in X\}$. Clearly $f(X) \subseteq Y$.

A function of x is generally denoted by the symbol $f(x)$, and read as *"function of x" or "f of x"*.

5.1.7 Classification of functions

Functions can be classified into two groups.

(i) Algebraic functions

Algebraic functions are algebraic expressions using a finite number of terms, involving only the algebraic operations addition, subtraction, multiplication, division and raising to a fractional power.

Examples : $y = 3x^4 - x^3 + 5x^2 - 7$, $y = \dfrac{2x^3 + 7x - 3}{x^3 + x^2 + 1}$, $y = \sqrt{3x^2 + 6x - 1}$ are algebraic functions.

(*a*) $y = 3x^4 - x^3 + 5x^2 - 7$ is a polynomial or rational integral function.

(*b*) $y = \dfrac{2x^3 + 7x - 3}{x^3 + x^2 + 1}$ is a rational function.

(*c*) $y = \sqrt{3x^2 + 6x - 1}$ is an irrational function.

05_11th_BM-STAT_Ch-5-EM.indd 98 13-12-2022 10:24:55

(ii) Transcendental functions

A function which is not algebraic is called transcendental function.

Examples: $\sin x$, $\sin^{-1} x$, e^x, $\log_a x$ are transcendental functions.

(a) $\sin x$, $\tan 2x$, ... are trigonometric functions.

(b) $sin^{-1}\ x$, $cos^{-1}\ x$, ... are inverse trigonometric functions.

(c) e^x, 2^x, x^x, ... are exponential functions.

(d) $log_a\ x$, $log_e\ (sin\ x)$, ... are logarithmic functions.

5.1.8 Even and odd functions

A function $f(x)$ is said to be an even function of x, if $f(-x) = f(x)$.

A function $f(x)$ is said to be an odd function of x, if $f(-x) = -f(x)$.

Examples:

$f(x) = x^2$ and $f(x) = cos\ x$ are even functions.

$f(x) = x^3$ *and* $f(x) = sin\ x$ are odd functions.

NOTE

$f(x) = x^3 + 5$ is neither even nor odd function

5.1.9 Explicit and implicit functions

A function in which the dependent variable is expressed explicitly in terms of some independent variables is known as **explicit function**.

Examples: $y = x^2 + 3$ and $y = e^x + e^{-x}$ are explicit functions of x.

If two variables x and y are connected by the relation or function $f(x, y) = 0$ and none of the variable is directly expressed in terms of the other, then the function is called an **implicit function**.

Example: $x^3 + y^3 - xy = 0$ is an implicit function.

5.1.10 Constant function

If k is a fixed real number then the function $f(x)$ given by $f(x) = k$ for all $x \in R$ is called a constant function.

Examples: $y = 3$, $f(x) = -5$ are constant functions.

DO YOU KNOW?

Graph of a constant function $y = f(x)$ is a straight line parallel to x-axis

5.1.11 Identity function

A function that associates each real number to itself is called the identity function and is denoted by I.

i.e. A function defined on R by $f(x) = x$ for all $x \in R$ is an identity function.

Example: The set of ordered pairs $\{(1, 1), (2, 2), (3, 3)\}$ defined by $f : A \to A$ where $A=\{1, 2, 3\}$ is an identity function.

DO YOU KNOW?

Graph of an identity function on R is a straight line passing through the origin and makes an angle of 45° with positive direction of x-axis

5.1.12 Modulus function

A function $f(x)$ defined by $f(x) = |x|$, where $|x| = \begin{cases} x & \text{if } x \geq 0 \\ -x & \text{if } x < 0 \end{cases}$ is called the modulus function.

05_11th_BM-STAT_Ch-5-EM.indd 99 13-12-2022 10:24:56

It is also called an absolute value function.

Remark Domain is R and range set is $[0, \infty)$

NOTE

$|5| = 5, |-5| = -(-5) = 5$

5.1.13 Signum function

A function $f(x)$ is defined by

$f(x) = \begin{cases} \frac{|x|}{x} & \text{if } x \neq 0 \\ 0 & \text{if } x = 0 \end{cases}$ is called the Signum function.

Remark Domain is R and range set is $\{-1, 0, 1\}$

5.1.14 Step function

(i) Greatest integer function

The function whose value at any real number x is the greatest integer less than or equal to x is called the greatest integer function. It is denoted by $\lfloor x \rfloor$.

i.e. $f : R \longrightarrow R$ defined by $f(x) = \lfloor x \rfloor$ is called the greatest integer function.

NOTE

$\lfloor 2.5 \rfloor = 2,\ \lfloor -2.1 \rfloor = -3,$
$\lfloor 0.74 \rfloor = 0,\ \lfloor -0.3 \rfloor = -1, \lfloor 4 \rfloor = 4.$

(ii) Least integer function

The function whose value at any real number x is the smallest integer greater than or equal to x is called the least integer function. It is denoted by $\lceil x \rceil$.

i.e. $f : R \longrightarrow R$ defined by $f(x) = \lceil x \rceil$ is called the least integer function.

Remark Function's domain is R and range is Z [set of integers]

NOTE

$\lceil 4.7 \rceil = 5, \lceil -7.2 \rceil = -7, \lceil 5 \rceil = 5, \lceil 0.75 \rceil = 1.$

5.1.15 Rational function

A function $f(x)$ is defined by the rule $f(x) = \frac{p(x)}{q(x)}$, $q(x) \neq 0$ is called rational function.

Example: $f(x) = \frac{x^2 + 1}{x - 3}, x \neq 3$ is a rational function.

5.1.16 Polynomial function

For the real numbers $a_0, a_1, a_2, \ldots, a_n$; $a_0 \neq 0$ and n is a non-negative integer, a function $f(x)$ given by $f(x) = a_0 x^n + a_1 x^{n-1} + a_2 x^{n-2} + \ldots + a_n$ is called as a polynomial function of degree n.

Example: $f(x) = 2x^3 + 3x^2 + 2x - 7$ is a polynomial function of degree 3.

5.1.17 Linear function

For the real numbers a and b with $a \neq 0$, a function $f(x) = ax + b$ is called a linear function.

Example: $y = 2x + 3$ is a linear function.

5.1.18 Quadratic function

For the real numbers a, b and c with $a \neq 0$, a function $f(x) = ax^2 + bx + c$ is called a quadratic function.

Example: $f(x) = 3x^2 + 2x - 7$ is a quadratic function.

5.1.19 Exponential function

A function $f(x) = a^x$, $a \neq 1$ and $a > 0$, for all $x \in R$ is called an exponential function

Remark Domain is R and range is $(0, \infty)$ and $(0, 1)$ is a point on the graph

05_11th_BM-STAT_Ch-5-EM.indd 100 13-12-2022 10:24:58

Examples: e^{2x}, e^{x^2+1} and 2^x are exponential functions.

5.1.20 Logarithmic function

For $x > 0$, $a > 0$ and $a \neq 1$, a function $f(x)$ defined by $f(x) = \log_a x$ is called the logarithmic function.

Remark Domain is $(0, \infty)$, range is R and $(1, 0)$ is a point on the graph

Example: $f(x) = \log_e(x+2)$ and $f(x) = \log_e(\sin x)$ are logarithmic functions.

5.1.21 Sum, difference, product and quotient of two functions

If $f(x)$ and $g(x)$ are two functions having same domain and co-domain, then

(i) $(f \pm g)(x) = f(x) \pm g(x)$

(ii) $(fg)(x) = f(x)\, g(x)$

(iii) $\left(\frac{f}{g}\right)(x) = \frac{f(x)}{g(x)}$, $g(x) \neq 0$

(iv) $(cf)(x) = cf(x)$, c is a constant.

5.1.22 Graph of a function

The graph of a function is the set of points $(x, f(x))$ where x belongs to the domain of the function and $f(x)$ is the value of the function at x.

To draw the graph of a function, we find a sufficient number of ordered pairs $(x, f(x))$ belonging to the function and join them by a smooth curve.

NOTE

It is enough to draw a diagram for graph of a function in white sheet itself.

Example 5.1

Find the domain for which the functions $f(x) = 2x^2-1$ and $g(x) = 1-3x$ are equal.

Solution

Given that $f(x) = g(x)$

$$\Rightarrow \quad 2x^2 - 1 = 1-3x$$

$$2x^2 + 3x - 2 = 0$$

$$(x+2)(2x-1) = 0$$

$$\therefore\ x = -2,\ x = \frac{1}{2}$$

Domain is $\left\{-2, \frac{1}{2}\right\}$

Example 5.2

$f = \{(1, 1), (2, 3)\}$ be a function described by the formula $f(x) = ax+b$. Determine a and b ?

Solution

Given that $f(x) = ax + b$, $f(1) = 1$ and $f(2) = 3$

$$\therefore \quad a + b = 1 \text{ and } 2a + b = 3$$

$$\Rightarrow \quad a = 2 \text{ and } b = -1$$

Example 5.3

If $f(x) = x + \frac{1}{x}$, $x > 0$, then show that $[f(x)]^3 = f(x^3) + 3f\left(\frac{1}{x}\right)$

Solution

$f(x) = x + \frac{1}{x}$, $f(x^3) = x^3 + \frac{1}{x^3}$ and $f\left(\frac{1}{x}\right) = f(x)$

Now, $LHS = [f(x)]^3$

$$= \left[x + \frac{1}{x}\right]^3$$

$$= x^3 + \frac{1}{x^3} + 3\left(x + \frac{1}{x}\right)$$

$$= f(x^3) + 3f(x)$$

$$= f(x^3) + 3f\left(\frac{1}{x}\right)$$

$$= RHS$$

Example 5.4

Let f be defined by $f(x) = x - 5$ and g be defined by

05_11th_BM-STAT_Ch-5-EM.indd 101 13-12-2022 10:25:00

$$g(x) = \begin{cases} \frac{x^2-25}{x+5} & \text{if } x \neq -5 \\ \lambda & \text{if } x = -5 \end{cases}$$ Find λ such that $f(x) = g(x)$ for all $x \in R$

Solution

Given that $f(x) = g(x)$ for all $x \in R$

$\therefore \quad f(-5) = g(-5)$

$-5 - 5 = \lambda$

$\therefore \quad \lambda = -10$

Example 5.5

If $f(x) = 2^x$, then show that $f(x) \cdot f(y) = f(x+y)$

Solution

$f(x) = 2^x$ (Given)

$\therefore \quad f(x+y) = 2^{x+y}$

$= 2^x \cdot 2^y$

$= f(x) \cdot f(y)$

Example 5.6

If $f(x) = \frac{x-1}{x+1}$, $x > 0$, then show that $f[f(x)] = -\frac{1}{x}$

Solution

$$f(x) = \frac{x-1}{x+1} \text{ (Given)}$$

$$\therefore f[f(x)] = \frac{f(x)-1}{f(x)+1} = \frac{\frac{x-1}{x+1}-1}{\frac{x-1}{x+1}+1}$$

$$= \frac{x-1-x-1}{x-1+x+1} = -\frac{2}{2x} = -\frac{1}{x}$$

Example 5.7

If $f(x) = \log\frac{1+x}{1-x}$, $0 < x < 1$, then show that $f\left(\frac{2x}{1+x^2}\right) = 2f(x)$.

Solution

$$f(x) = \log\frac{1+x}{1-x} \text{ (Given)}$$

$$\therefore f\left(\frac{2x}{1+x^2}\right) = \log\frac{1+\frac{2x}{1+x^2}}{1-\frac{2x}{1+x^2}}$$

$$= \log\frac{1+x^2+2x}{1+x^2-2x} = \log\frac{(1+x)^2}{(1-x)^2}$$

$$= 2\log\frac{1+x}{1-x} = 2f(x)$$

Example 5.8

If $f(x) = x$ and $g(x) = |x|$, then find

(i) $(f+g)(x)$ (ii) $(f-g)(x)$ (iii) $(fg)(x)$

Solution

(i) $(f+g)(x) = f(x) + g(x) = x + |x|$

$$= \begin{cases} x+x & \text{if } x \geq 0 \\ x-x & \text{if } x < 0 \end{cases} = \begin{cases} 2x & \text{if } x \geq 0 \\ 0 & \text{if } x < 0 \end{cases}$$

(ii) $(f-g)(x) = f(x) - g(x) = x - |x|$

$$= \begin{cases} x-x & \text{if } x \geq 0 \\ x-(-x) & \text{if } x < 0 \end{cases} = \begin{cases} 0 & \text{if } x \geq 0 \\ 2x & \text{if } x < 0 \end{cases}$$

(iii) $(fg)(x) = f(x)\,g(x) = x|x|$

$$= \begin{cases} x^2 & \text{if } x \geq 0 \\ -x^2 & \text{if } x < 0 \end{cases}$$

Example 5.9

A group of students wish to charter a bus for an educational tour which can accommodate atmost 50 students. The bus company requires at least 35 students for that trip. The bus company charges ₹ 200 per student up to the strength of 45. For more than 45 students, company charges each student ₹ 200 less $\frac{1}{5}$ times the number more than 45. Consider the number of students who participates the tour as a function, find the total cost and its domain.

05_11th_BM-STAT_Ch-5-EM.indd 102 13-12-2022 10:25:04

Solution

Let 'x' be the number of students who participate the tour.

Then $35 \leq x \leq 50$ and x is a positive integer.

Formula : ***Total cost = (cost per student) × (number of students)***

(i) If the number of students are between 35 and 45, then

the cost per student is ₹ 200

$\therefore$ The total cost is $y = 200x$.

(ii) If the number of students are between 46 and 50, then

the cost per student is ₹ $\left\{200 - \frac{1}{5}(x - 45)\right\}$

$= 209 - \frac{x}{5}$

$\therefore$ The total cost is $y = \left(209 - \frac{x}{5}\right)x = 209x - \frac{x^2}{5}$

$$\therefore y = \begin{cases} 200x & ; \ 35 \leq x \leq 45 \\ 209x - \frac{x^2}{5} & ; \ 46 \leq x \leq 50 \end{cases} \text{ and}$$

the domain is {35, 36, 37, ..., 50}.

Example 5.10

Draw the graph of the function

$f(x) = |x|$

Solution

$y = f(x) = |x|$

$$= \begin{cases} x & \text{if } x \geq 0 \\ -x & \text{if } x < 0 \end{cases}$$

Choose suitable values for x and determine y.

Thus we get the following table.

x	−2	−1	0	1	2
y	2	1	0	1	2

Table : 5.1

Plot the points (−2, 2), (−1, 1), (0, 0), (1, 1), (2, 2) and draw a smooth curve.

The graph is as shown in the figure

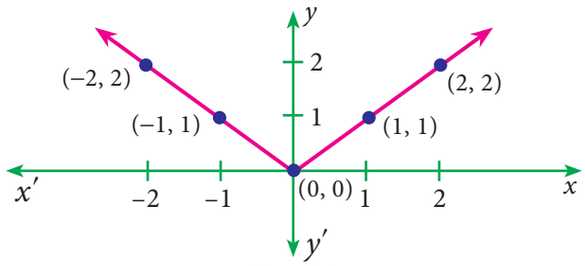

Fig. 5.4

Example 5.11

Draw the graph of the function $f(x) = x^2 - 5$

Solution

Let $y = f(x) = x^2 - 5$

Choose suitable values for x and determine y.

Thus we get the following table.

x	−3	−2	−1	0	1	2	3
y	4	−1	−4	−5	−4	−1	4

Table : 5.2

Plot the points (−3, 4), (−2, −1), (−1, −4), (0, −5), (1, −4), (2, −1), (3, 4) and draw a smooth curve.

The graph is as shown in the figure

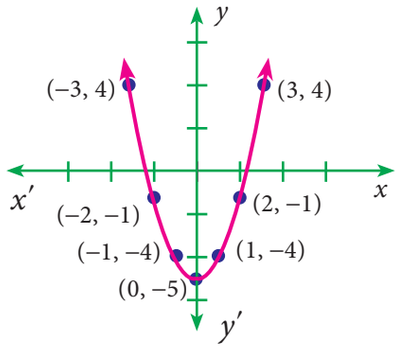

Fig 5.5

05_11th_BM-STAT_Ch-5-EM.indd 103 13-12-2022 10:25:05

Example 5.12

Draw the graph of $f(x) = a^x$, $a \neq 1$ and $a > 0$

Solution

We know that, domain set is R, range set is $(0, \infty)$ and the curve passing through the point (0, 1)

Case (i) when $a > 1$

$$y = f(x) = a^x = \begin{cases} < 1 & \text{if } x < 0 \\ = 1 & \text{if } x = 0 \\ > 1 & \text{if } x > 0 \end{cases}$$

We noticed that as x increases, y is also increases and $y > 0$.

$\therefore$ The graph is as shown in the figure.

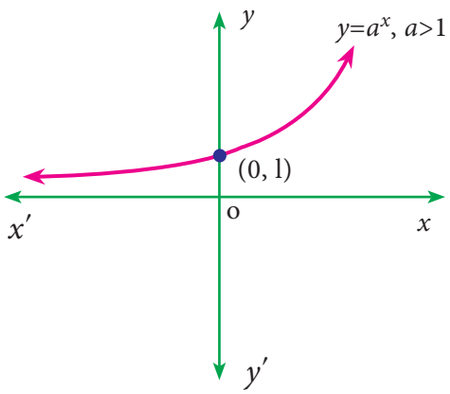

Fig 5.6

Case (ii) when $0 < a < 1$

$$y = f(x) = a^x = \begin{cases} > 1 & \text{if } x < 0 \\ = 1 & \text{if } x = 0 \\ < 1 & \text{if } x > 0 \end{cases}$$

We noticed that as x increases, y decreases and $y > 0$.

$\therefore$ The graph is as shown in the figure.

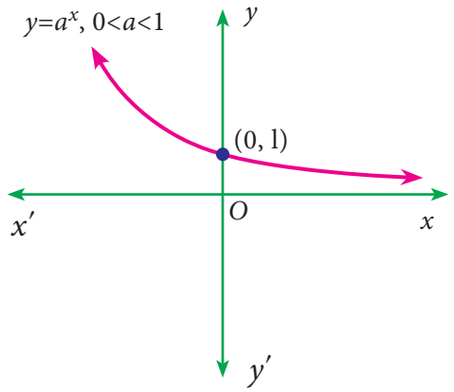

Fig 5.7

NOTE

(i) *The value of e lies between 2 and 3. i.e. $2 < e < 3$*

(ii) *The graph of $f(x) = e^x$ is identical to that of $f(x) = a^x$ if $a > 1$ and the graph of $f(x) = e^{-x}$ is identical to that of $f(x) = a^x$ if $0 < a < 1$*

Example 5.13

Draw the graph of $f(x) = \log_a x$; $x > 0$, $a > 0$ and $a \neq 1$.

Solution

We know that, domain set is $(0, \infty)$, range set is R and the curve passing the point (1, 0)

Case (i) when $a > 1$ and $x > 0$

$$f(x) = \log_a x = \begin{cases} < 0 & \text{if } 0 < x < 1 \\ = 0 & \text{if } x = 1 \\ > 0 & \text{if } x > 1 \end{cases}$$

We noticed that as x increases, $f(x)$ is also increases.

$\therefore$ The graph is as shown in the figure.

05_11th_BM-STAT_Ch-5-EM.indd 104 13-12-2022 10:25:07

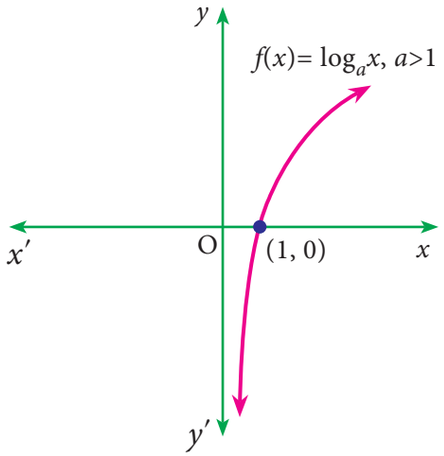

Fig 5.8

Case (ii) when $0 < a < 1$ and $x > 0$

$$f(x) = \log_a x = \begin{cases} > 0 & \text{if } 0 < x < 1 \\ = 0 & \text{if } x = 1 \\ < 0 & \text{if } x > 1 \end{cases}$$

We noticed that x increases, the value of $f(x)$ decreases.

$\therefore$ The graph is as shown in the figure.

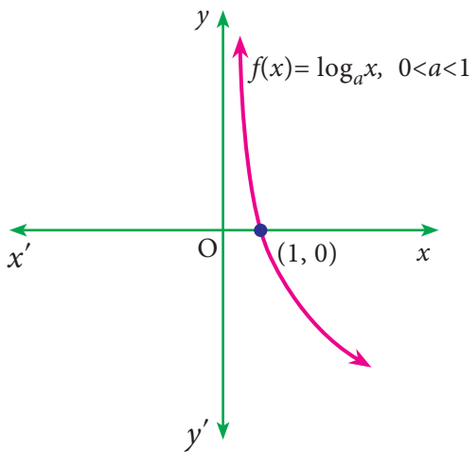

Fig 5.9

Exercise 5.1

1. Determine whether the following functions are odd or even?

   (i) $f(x) = \left(\dfrac{a^x - 1}{a^x + 1}\right)$

   (ii) $f(x) = \log\left(x^2 + \sqrt{x^2 + 1}\right)$

   (iii) $f(x) = \sin x + \cos x$

   (iv) $f(x) = x^2 - |x|$

   (v) $f(x) = x + x^2$

2. Let f be defined by $f(x) = x^3 - kx^2 + 2x$, $x \in R$. Find k, if 'f' is an odd function.

3. If $f(x) = x^3 - \dfrac{1}{x^3}$, $x \neq 0$, then show that $f(x) + f\left(\dfrac{1}{x}\right) = 0$

4. If $f(x) = \dfrac{x+1}{x-1}$, $x \neq 1$, then prove that $f(f(x)) = x$

5. For $f(x) = \dfrac{x-1}{3x+1}$, $x > 1$, write the expressions of $f\left(\dfrac{1}{x}\right)$ and $\dfrac{1}{f(x)}$

6. If $f(x) = e^x$ and $g(x) = \log_e x$, then find

   (i) $(f+g)(1)$ (ii) $(fg)(1)$

   (iii) $(3f)(1)$ (iv) $(5g)(1)$

7. Draw the graph of the following functions:

   (i) $f(x) = 16 - x^2$

   (ii) $f(x) = |x - 2|$

   (iii) $f(x) = x|x|$

   (iv) $f(x) = e^{2x}$

   (v) $f(x) = e^{-2x}$

   (vi) $f(x) = \dfrac{|x|}{x}$

05_11th_BM-STAT_Ch-5-EM.indd 105 13-12-2022 10:25:10

5.2 Limits and Derivatives

In this section, we will discuss about limits, continuity of a function, differentiability and differentiation from first principle. Limits are used when we have to find the value of a function near to some value.

Definition 5.1

Let f be a real valued function of x. Let l and a be two fixed numbers. If $f(x)$ approaches the value l as x approaches to a, then we say that l is the limit of the function $f(x)$ as x tends to a, and written as

$$\lim_{x \to a} f(x) = l$$

Notations:

(i) $L[f(x)]_{x=a} = \lim_{x \to a^-} f(x)$ is known as left hand limit of $f(x)$ at $x=a$.

(ii) $R[f(x)]_{x=a} = \lim_{x \to a^+} f(x)$ is known as right hand limit of $f(x)$ at $x=a$.

5.2.1 Existence of limit

$\lim_{x \to a} f(x)$ exist if and only if both $L[f(x)]_{x=a}$ *and* $R[f(x)]_{x=a}$ exist and are equal.

i.e., $\lim_{x \to a} f(x)$ exist if and only if $L[f(x)]_{x=a} = R[f(x)]_{x=a}$.

NOTE

$L[f(x)]_{x=a}$ and $R[f(x)]_{x=a}$ are shortly written as $L[f(a)]$ and $R[f(a)]$

5.2.2 Algorithm of left hand limit: $L[f(x)]_{x=a}$

(i) Write $\lim_{x \to a^-} f(x)$.

(ii) Put $x=a-h$, $h>0$ and replace $x \to a^-$ by $h \to 0$.

(iii) Obtain $\lim_{h \to 0} f(a-h)$.

(iv) The value obtained in step (iii) is called as the value of left hand limit of the function $f(x)$ at $x=a$.

5.2.3 Algorithm of right hand limit: $R[f(x)]_{x=a}$

(i) Write $\lim_{x \to a^+} f(x)$.

(ii) Put $x = a+h$, $h>0$ and replace $x \to a^+$ by $h \to 0$.

(iii) Obtain $\lim_{h \to 0} f(a+h)$.

(iv) The value obtained in step (iii) is called as the value of right hand limit of the function $f(x)$ at $x=a$.

Example 5.14

Evaluate the left hand and right hand limits of the function

$$f(x) = \begin{cases} \dfrac{|x-3|}{x-3} & \text{if } x \neq 3 \\ 0 & \text{if } x = 3 \end{cases} \quad \text{at } x = 3$$

Solution

$$\begin{aligned} L[f(x)]_{x=3} &= \lim_{x \to 3^-} f(x) \\ &= \lim_{h \to 0} f(3-h),\ x = 3-h \\ &= \lim_{h \to 0} \frac{|(3-h)-3|}{(3-h)-3} \\ &= \lim_{h \to 0} \frac{|-h|}{-h} \\ &= \lim_{h \to 0} \frac{h}{-h} \end{aligned}$$

05_11th_BM-STAT_Ch-5-EM.indd 106 13-12-2022 10:25:16

$$= \lim_{h \to 0} -1 = -1$$

$$R[f(x)]_{x=3} = \lim_{x \to 3^+} f(x)$$

$$= \lim_{h \to 0} f(3+h)$$

$$= \lim_{h \to 0} \frac{|(3+h)-3|}{(3+h)-3}$$

$$= \lim_{h \to 0} \frac{|h|}{h}$$

$$= \lim_{h \to 0} 1 = 1$$

NOTE

Here,

$L[f(3)] \neq R[f(3)]$

$\therefore \lim_{x \to 3} f(x)$ does not exist.

Example 5.15

Verify the existence of the function

$$f(x) = \begin{cases} 5x - 4 & \text{if } 0 < x \leq 1 \\ 4x^3 - 3x & \text{if } 1 < x < 2 \end{cases} \quad \text{at } x = 1.$$

Solution

$$L[f(x)]_{x=1} = \lim_{x \to 1^-} f(x)$$

$$= \lim_{h \to 0} f(1-h), \; x = 1 - h$$

$$= \lim_{h \to 0} [5(1-h)-4]$$

$$= \lim_{h \to 0} (1-5h) = 1$$

$$R[f(x)]_{x=1} = \lim_{x \to 1^+} f(x)$$

$$= \lim_{h \to 0} f(1+h), \; x = 1 + h$$

$$= \lim_{h \to 0} [4(1+h)^3 - 3(1+h)]$$

$$= 4(1)^3 - 3(1) = 1$$

Clearly, $L[f(1)] = R[f(1)]$

$\therefore \lim_{x \to 1} f(x)$ exists and equal to 1

NOTE

Let a be a point and f(x) be a function, then the following stages may happen

(i) $\lim_{x \to a} f(x)$ exists but $f(a)$ does not exist.

(ii) The value of $f(a)$ exists but $\lim_{x \to a} f(x)$ does not exist.

(iii) Both $\lim_{x \to a} f(x)$ and $f(a)$ exist but are unequal.

(iv) Both $\lim_{x \to a} f(x)$ and $f(a)$ exist and are equal.

5.2.4 Some results of limits

If $\lim_{x \to a} f(x)$ and $\lim_{x \to a} g(x)$ exists, then

(i) $\lim_{x \to a} (f \pm g)(x) = \lim_{x \to a} f(x) \pm \lim_{x \to a} g(x)$

(ii) $\lim_{x \to a} (fg)(x) = \lim_{x \to a} f(x) \lim_{x \to a} g(x)$

(iii) $\lim_{x \to a} \left(\frac{f}{g}\right)(x) = \frac{\lim_{x \to a} f(x)}{\lim_{x \to a} g(x)}$, whenever $\lim_{x \to a} g(x) \neq 0$

(iv) $\lim_{x \to a} k f(x) = k \lim_{x \to a} f(x)$, where k is a constant.

5.2.5 Indeterminate forms and evaluation of limits

Let $f(x)$ and $g(x)$ are two functions in which the limits exist.

If $\lim_{x \to a} f(x) = \lim_{x \to a} g(x) = 0$, then $\frac{f(a)}{g(a)}$ takes $\frac{0}{0}$ form which is meaningless but does not imply that $\lim_{x \to a} \frac{f(x)}{g(x)}$ is meaningless.

05_11th_BM-STAT_Ch-5-EM.indd 107 13-12-2022 10:25:21

In many cases, this limit exists and have a finite value. Finding the solution of such limits are called evaluation of the indeterminate form.

The indeterminate forms are $\frac{0}{0}, \frac{\infty}{\infty}, \frac{0}{0}, \frac{\infty}{\infty}, 0 \times \infty, \infty - \infty, 0^0, \infty^0$ and 1^∞.

Among all these indeterminate forms, $\frac{0}{0}$ is the fundamental one.

5.2.6 Methods of evaluation of algebraic limits

(i) Direct substitution

(ii) Factorization

(iii) Rationalisation

(iv) By using some standard limits

5.2.7 Some standard limits

(i) $\lim_{x \to a} \frac{x^n - a^n}{x - a} = na^{n-1}$ if $n \in Q$

(ii) $\lim_{\theta \to 0} \frac{\sin\theta}{\theta} = \lim_{\theta \to 0} \frac{\tan\theta}{\theta} = 1$, θ is in radian.

(iii) $\lim_{x \to 0} \frac{a^x - 1}{x} = \log_e a$ if $a > 0$

(iv) $\lim_{x \to 0} \frac{\log(1+x)}{x} = 1$

(v) $\lim_{x \to 0} (1+x)^{\frac{1}{x}} = e$

(vi) $\lim_{x \to \infty} \left(1 + \frac{1}{x}\right)^x = e$

(vii) $\lim_{x \to 0} \frac{e^x - 1}{x} = 1$

Example 5.16

Evaluate: $\lim_{x \to 1} (3x^2 + 4x - 5)$.

Solution

$\lim_{x \to 1} (3x^2 + 4x - 5)$

$= 3(1)^2 + 4(1) - 5 = 2$

Example 5.17

Evaluate: $\lim_{x \to 2} \frac{x^2 - 4x + 6}{x + 2}$

Solution

$$\lim_{x \to 2} \frac{x^2 - 4x + 6}{x + 2} = \frac{\lim_{x \to 2}(x^2 - 4x + 6)}{\lim_{x \to 2}(x + 2)}$$

$$= \frac{(2)^2 - 4(2) + 6}{2 + 2} = \frac{1}{2}$$

Example 5.18

Evaluate : $\lim_{x \to \frac{\pi}{4}} \frac{5\sin 2x - 2\cos 2x}{3\cos 2x + 2\sin 2x}$

Solution

$$\lim_{x \to \frac{\pi}{4}} \frac{5\sin 2x - 2\cos 2x}{3\cos 2x + 2\sin 2x}$$

$$= \frac{\lim_{x \to \frac{\pi}{4}} (5\sin 2x - 2\cos 2x)}{\lim_{x \to \frac{\pi}{4}} (3\cos 2x + 2\sin 2x)}$$

$$= \frac{5\sin\frac{\pi}{2} - 2\cos\frac{\pi}{2}}{3\cos\frac{\pi}{2} + 2\sin\frac{\pi}{2}}$$

$$= \frac{5(1) - 2(0)}{3(0) + 2(1)} = \frac{5}{2}$$

Example 5.19

Evaluate: $\lim_{x \to 1} \frac{x^3 - 1}{x - 1}$

Solution

$\lim_{x \to 1} \frac{x^3 - 1}{x - 1}$ is of the type $\frac{0}{0}$

$$\lim_{x \to 1} \frac{x^3 - 1}{x - 1} = \lim_{x \to 1} \frac{(x-1)(x^2 + x + 1)}{(x - 1)}$$

$$= \lim_{x \to 1} (x^2 + x + 1)$$

$$= (1)^2 + 1 + 1$$

$$= 3$$

05_11th_BM-STAT_Ch-5-EM.indd 108 13-12-2022 10:25:26

Example 5.20

Evaluate: $\lim_{x\to 0}\frac{\sqrt{2+x}-\sqrt{2}}{x}$

Solution

$$\lim_{x\to 0}\frac{\sqrt{2+x}-\sqrt{2}}{x}$$

$$=\lim_{x\to 0}\frac{(\sqrt{2+x}-\sqrt{2})(\sqrt{2+x}+\sqrt{2})}{x(\sqrt{2+x}+\sqrt{2})}$$

$$=\lim_{x\to 0}\frac{2+x-2}{x(\sqrt{2+x}+\sqrt{2})}$$

$$=\lim_{x\to 0}\frac{1}{(\sqrt{2+x}+\sqrt{2})}$$

$$=\frac{1}{\sqrt{2}+\sqrt{2}}=\frac{1}{2\sqrt{2}}$$

Example 5.21

Evaluate: $\lim_{x\to a}\frac{x^{\frac{3}{5}}-a^{\frac{3}{5}}}{x^{\frac{1}{5}}-a^{\frac{1}{5}}}$

Solution

$$\lim_{x\to a}\frac{x^{\frac{3}{5}}-a^{\frac{3}{5}}}{x^{\frac{1}{5}}-a^{\frac{1}{5}}}=\lim_{x\to a}\frac{\frac{x^{\frac{3}{5}}-a^{\frac{3}{5}}}{x-a}}{\frac{x^{\frac{1}{5}}-a^{\frac{1}{5}}}{x-a}}$$

$$=\frac{\frac{3}{5}(a)^{-\frac{2}{5}}}{\frac{1}{5}(a)^{-\frac{4}{5}}}=3a^{\frac{-2}{5}+\frac{4}{5}}=3a^{\frac{2}{5}}$$

Example 5.22

Evaluate: $\lim_{x\to 0}\frac{\sin 3x}{\sin 5x}$

Solution

$$\lim_{x\to 0}\frac{\sin 3x}{\sin 5x}=\lim_{x\to 0}\left\{\frac{3x\times\frac{\sin 3x}{3x}}{5x\times\frac{\sin 5x}{5x}}\right\}$$

$$=\frac{3}{5}\frac{\lim_{x\to 0}\frac{\sin 3x}{3x}}{\lim_{x\to 0}\frac{\sin 5x}{5x}}$$

$$=\frac{3}{5}\left(\frac{1}{1}\right)=\frac{3}{5}$$

Example 5.23

Evaluate: $\lim_{x\to\infty}\frac{6-5x^2}{4x+15x^2}$

Solution

$$\lim_{x\to\infty}\frac{6-5x^2}{4x+15x^2}=\lim_{x\to\infty}\frac{\frac{6}{x^2}-5}{\frac{4}{x}+15}$$

$$=\frac{0-5}{0+15}=-\frac{1}{3}$$

Example 5.24

Evaluate: $\lim_{x\to\infty}x\tan\left(\frac{1}{x}\right)$

Solution

Let $y=\frac{1}{x}$ and $y\to 0$ as $x\to\infty$

$$\lim_{x\to\infty}x\tan\left(\frac{1}{x}\right)=\lim_{y\to 0}\frac{\tan y}{y}=1$$

Example 5.25

Evaluate: $\lim_{n\to\infty}\frac{\sum n^2}{n^3}$

Solution

$$\lim_{n\to\infty}\frac{\sum n^2}{n^3}=\lim_{n\to\infty}\frac{n(n+1)(2n+1)}{6n^3}$$

$$=\lim_{n\to\infty}\frac{1}{6}\left\{\left(\frac{n}{n}\right)\left(\frac{n+1}{n}\right)\left(\frac{2n+1}{n}\right)\right\}$$

$$=\frac{1}{6}\lim_{n\to\infty}\left\{\left(1+\frac{1}{n}\right)\left(2+\frac{1}{n}\right)\right\}$$

$$=\frac{1}{6}(1)(2)=\frac{1}{3}$$

Example 5.26

Show that $\lim_{x\to 0}\frac{\log(1+x^3)}{\sin^3 x}=1$

Solution

$$\lim_{x\to 0}\frac{\log(1+x^3)}{\sin^3 x}$$

05_11th_BM-STAT_Ch-5-EM.indd 109 13-12-2022 10:25:32

$$= \lim_{x\to 0}\left\{\frac{\log(1+x^3)}{x^3}\times\frac{x^3}{\sin^3 x}\right\}$$

$$= \lim_{x\to 0}\frac{\log(1+x^3)}{x^3}\times\frac{1}{\lim\limits_{x\to 0}\left(\frac{\sin x}{x}\right)^3}$$

$$= 1\times\frac{1}{1} = 1$$

Exercise 5.2

1. Evaluate the following

(i) $\lim\limits_{x\to 2}\frac{x^3+2}{x+1}$

(ii) $\lim\limits_{x\to\infty}\frac{2x+5}{x^2+3x+9}$

(iii) $\lim\limits_{x\to\infty}\frac{\sum n}{n^2}$

(iv) $\lim\limits_{x\to 0}\frac{\sqrt{1+x}-\sqrt{1-x}}{x}$

(v) $\lim\limits_{x\to a}\frac{x^{\frac{5}{8}}-a^{\frac{5}{8}}}{x^{\frac{2}{3}}-a^{\frac{2}{3}}}$

(vi) $\lim\limits_{x\to 0}\frac{\sin^2 3x}{x^2}$

2. If $\lim\limits_{x\to -a}\frac{x^9+a^9}{x+a} = \lim\limits_{x\to 3}(x+6)$, then find the values of a.

3. If $\lim\limits_{x\to 2}\frac{x^n-2^n}{x-2} = 448$, then find the least positive integer n.

4. If $f(x)=\frac{x^7-128}{x^5-32}$, then find $\lim\limits_{x\to 2} f(x)$

5. Let $f(x)=\frac{ax+b}{x+1}$, If $\lim\limits_{x\to 0} f(x)=2$ and $\lim\limits_{x\to\infty} f(x)=1$, then show that $f(-2)=0$.

Derivative

Before going into the topic, let us first discuss about the continuity of a function. A function $f(x)$ is continues at $x = a$ if its graph has no break at $x = a$

If there is a break at the point $x = a$ then we say that the function is not continuous at the point $x = a$.

If a function is continuous at all the point in an interval, then it is said to be a continuous in that interval.

5.2.8 Continuous function

A function $f(x)$ is continuous at $x = a$ if

(i) $f(a)$ exists

(ii) $\lim\limits_{x\to a} f(x)$ exists

(iii) $\lim\limits_{x\to a} f(x) = f(a)$

Observation

In the above statement, if atleast any one condition is not satisfied at a point $x = a$ by the function $f(x)$, then it is said to be a discontinuous function at $x = a$

5.2.9 Some properties of continuous functions

If $f(x)$ and $g(x)$ are two real valued continuous functions at $x = a$, then

(i) $f(x) \pm g(x)$ is also continuous at $x = a$.

(ii) $f(x)\, g(x)$ is also continuous at $x = a$.

(iii) $kf(x)$ is also continuous at $x = a$, k be a real number.

05_11th_BM-STAT_Ch-5-EM.indd 110 13-12-2022 10:25:35

(iv) $\frac{1}{f(x)}$ is also continuous at $x = a$, if $f(a) \neq 0$.

(v) $\frac{f(x)}{g(x)}$ is also continuous at $x = a$, if $g(a) \neq 0$.

(vi) $|f(x)|$ is also continuous at $x = a$.

Example 5.27

Show that

$$f(x) = \begin{cases} 5x - 4, & if\ 0 < x \leq 1 \\ 4x^3 - 3x, & if\ 1 < x < 2 \end{cases}$$ is continuous at $x = 1$

Solution

$$L[f(x)]_{x=1} = \lim_{x \to 1^-} f(x)$$

$$= \lim_{h \to 0} f(1-h),\ x = 1-h$$

$$= \lim_{h \to 0} [5(1-h) - 4]$$

$$= 5(1) - 4 = 1$$

$$R[f(x)]_{x=1} = \lim_{x \to 1^+} f(x)$$

$$= \lim_{h \to 0} f(1+h),\ x = 1+h$$

$$= \lim_{h \to 0} [4(1+h)^3 - 3(1+h)]$$

$$= 4(1)^3 - 3(1)$$

$$= 4 - 3 = 1$$

Now, $f(1) = 5(1) - 4 = 5 - 4 = 1$

$\therefore \lim_{x \to 1^-} f(x) = \lim_{x \to 1^+} f(x) = f(1)$,

$f(x)$ is continuous at $x = 1$

Example 5.28

Verify the continuity of the function $f(x)$ given by

$$f(x) = \begin{cases} 2 - x\ if\ x < 2 \\ 2 + x\ if\ x \geq 2 \end{cases}$$ at $x = 2$

Solution

$$L[f(x)]_{x=2} = \lim_{x \to 2^-} f(x)$$

$$= \lim_{h \to 0} f(2-h),\ x = 2 - h$$

$$= \lim_{h \to 0} \{2 - (2-h)\}$$

$$= \lim_{h \to 0} h = 0$$

$$R[f(x)]_{x=2} = \lim_{x \to 2^+} f(x)$$

$$= \lim_{h \to 0} f(2+h),\ x = 2 + h$$

$$= \lim_{h \to 0} \{2 + (2+h)\}$$

$$= \lim_{h \to 0} (4 + h) = 4$$

Now, $f(2) = 2 + 2 = 4$

Here $\lim_{x \to 2^-} f(x) \neq \lim_{x \to 2^+} f(x)$

Hence $f(x)$ is not continuous at $x = 2$

Observations

(i) Constant function is everywhere continuous.

(ii) Identity function is everywhere continuous.

(iii) Polynomial function is everywhere continuous.

(iv) Modulus function is everywhere continuous.

(v) Exponential function a^x, $a>0$ is everywhere continuous.

(vi) Logarithmic function is continuous in its domain.

(vii) Rational function is continuous at every point in its domain.

05_11th_BM-STAT_Ch-5-EM.indd 111 13-12-2022 10:25:41

DO YOU KNOW?

If $f(x) = \begin{cases} \alpha(x) & if \quad x < a \\ k & if \quad x = a \\ \beta(x) & if \quad x > a \end{cases}$, then

$L[f(x)]_{x=a} = \lim_{x \to a^-} f(x) = \lim_{x \to a} \alpha(x)$

$R[f(x)]_{x=a} = \lim_{x \to a^+} f(x) = \lim_{x \to a} \beta(x)$

It is applicable only when the function has different definition on both sides of the given point $x = a$.

Exercise 5.3

1. Examine the following functions for continuity at indicated points

(a) $f(x) = \begin{cases} \frac{x^2-4}{x-2}, & if \quad x \neq 2 \\ 0, & if \quad x = 2 \end{cases}$ at $x = 2$

(b) $f(x) = \begin{cases} \frac{x^2-9}{x-3}, & if \quad x \neq 3 \\ 6, & if \quad x = 3 \end{cases}$ at $x = 3$

2. Show that $f(x) = |x|$ is continuous at $x = 0$

5.2.10 Differentiability at a point

Let $f(x)$ be a real valued function defined on an open interval (a, b) and let $c \in (a, b)$. $f(x)$ is said to be differentiable or derivable at $x = c$ if and only if $\lim_{x \to c} \frac{f(x)-f(c)}{x-c}$ exists finitely.

This limit is called the derivative (or) differential co-efficient of the function $f(x)$ at $x = c$ and is denoted by $f'(c)$ (or) $D f(c)$ (or) $\left[\frac{d}{dx}(f(x))\right]_{x=c}$.

Thus $f'(c) = \lim_{x \to c} \frac{f(x)-f(c)}{x-c}$

5.2.11 Left hand derivative and right hand derivative

(i) $\lim_{x \to c^-} \frac{f(x)-f(c)}{x-c}$ or

$\lim_{h \to 0} \frac{f(c-h)-f(c)}{-h}$ is called the left hand derivative of $f(x)$ at $x = c$ and it denoted by $f'(c^-)$ or $L[f'(c)]$.

(ii) $\lim_{x \to c^+} \frac{f(x)-f(c)}{x-c}$ or

$\lim_{h \to 0} \frac{f(c+h)-f(c)}{h}$ is called the right hand derivative of $f(x)$ at $x = c$ and it denoted by $f'(c^+)$ or $R[f'(c)]$.

Result $f(x)$ is differentiable at $x = c \iff L[f'(c)] = R[f'(c)]$

Remarks:

(i) If $L[f'(c)] \neq R[f'(c)]$, then we say that $f(x)$ is not differentiable at $x=c$.

(ii) $f(x)$ is differentiable at $x = c \Rightarrow f(x)$ is continuous at $x = c$.

DO YOU KNOW?

A function may be continuous at a point but may not be differentiable at that point.

Example 5.29

Show that the function $f(x) = |x|$ is not differentiable at $x = 0$.

Solution

$f(x) = |x| = \begin{cases} x & if \quad x \geq 0 \\ -x & if \quad x < 0 \end{cases}$

$L[f'(0)] = \lim_{x \to 0^-} \frac{f(x)-f(0)}{x-0}$,

05_11th_BM-STAT_Ch-5-EM.indd 112 13-12-2022 10:25:46

$$= \lim_{h\to 0}\frac{f(0-h)-f(0)}{0-h-0},\ x=0-h$$

$$= \lim_{h\to 0}\frac{f(-h)-f(0)}{-h}$$

$$= \lim_{h\to 0}\frac{|-h|-|0|}{-h}$$

$$= \lim_{h\to 0}\frac{|-h|}{-h}$$

$$= \lim_{h\to 0}\frac{h}{-h}$$

$$= \lim_{h\to 0}(-1) = -1$$

$$R[f'(0)] = \lim_{x\to 0^+}\frac{f(x)-f(0)}{x-0}$$

$$= \lim_{h\to 0}\frac{f(0+h)-f(0)}{0+h-0},\ x=0+h$$

$$= \lim_{h\to 0}\frac{f(h)-f(0)}{h}$$

$$= \lim_{h\to 0}\frac{|h|-|0|}{h}$$

$$= \lim_{h\to 0}\frac{|h|}{h}$$

$$= \lim_{h\to 0}\frac{h}{h}$$

$$= \lim_{h\to 0}1 = 1$$

Here, $L[f'(0)] \neq R[f'(0)]$

$\therefore$ $f(x)$ is not differentiable at $x=0$

Example 5.30

Show that $f(x) = x^2$ differentiable at $x=1$ and find $f'(1)$.

Solution

$$f(x) = x^2$$

$$L[f'(1)] = \lim_{x\to 1^-}\frac{f(x)-f(1)}{x-1}$$

$$= \lim_{h\to 0}\frac{f(1-h)-f(1)}{1-h-1},\ x=1-h$$

$$= \lim_{h\to 0}\frac{(1-h)^2-1}{-h}$$

$$= \lim_{h\to 0}\frac{1+h^2-2h-1}{-h}$$

$$= \lim_{h\to 0}(-h+2) = 2$$

$$R[f'(1)] = \lim_{x\to 1^+}\frac{f(x)-f(1)}{x-1}$$

$$= \lim_{h\to 0}\frac{f(1+h)-f(1)}{1+h-1},\ x=1+h$$

$$= \lim_{h\to 0}\frac{(1+h)^2-1}{h}$$

$$= \lim_{h\to 0}\frac{1+h^2+2h-1}{h}$$

$$= \lim_{h\to 0}(h+2) = 2$$

Here, $L[f'(1)] = R[f'(1)]$

$\therefore$ $f(x)$ is differentiable at $x = 1$ and $f'(1) = 2$

5.2.12 Differentiation from first principle

The process of finding the derivative of a function by using the definition that

$f'(x) = \lim_{h\to 0}\frac{f(x+h)-f(x)}{h}$ is called the differentiation from first principle. It is convenient to write $f'(x)$ as $\frac{dy}{dx}$.

5.2.13 Derivatives of some standard functions using first principle

1. For $x \in R, \frac{d}{dx}(x^n) = n\,x^{n-1}$

Proof:

Let $f(x) = x^n$

$\therefore$ $f(x+h) = (x+h)^n$

$$\frac{d}{dx}(f(x)) = \lim_{h\to 0}\frac{f(x+h)-f(x)}{h}$$

05_11th_BM-STAT_Ch-5-EM.indd 113 13-12-2022 10:25:52

$$= \lim_{h \to 0} \frac{(x+h)^n - (x)^n}{h}$$

$$= \lim_{h \to 0} \frac{(x+h)^n - (x)^n}{(x+h) - x}$$

$$= \lim_{z \to x} \frac{z^n - x^n}{z - x}, \text{ where } z = x + h \text{ and } z \to x \text{ as } h \to 0$$

$$= nx^{n-1} \qquad \left[\because \lim_{x \to a} \frac{x^n - a^n}{x - a} = na^{n-1}\right]$$

i.e., $\frac{d}{dx}(x^n) = nx^{n-1}$

2. $\frac{d}{dx}(e^x) = e^x$

Proof:

Let $f(x) = e^x$

$\therefore f(x+h) = e^{x+h}$

$$\frac{d}{dx}(f(x)) = \lim_{h \to 0} \frac{f(x+h) - f(x)}{h}$$

$$= \lim_{h \to 0} \frac{e^{x+h} - e^x}{h}$$

$$= \lim_{h \to 0} \frac{e^x e^h - e^x}{h}$$

$$= \lim_{h \to 0} e^x \left[\frac{e^h - 1}{h}\right]$$

$$= e^x \lim_{h \to 0} \left[\frac{e^h - 1}{h}\right]$$

$$= e^x \times 1 \quad \left[\because \lim_{x \to 0} \left[\frac{e^x - 1}{x}\right] = 1\right]$$

$$= e^x$$

i.e., $\frac{d}{dx}(e^x) = e^x$.

3. $\frac{d}{dx}(\log_e x) = \frac{1}{x}$

Proof:

Let $f(x) = \log_e x$

$\therefore f(x+h) = \log_e(x+h)$

$$\frac{d}{dx}(f(x)) = \lim_{h \to 0} \frac{f(x+h) - f(x)}{h}$$

$$= \lim_{h \to 0} \frac{\log_e(x+h) - \log_e x}{h}$$

$$= \lim_{h \to 0} \frac{\log_e\left(1 + \frac{h}{x}\right)}{h}$$

$$= \lim_{h \to 0} \frac{\log_e\left(1 + \frac{h}{x}\right)}{\frac{h}{x}} \cdot \frac{1}{x}$$

$$= \frac{1}{x} \lim_{h \to 0} \frac{\log_e\left(1 + \frac{h}{x}\right)}{\frac{h}{x}}$$

$$= \frac{1}{x} \times 1$$

$$\left[\because \lim_{x \to 0} \frac{\log_e(1+x)}{x} = 1\right]$$

$\frac{d}{dx}(\log_e x) = \frac{1}{x}$

Example 5.31

Find $\frac{d}{dx}(x^3)$ from first principle.

Solution

Let $f(x) = x^3$

$\therefore f(x+h) = (x+h)^3$

$$\frac{d}{dx}(f(x)) = \lim_{h \to 0} \frac{f(x+h) - f(x)}{h}$$

$$= \lim_{h \to 0} \frac{(x+h)^3 - x^3}{h}$$

$$= \lim_{h \to 0} \frac{3x^2h + 3xh^2 + h^3}{h}$$

$$= \lim_{h \to 0} (3x^2 + 3xh + h^2)$$

$$= 3x^2 + 3x(0) + (0)^2$$

$$= 3x^2$$

$\frac{d}{dx}(x^3) = 3x^2$

05_11th_BM-STAT_Ch-5-EM.indd 114 13-12-2022 10:26:01

Example 5.32

Find $\frac{d}{dx}(e^{3x})$ from first principle.

Solution

Let $f(x) = e^{3x}$

$\therefore f(x+h) = e^{3(x+h)}$

$$\frac{d}{dx}(f(x)) = \lim_{h\to 0}\frac{f(x+h)-f(x)}{h}$$

$$= \lim_{h\to 0}\frac{e^{3(x+h)}-e^{3x}}{h}$$

$$= \lim_{h\to 0}\frac{e^{3x}\cdot e^{3h}-e^{3x}}{h}$$

$$= \lim_{h\to 0}\frac{e^{3x}(e^{3h}-1)}{h}$$

$$= 3e^{3x}\lim_{h\to 0}\frac{e^{3h}-1}{3h}$$

$$= 3e^{3x}\times 1 \quad [\because \lim_{x\to 0}\frac{e^x-1}{x} = 1]$$

$$= 3e^{3x}$$

Exercise 5.4

1. Find the derivative of the following functions from first principle.

   (i) x^2 (ii) e^{-x} (iii) $\log(x+1)$

5.3 Differentiation Techniques

In this section we will discuss about different techniques to obtain the derivatives of the given functions.

5.3.1 Some standard results [formulae]

1. $\frac{d}{dx}(x^n) = nx^{n-1}$
2. $\frac{d}{dx}(x) = 1$
3. $\frac{d}{dx}(k) = 0$, k is a constant
4. $\frac{d}{dx}(kx) = k$, k is a constant
5. $\frac{d}{dx}\left(\frac{1}{x}\right) = -\frac{1}{x^2}$
6. $\frac{d}{dx}(\sqrt{x}) = \frac{1}{2\sqrt{x}}$
7. $\frac{d}{dx}(e^x) = e^x$
8. $\frac{d}{dx}(e^{ax}) = ae^{ax}$
9. $\frac{d}{dx}(e^{ax+b}) = ae^{ax+b}$
10. $\frac{d}{dx}(e^{-x^2}) = -2x\,e^{-x^2}$
11. $\frac{d}{dx}(a^x) = a^x \log_e a$, $a > 0$
12. $\frac{d}{dx}(\log_e x) = \frac{1}{x}$
13. $\frac{d}{dx}\log_e(x+a) = \frac{1}{x+a}$
14. $\frac{d}{dx}(\log_e(ax+b)) = \frac{a}{(ax+b)}$
15. $\frac{d}{dx}(\log_a x) = \frac{1}{x\log_e a}$, a>0 and a≠1
16. $\frac{d}{dx}(\sin x) = \cos x$
17. $\frac{d}{dx}(\cos x) = -\sin x$
18. $\frac{d}{dx}(\tan x) = \sec^2 x$
19. $\frac{d}{dx}(\cot x) = -\operatorname{cosec}^2 x$
20. $\frac{d}{dx}(\sec x) = \sec x \tan x$
21. $\frac{d}{dx}(\operatorname{cosec} x) = -\operatorname{cosec} x \cot x$

05_11th_BM-STAT_Ch-5-EM.indd 115 13-12-2022 10:26:06

5.3.2 General rules for differentiation

(i) Addition rule

$$\frac{d}{dx}\left[f(x)+g(x)\right]=\frac{d}{dx}\left[f(x)\right]+\frac{d}{dx}\left[g(x)\right]$$

(ii) Subtraction rule (or) Difference rule

$$\frac{d}{dx}\left[f(x)-g(x)\right]=\frac{d}{dx}\left[f(x)\right]-\frac{d}{dx}\left[g(x)\right]$$

(iii) Product rule

$$\frac{d}{dx}\left[f(x)\cdot g(x)\right]=\frac{d}{dx}\left[f(x)\right]g(x)+f(x)\frac{d}{dx}\left[g(x)\right]$$

(or) If $u = f(x)$ and $v = g(x)$ then,

$$\frac{d}{dx}(uv)=u\frac{d}{dx}(v)+v\frac{d}{dx}(u)$$

(iv) Quotient rule

$$\frac{d}{dx}\left[\frac{f(x)}{g(x)}\right]=\frac{g(x)\frac{d}{dx}\left[f(x)\right]-f(x)\frac{d}{dx}\left[g(x)\right]}{\left[g(x)\right]^2},$$

$g(x)\neq 0$

(or) If $u = f(x)$ and $v = g(x)$ then,

$$\frac{d}{dx}\left(\frac{u}{v}\right)=\frac{v\frac{d}{dx}(u)-u\frac{d}{dx}(v)}{v^2}$$

(v) Scalar product

$\frac{d}{dx}\left[cf(x)\right]=c\frac{d}{dx}\left[f(x)\right]$, where c is a constant.

(vi) Chain rule

$$\frac{d}{dx}\left[f\left(g(x)\right)\right]=f'\left(g(x)\right)\cdot g'(x)$$

(or) If $y = f(t)$ and $t = g(x)$ then,

$$\frac{dy}{dx}=\frac{dy}{dt}\cdot\frac{dt}{dx}$$

Here we discuss about the differentiation for the explicit functions using standard results and general rules for differentiation.

Example 5.33

Differentiate the following functions with respect to x.

(i) $x^{\frac{3}{2}}$ (ii) $7e^x$

(iii) $\frac{1-3x}{1+3x}$ (iv) $x^2\sin x$

(v) $\sin^3 x$ (vi) $\sqrt{x^2+x+1}$

Solution

(i) $\frac{d}{dx}\left(x^{\frac{3}{2}}\right)=\frac{3}{2}x^{\frac{3}{2}-1}$

$=\frac{3}{2}x^{\frac{1}{2}}=\frac{3}{2}\sqrt{x}$

(ii) $\frac{d}{dx}(7e^x)=7\frac{d}{dx}(e^x)=7e^x$

(iii) Differentiating $y=\frac{1-3x}{1+3x}$ with respect to x

$$\frac{dy}{dx}=\frac{(1+3x)\frac{d}{dx}(1-3x)-(1-3x)\frac{d}{dx}(1+3x)}{(1+3x)^2}$$

$$=\frac{(1+3x)(-3)-(1-3x)(3)}{(1+3x)^2}$$

$$=\frac{-6}{(1+3x)^2}$$

(iv) Differentiating $y = x^2\sin x$ with respect to x

$$\frac{dy}{dx}=x^2\frac{d}{dx}(\sin x)+\sin x\frac{d}{dx}(x^2)$$

$$=x^2\cos x+2x\sin x$$

$$=x(x\cos x+2\sin x)$$

(v) $y=\sin^3 x$ (or) $(\sin x)^3$

Let $u = \sin x$ then $y = u^3$

Differentiating $u=\sin x$ with respect to x

We get, $\frac{du}{dx}=\cos x$

Differentiating $y = u^3$ with respect to u

05_11th_BM-STAT_Ch-5-EM.indd 116 13-12-2022 10:26:11

We get, $\frac{dy}{du} = 3u^2 = 3\sin^2 x$

$\frac{dy}{dx} = \frac{dy}{du} \cdot \frac{du}{dx} = 3\sin^2 x \cdot \cos x$

(vi) $y = \sqrt{x^2 + x + 1}$

Let $u = x^2 + x + 1$ then $y = \sqrt{u}$

Differentiating $u = x^2 + x + 1$ with respect to x

We get, $\frac{du}{dx} = 2x + 1$

Differentiating $y = \sqrt{u}$ with respect to u.

We get, $\frac{dy}{du} = \frac{1}{2\sqrt{u}}$

$= \frac{1}{2\sqrt{x^2 + x + 1}}$

$\frac{dy}{dx} = \frac{dy}{du} \cdot \frac{du}{dx} = \frac{1}{2\sqrt{x^2 + x + 1}} \cdot (2x + 1)$

$= \frac{2x + 1}{2\sqrt{x^2 + x + 1}}$



★ $\frac{d}{dx}(\sin(\log x))$

$= \frac{d}{d(\log x)}(\sin(\log x)) \frac{d}{dx}(\log x)$

★ $\frac{d}{dx}(x^2 + 3x + 1)^5$

$= \frac{d}{d(x^2 + 3x + 1)}(x^2 + 3x + 1)^5 \frac{d}{dx}(x^2 + 3x + 1)$

★ $\frac{d}{dx}(e^{(x^3+3)})$

$= \frac{d}{d(x^3 + 3)}(e^{(x^3+3)}) \frac{d}{dx}(x^3 + 3)$

Example 5.34

If $f(x) = x^n$ and $f'(1) = 5$, then find the value of n.

Solution

$f(x) = x^n$

$\therefore\ f'(x) = nx^{n-1}$

$f'(1) = n(1)^{n-1}$

$f'(1) = n$

$f'(1) = 5$ (given)

$\implies n = 5$

Example 5.35

If $y = \frac{1}{u^2}$ and $u = x^2 - 9$, then find $\frac{dy}{dx}$.

Solution

$y = \frac{1}{u^2} = u^{-2}$

$\frac{dy}{du} = -\frac{2}{u^3}$

$\frac{dy}{du} = -\frac{2}{(x^2 - 9)^3}$ $(\because u = x^2 - 9)$

$u = x^2 - 9$

$\frac{du}{dx} = 2x$

Now, $\frac{dy}{dx} = \frac{dy}{du} \cdot \frac{du}{dx}$

$= -\frac{2}{(x^2 - 9)^3} \cdot 2x$

$= -\frac{4x}{(x^2 - 9)^3}$

Exercise 5.5

1. Differentiate the following with respect to x.

(i) $3x^4 - 2x^3 + x + 8$

(ii) $\frac{5}{x^4} - \frac{2}{x^3} + \frac{5}{x}$

05_11th_BM-STAT_Ch-5-EM.indd 117 13-12-2022 10:26:17

(iii) $\sqrt{x}+\frac{1}{\sqrt[3]{x}}+e^x$

(iv) $\frac{3+2x-x^2}{x}$

(v) $x^3\,e^x$

(vi) $(x^2-3x+2)(x+1)$

(vii) $x^4-3\sin x+\cos x$

(viii) $\left(\sqrt{x}+\frac{1}{\sqrt{x}}\right)^2$

2. Differentiate the following with respect to x.

(i) $\frac{e^x}{1+x}$ (ii) $\frac{x^2+x+1}{x^2-x+1}$

(iii) $\frac{e^x}{1+e^x}$

3. Differentiate the following with respect to x.

(i) $x\sin x$ (ii) $e^x\sin x$

(iii) $e^x(x+\log x)$ (iv) $\sin x\cos x$

(v) $x^3\,e^x$

4. Differentiate the following with respect to x.

(i) $\sin^2 x$ (ii) $\cos^2 x$

(iii) $\cos^3 x$ (iv) $\sqrt{1+x^2}$

(v) $(ax^2+bx+c)^n$ (vi) $\sin(x^2)$

(vii) $\frac{1}{\sqrt{1+x^2}}$

5.3.3 Derivative of implicit functions

For the implicit function $f(x,y) = 0$, differentiate each term with respect to x treating y as a function of x and then collect the terms of $\frac{dy}{dx}$ together on left hand side and remaining terms on the right hand side and then find $\frac{dy}{dx}$.

NOTE

If the function $f(x, y) = 0$ is an implicit function, then $\frac{dy}{dx}$ contains both x and y.

Example 5.36

If $ax^2 + 2hxy + by^2 + 2gx + 2fy + c = 0$ then find $\frac{dy}{dx}$.

Solution

$$ax^2+2hxy+by^2+2gx+2fy+c=0$$

Differentiating both side with respect to x,

$$2ax+2h\left(x\frac{dy}{dx}+y\right)+2by\frac{dy}{dx}+2g+2f\frac{dy}{dx}=0$$

$$(2ax+2hy+2g)+(2hx+2by+2f)\frac{dy}{dx}=0$$

$$\frac{dy}{dx}=-\frac{(ax+hy+g)}{(hx+by+f)}.$$

Example 5.37

If $x^3+y^3=3axy$, then find $\frac{dy}{dx}$.

Solution

$$x^3+y^3=3axy$$

Differentiating both sides with respect to x,

$$\frac{d}{dx}(x^3+y^3) = \frac{d}{dx}(3axy)$$

$$3x^2+3y^2\frac{dy}{dx} = 3a\left[x\frac{dy}{dx}+y\right]$$

$$x^2+y^2\frac{dy}{dx} = ax\frac{dy}{dx}+ay$$

$$(y^2-ax)\frac{dy}{dx} = (ay-x^2)$$

$$\frac{dy}{dx} = \frac{ay-x^2}{y^2-ax}$$

05_11th_BM-STAT_Ch-5-EM.indd 118 13-12-2022 10:26:22

Example 5.38

Find $\frac{dy}{dx}$ at (1,1) to the curve

$2x^2 + 3xy + 5y^2 = 10$

Solution

$2x^2 + 3xy + 5y^2 = 10$

Differentiating both sides with respect to x,

$$\frac{d}{dx}\left[2x^2 + 3xy + 5y^2\right] = \frac{d}{dx}[10]$$

$$4x + 3x\frac{dy}{dx} + 3y + 10y\frac{dy}{dx} = 0$$

$$(3x+10y)\frac{dy}{dx} = -3y - 4x$$

$$\frac{dy}{dx} = -\frac{(3y+4x)}{(3x+10y)}$$

Now, $\frac{dy}{dx}$ at $(1, 1) = -\frac{3+4}{3+10}$

$$= -\frac{7}{13}$$

Example 5.39

If $\sin y = x \sin(a+y)$, then prove that $\frac{dy}{dx} = \frac{\sin^2(a+y)}{\sin a}$.

Solution

$\sin y = x \sin(a+y)$

$$x = \frac{\sin y}{\sin(a+y)}$$

Differentiating with respect to y,

$$\frac{dx}{dy} = \frac{\sin(a+y)\cos y - \sin y \cdot \cos(a+y)}{\sin^2(a+y)}$$

$$= \frac{\sin(a+y-y)}{\sin^2(a+y)}$$

$$= \frac{\sin a}{\sin^2(a+y)}$$

$$\therefore \frac{dy}{dx} = \frac{\sin^2(a+y)}{\sin a}$$

Exercise 5.6

1. Find $\frac{dy}{dx}$ for the following functions
   (i) $xy = \tan(xy)$
   (ii) $x^2 - xy + y^2 = 7$
   (iii) $x^3 + y^3 + 3axy = 1$
2. If $x\sqrt{1+y} + y\sqrt{1+x} = 0$ and $x \neq y$, then prove that $\frac{dy}{dx} = -\frac{1}{(x+1)^2}$
3. If $4x + 3y = \log(4x - 3y)$, then find $\frac{dy}{dx}$

5.3.4 Logarithmic differentiation

Some times, the function whose derivative is required involves products, quotients, and powers. For such cases, differentiation can be carried out more conveniently if we take logarithms and simplify before differentiation.

Example 5.40

Differentiate the following with respect to x.

(i) x^x (ii) $(\log x)^{\cos x}$

Solution

(i) Let $y = x^x$

Taking logarithm on both sides

$\log y = x \log x$

Differentiating with respect to x,

$$\frac{1}{y} \cdot \frac{dy}{dx} = x \cdot \frac{1}{x} + \log x \cdot 1$$

$$\frac{dy}{dx} = y[1 + \log x]$$

$$\therefore \frac{dy}{dx} = x^x[1 + \log x]$$

05_11th_BM-STAT_Ch-5-EM.indd 119 13-12-2022 10:26:28

(ii) Let $y = (\log x)^{\cos x}$

Taking logarithm on both sides

$\log y = \cos x \ \log(\log x)$

Differentiating with respect to x,

$$\frac{1}{y}\cdot\frac{dy}{dx} = \cos x \frac{1}{\log x}\cdot\frac{1}{x} + \left[\log(\log x)\right](-\sin x)$$

$$\frac{dy}{dx} = y\left[\frac{\cos x}{x\log x} - \sin x \ \log(\log x)\right]$$

$$= (\log x)^{\cos x}\left[\frac{\cos x}{x\log x} - \sin x \log(\log x)\right]$$

Example 5.41

If $x^y = e^{x-y}$, then prove that $\frac{dy}{dx} = \frac{\log x}{(1+\log x)^2}$

Solution

$x^y = e^{x-y}$

Taking logarithm on both sides,

$$y \log x = (x-y)$$

$$y(1+\log x) = x$$

$$y = \frac{x}{1+\log x}$$

Differentiating with respect to x

$$\frac{dy}{dx} = \frac{(1+\log x)(1) - x\left(0+\frac{1}{x}\right)}{(1+\log x)^2}$$

$$= \frac{\log x}{(1+\log x)^2}$$

Example 5.42

Differentiate: $\sqrt{\frac{(x-3)(x^2+4)}{3x^2+4x+5}}$

Solution

Let $y = \sqrt{\frac{(x-3)(x^2+4)}{3x^2+4x+5}}$

$$= \left[\frac{(x-3)(x^2+4)}{3x^2+4x+5}\right]^{\frac{1}{2}}$$

Taking logarithm on both sides,

$$\log y = \frac{1}{2}\left[\log(x-3) + \log(x^2+4) - \log(3x^2+4x+5)\right]$$

$\left[\because \log ab = \log a + \log b \text{ and } \log\frac{a}{b} = \log a - \log b\right]$

Differentiating with respect to x,

$$\frac{1}{y}\cdot\frac{dy}{dx} = \frac{1}{2}\left[\frac{1}{x-3} + \frac{2x}{x^2+4} - \frac{6x+4}{3x^2+4x+5}\right]$$

$$\frac{dy}{dx} = \frac{1}{2}\sqrt{\frac{(x-3)(x^2+4)}{3x^2+4x+5}}\left[\frac{1}{x-3} + \frac{2x}{x^2+4} - \frac{6x+4}{3x^2+4x+5}\right]$$

Exercise 5.7

1. Differentiate the following with respect to x,

   (i) $x^{\sin x}$ (ii) $(\sin x)^x$

   (iii) $(\sin x)^{\tan x}$

   (iv) $\sqrt{\frac{(x-1)(x-2)}{(x-3)(x^2+x+1)}}$

2. If $x^m \cdot y^n = (x+y)^{m+n}$, then show that $\frac{dy}{dx} = \frac{y}{x}$

5.3.5 Differentiation of parametric functions

If the variables x and y are functions of another variable namely t, then the functions are called a parametric functions. The variable t is called the parameter of the function.

If $x = f(t)$ and $y = g(t)$, then

$$\frac{dy}{dx} = \frac{dy/dt}{dx/dt}$$

05_11th_BM-STAT_Ch-5-EM.indd 120 13-12-2022 10:26:32

5.3.6 Differentiation of a function with respect to another function

Let $u = f(x)$ and $v = g(x)$ be two functions of x. The derivative of $f(x)$ with respect to $g(x)$ is given by the formula,

$$\frac{d(f(x))}{d(g(x))} = \frac{du/dx}{dv/dx}$$

Example 5.43

Find $\frac{dy}{dx}$ if

(i) $x = at^2, y = 2at$

(ii) $x = a\cos\theta,\ y = a\sin\theta$

Solution

(i) $x = at^2 \quad | \quad y = 2at$

$\frac{dx}{dt} = 2at \quad | \quad \frac{dy}{dt} = 2a$

$$\therefore \quad \frac{dy}{dx} = \frac{\frac{dy}{dt}}{\frac{dx}{dt}}$$

$$= \frac{2a}{2at}$$

$$= \frac{1}{t}$$

(ii) $x = a\cos\theta,\ y = a\sin\theta$

$\frac{dx}{d\theta} = -a\sin\theta \quad | \quad \frac{dy}{d\theta} = a\cos\theta$

$$\frac{dy}{dx} = \frac{\frac{dy}{d\theta}}{\frac{dx}{d\theta}}$$

$$= \frac{a\cos\theta}{-a\sin\theta}$$

$$= -\cot\theta$$

Example 5.44

If $x = a\theta$ and $y = \frac{a}{\theta}$, then prove that $\frac{dy}{dx} + \frac{y}{x} = 0$

Solution

$x = a\theta \quad | \quad y = \frac{a}{\theta}$

$\frac{dx}{d\theta} = a \quad | \quad \frac{dy}{d\theta} = \frac{-a}{\theta^2}$

$$\frac{dy}{dx} = \frac{\frac{dy}{d\theta}}{\frac{dx}{d\theta}}$$

$$= \frac{\left(\frac{-a}{\theta^2}\right)}{a}$$

$$= -\frac{1}{\theta^2}$$

$$= -\frac{y}{x}$$

i.e. $\frac{dy}{dx} + \frac{y}{x} = 0$

Aliter :

Take $xy = a\theta \cdot \frac{a}{\theta}$

$$xy = a^2$$

Differentiating with respect to x,

$$x\frac{dy}{dx} + y = 0$$

$$\frac{dy}{dx} + \frac{y}{x} = 0$$

Example 5.45

Differentiate $\frac{x^2}{1+x^2}$ with respect to x^2

Solution

Let $u = \frac{x^2}{1+x^2}$ and $v = x^2$

$\frac{du}{dx} = \frac{(1+x^2)(2x) - x^2(2x)}{(1+x^2)^2} \quad | \quad \therefore \frac{dv}{dx} = 2x$

$$= \frac{2x}{(1+x^2)^2}$$

05_11th_BM-STAT_Ch-5-EM.indd 121 13-12-2022 10:26:37

$$\frac{du}{dv} = \frac{\left(\frac{du}{dx}\right)}{\left(\frac{dv}{dx}\right)}$$

$$= \frac{\left[\frac{2x}{(1+x^2)^2}\right]}{2x}$$

$$= \frac{1}{(1+x^2)^2}$$

Exercise 5.8

1. Find $\frac{dy}{dx}$ of the following functions
   (i) $x = ct,\ y = \frac{c}{t}$
   (ii) $x = \log t,\ y = \sin t$
   (iii) $x = a\cos^3\theta,\ y = a\sin^3\theta$
   (iv) $x = a(\theta - \sin\theta),\ y = a(1 - \cos\theta)$
2. Differentiate $\sin^3 x$ with respect to $\cos^3 x$
3. Differentiate $\sin^2 x$ with respect to x^2

5.3.7 Successive differentiation

The process of differentiating the same function again and again is called successive differentiation.

(i) The derivative of y with respect to x is called the first order derivative and is denoted by $\frac{dy}{dx}$ (or) y_1 (or) $f'(x)$

(ii) If $f'(x)$ is differentiable, then the derivative of $f'(x)$ with respect to x is called the second order derivative and is denoted by $\frac{d^2y}{dx^2}$ (or) y_2 (or) $f''(x)$

(iii) Further $\frac{d^ny}{dx^n}$ (or) y_n (or) $f^{(n)}(x)$ is called n^{th} order derivative of the function $y = f(x)$

Remarks

(i) If $y = f(x)$, then
$$\frac{d^2y}{dx^2} = \frac{d}{dx}\left(\frac{dy}{dx}\right).$$
(ii) If $x = f(t)$ and $y = g(t)$, then
$$\frac{d^2y}{dx^2} = \frac{d}{dt}\left(\frac{dy}{dx}\right)\frac{dt}{dx}$$
$$= \frac{d}{dt}\left\{\frac{g'(t)}{f'(t)}\right\}\cdot\frac{dt}{dx}$$

Example 5.46

Find the second order derivative of the following functions with respect to x,

(i) $3\cos x + 4\sin x$
(ii) $x = at^2,\quad y = 2at$
(iii) $x\sin x$

Solution

(i) Let $y = 3\cos x + 4\sin x$

$y_1 = -3\sin x + 4\cos x$

$y_2 = -3\cos x - 4\sin x$

$y_2 = -(3\cos x + 4\sin x)$

$y_2 = -y$ (or) $y_2 + y = 0$

(ii) $x = at^2,\quad y = 2at$

$\frac{dx}{dt} = 2at \qquad \frac{dy}{dt} = 2a$

$$\frac{dy}{dx} = \frac{\left(\frac{dy}{dt}\right)}{\left(\frac{dx}{dt}\right)}$$

$$= \frac{1}{t}$$

Now, $$\frac{d^2y}{dx^2} = \frac{d}{dx}\left(\frac{dy}{dx}\right)$$

$$= \frac{d}{dt}\left(\frac{dy}{dx}\right)\frac{dt}{dx}$$

$$= \frac{d}{dt}\left(\frac{1}{t}\right)\cdot\frac{1}{2at}$$

05_11th_BM-STAT_Ch-5-EM.indd 122 13-12-2022 10:26:44

$$= -\frac{1}{t^2} \cdot \frac{1}{2at}$$

$$= -\frac{1}{2at^3}$$

(iii) $y = x \sin x$

$$\frac{dy}{dx} = x \cos x + \sin x$$

$$\frac{d^2y}{dx^2} = -x \sin x + \cos x + \cos x$$

$$= 2 \cos x - x \sin x$$

Example 5.47

If $y = A \sin x + B \cos x$, then prove that $y_2 + y = 0$

Solution

$$y = A \sin x + B \cos x$$

$$y_1 = A \cos x - B \sin x$$

$$y_2 = -A \sin x - B \cos x$$

$$y_2 = -y$$

$$y_2 + y = 0$$

Exercise 5.9

1. Find y_2 for the following functions

   (i) $y = e^{3x+2}$

   (ii) $y = \log x + a^x$

   (iii) $x = a \cos \theta$, $y = a \sin \theta$

   5YTZD

2. If $y = 500e^{7x} + 600e^{-7x}$, then show that $y_2 - 49y = 0$

3. If $y = 2 + \log x$, then show that $xy_2 + y_1 = 0$

4. If $y = a \cos mx + b \sin mx$, then show that $y_2 + m^2 y = 0$

5. If $y = (x + \sqrt{1+x^2})^m$, then show that $(1+x^2)y_2 + xy_1 - m^2 y = 0$

6. If $y = \sin(\log x)$, then show that $x^2 y_2 + xy_1 + y = 0$.

Exercise 5.10

Choose the correct answer

1. If $f(x) = x^2 - x + 1$, then $f(x+1)$ is

   (a) x^2 (b) x

   (c) 1 (d) $x^2 + x + 1$

2. If $f(x) = \begin{cases} x^2 - 4x & \text{if } x \geq 2 \\ x + 2 & \text{if } x < 2 \end{cases}$, then $f(5)$ is

   (a) -1 (b) 2

   (c) 5 (d) 7

3. If $f(x) = \begin{cases} x^2 - 4x & \text{if } x \geq 2 \\ x + 2 & \text{if } x < 2 \end{cases}$, then $f(0)$ is

   (a) 2 (b) 5

   (c) -1 (d) 0

4. If $f(x) = \frac{1-x}{1+x}$, $x > 1$, then $f(-x)$ is equal to

   (a) $-f(x)$ (b) $\frac{1}{f(x)}$

   (c) $-\frac{1}{f(x)}$ (d) $f(x)$

5. The graph of the line $y = 3$ is

   (a) Parallel to x-axis

   (b) Parallel to y-axis

   (c) Passing through the origin

   (d) Perpendicular to x-axis

6. The graph of $y = 2x^2$ is passing through

   (a) (0,0) (b) (2,1)

   (c) (2,0) (d) (0,2)

05_11th_BM-STAT_Ch-5-EM.indd 123 13-12-2022 10:26:50

7. The graph of $y = e^x$ intersect the y-axis at

(a) (0, 0) (b) (1, 0)
(c) (0, 1) (d) (1, 1)

8. The minimum value of the function $f(x)=|x|$ is

(a) 0 (b) −1
(c) +1 (d) $-\infty$

9. Which one of the following functions has the property $f(x)=f\left(\frac{1}{x}\right)$, provided $x \neq 0$

(a) $f(x)=\frac{x^2-1}{x}$

(b) $f(x)=\frac{1-x^2}{x}$

(c) $f(x) = x$

(d) $f(x)=\frac{x^2+1}{x}$

10. If $f(x)=2^x$ and $g(x) = \frac{1}{2^x}$, then $(fg)(x)$ is

(a) 1 (b) 0

(c) 4^x (d) $\frac{1}{4^x}$

11. Which of the following function is neither even nor odd?

(a) $f(x)=x^3+5$ (b) $f(x)=x^5$
(c) $f(x)=x^{10}$ (d) $f(x)=x^2$

12. $f(x)=-5$, for all $x \in R$ is a

(a) an identity function

(b) modulus function

(c) exponential function

(d) constant function

13. The range of $f(x)=|x|$, for all $x \in R$ is

(a) $(0, \infty)$ (b) $[0, \infty)$
(c) $(-\infty, \infty)$ (d) $[1, \infty)$

14. The graph of $f(x) = e^x$ is identical to that of

(a) $f(x)=a^x, a>1$

(b) $f(x)=a^x, a<1$

(c) $f(x)=a^x, 0<a<1$

(d) $y=ax+b, a \neq 0$

15. If $f(x)=x^2$ and $g(x) = 2x+1$, then $(fg)(0)$ is

(a) 0 (b) 2
(c) 1 (d) 4

16. $\lim\limits_{\theta \to 0} \frac{\tan\theta}{\theta}$ =

(a) 1 (b) ∞
(c) $-\infty$ (d) θ

17. $\lim\limits_{x \to 0} \frac{e^x-1}{x}$ =

(a) e (b) nx^{n-1}
(c) 1 (d) 0

18. For what value of x, $f(x)=\frac{x+2}{x-1}$ is not continuous?

(a) −2 (b) 1
(c) 2 (d) −1

19. If the function $f(x)$ is continuous at $x = a$, then $\lim\limits_{x \to a} f(x)$ is equal to

(a) $f(-a)$ (b) $f\left(\frac{1}{a}\right)$
(c) $2f(a)$ (d) $f(a)$

20. $\frac{d}{dx}\left(\frac{1}{x}\right)$ is equal to

(a) $-\frac{1}{x^2}$ (b) $-\frac{1}{x}$
(c) $\log x$ (d) $\frac{1}{x^2}$

05_11th_BM-STAT_Ch-5-EM.indd 124 13-12-2022 10:26:56

21. $\frac{d}{dx}(5e^x - 2\log x)$ is equal to

(a) $5e^x - \frac{2}{x}$

(b) $5e^x - 2x$

(c) $5e^x - \frac{1}{x}$

(d) $2\log x$

22. If $y = x$ and $z = \frac{1}{x}$,then $\frac{dy}{dz}$ =

(a) x^2 (b) 1

(c) $-x^2$ (d) $-\frac{1}{x^2}$

23. If $y = e^{2x}$,then $\frac{d^2y}{dx^2}$ at $x = 0$ is

(a) 4 (b) 9

(c) 2 (d) 0

24. If $y = \log x$,then y_2 =

(a) $\frac{1}{x}$ (b) $-\frac{1}{x^2}$

(c) $-\frac{2}{x^2}$ (d) e^2

25. $\frac{d}{dx}(a^x)$ =

(a) $\frac{1}{x\log_e a}$ (b) a^a

(c) $x\log_e a$ (d) $a^x \log_e a$

Miscellaneous Problems

1. If $f(x) = \frac{1}{2x+1}$, $x > -\frac{1}{2}$, then show that $f(f(x)) = \frac{2x+1}{2x+3}$.

2. Draw the graph of $y = 9 - x^2$

3. If $f(x) = \begin{cases} \frac{x-|x|}{x} & \text{if } x \neq 0 \\ 2 & \text{if } x = 0 \end{cases}$ then show that $\lim_{x\to 0} f(x)$ does not exist.

4. Evaluate: $\lim_{x\to 1} \frac{(2x-3)(\sqrt{x}-1)}{2x^2+x-3}$

5. Show that the function $f(x) = 2x - |x|$ is continuous at $x = 0$

6. Verify the continuity and differentiability of $f(x) = \begin{cases} 1-x & \text{if } x < 1 \\ (1-x)(2-x) & \text{if } 1 \le x \le 2 \\ 3-x & \text{if } x > 2 \end{cases}$ at $x = 1$ and $x = 2$

7. If $x^y = y^x$, then prove that $\frac{dy}{dx} = \frac{y}{x}\left(\frac{x\log y - y}{y\log x - x}\right)$

8. If $xy^2 = 1$, then prove that $2\frac{dy}{dx} + y^3 = 0$.

9. If $y = \tan x$, then prove that $y_2 - 2yy_1 = 0$.

10. If $y = 2\sin x + 3\cos x$, then show that $y_2 + y = 0$.

Summary

- Let A and B be two non empty sets, then a function f from A to B, associates every element of A to an unique element of B.
- $\lim_{x\to a} f(x)$ exists $\Leftrightarrow \lim_{x\to a^-} f(x) = \lim_{x\to a^+} f(x)$.
- For the function $f(x)$ and a real number a, $\lim_{x\to a} f(x)$ and $f(a)$ may not be the same.
- A function $f(x)$ is a continuous function at $x = a$ if only if $\lim_{x\to a} f(x) = f(a)$.
- A function $f(x)$ is continuous, if it is continuous at every point of its domain.
- If $f(x)$ and $g(x)$ are continuous on their common domain, then $f \pm g$, $f \cdot g$, kf (k is a constant) are continuous and if $g \neq 0$ then $\frac{f}{g}$ is also continuous.

05_11th_BM-STAT_Ch-5-EM.indd 125 13-12-2022 10:27:04

- $L[f'(c)] = \lim_{h \to 0} \frac{f(c-h)-f(c)}{-h}$ and $R[f'(c)] = \lim_{h \to 0} \frac{f(c+h)-f(c)}{h}$
- A function $f(x)$ is said to be differentiable at $x = c$ if and only if $L[f'(c)] = R[f'(c)]$.
- A function $f(x)$ is differentiable at $x = c$ if and only if $\lim_{x \to c} \frac{f(x)-f(c)}{x-c}$ exists finitely and denoted by $f'(c)$.
- Every differentiable function is continuous but, the converse is not necessarily true.
- If $y = f(x)$ then $\frac{d}{dx}\left(\frac{dy}{dx}\right)$ is called second order derivative of y with respect to x.
- If $x = f(t)$ and $y = g(t)$ then $\frac{d^2y}{dx^2} = \frac{d}{dx}\left\{\frac{g'(t)}{f'(t)}\right\}$ (or) $\frac{d^2y}{dx^2} = \frac{d}{dt}\left\{\frac{g'(t)}{f'(t)}\right\} \cdot \frac{dt}{dx}$

GLOSSARY (கலைச்சொற்கள்)	
Absolute constants	முழுமையான மாறிலிகள்
Algebric functions	இயற்கணித சார்புகள்
Arbitrary constants	தன்னிச்சை மாறிலிகள்
Chain rule	சங்கிலி விதி
Closed interval	மூடிய இடைவெளி
Constant	மாறிலி
Continuous	தொடர்ச்சி
Dependent variable	சார்ந்த மாறி
Derivative	வகையீடு
Domain	சார்பகம் / அரங்கம்
Explict	வெளிபடு
Exponential	அடுக்கு
Function	சார்பு
Identity	சமனி
Implict	உட்படு
Independent variable	சாரா மாறி
Interval	இடைவெளி
Left limit	இடக்கை எல்லை
Limit	எல்லை
Logarithmic	மடக்கை
Modulus	மட்டு
Neighbourhood	அண்மையகம்
Open interval	திறந்த இடைவெளி
Parametric functions	துணையலகு சார்புகள்
Range	வீச்சகம்
Right limit	வலக்கை எல்லை
Signum function	குறிச் சார்பு
Successive differentiation	தொடர் வகையிடல்
Transcendental functions	விஞ்சிய சார்புகள்
Variable	மாறி

05_11th_BM-STAT_Ch-5-EM.indd 126 13-12-2022 10:27:07

ICT Corner

Expected final outcomes

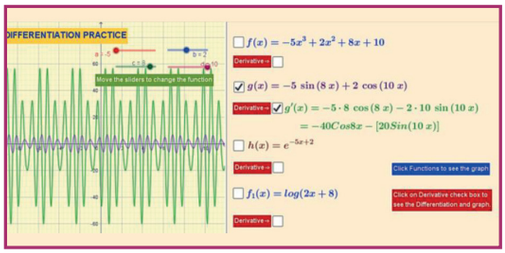

Step – 1

Open the Browser and type the URL given (or) Scan the QR Code.

GeoGebra Work book called "**11th BUSINESS MATHEMATICS and STATISTICS**" will appear. In this several work sheets for Business Maths are given, Open the worksheet named "**Elementary Differentiation**"

Step – 2

Elementary Differentiation and Functions page will open. Click on the function check boxes on the Right-hand side to see the respective graph. You can move the sliders a, b, c and d to change the co-efficient and work out the differentiation. Then click the Derivatives check box to see the answer and respective graphs

Step 1

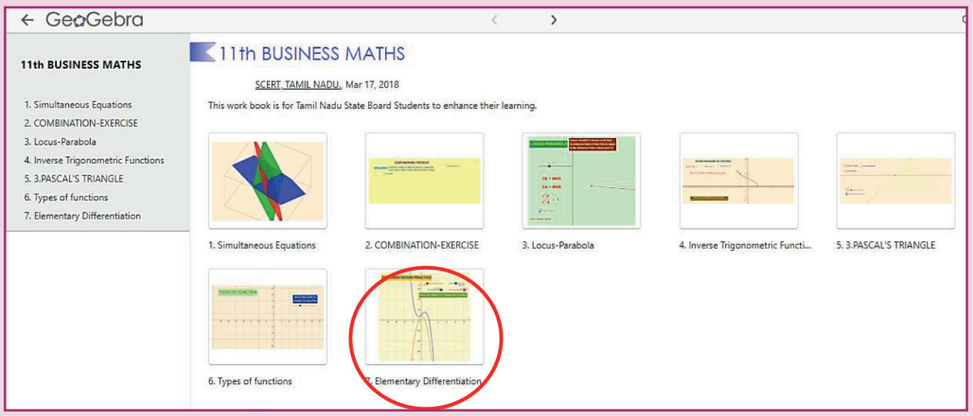

Step 2

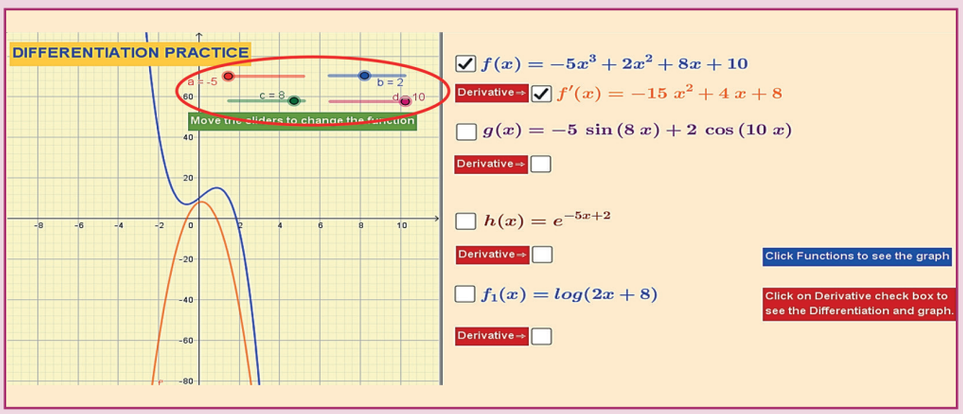

Browse in the link

11th Business Mathematics and Statistics: https://ggbm.at/qKj9gSTG (or) scan the QR Code

05_11th_BM-STAT_Ch-5-EM.indd 127 13-12-2022 10:27:07

Chapter 6

APPLICATIONS OF DIFFERENTIATION

Learning Objectives

After studying this chapter, the students will be able to understand

- the concepts of demand and supply
- meaning and uses of cost, revenue and profit function
- average and marginal concepts
- elasticity of demand and supply
- relationship among average revenue, marginal revenue and elasticity of demand
- application of increasing and decreasing functions
- application of maxima and minima
- concept of Economic Order Quantity
- concepts of partial differentiation
- applications of partial derivatives in Economics
- partial elasticities of demand

Introduction


Leonhard Euler

Modern economic theory is based on both differential and integral calculus. In economics, differential calculus is used to compute marginal cost, marginal revenue, maxima and minima, elasticities, partial elasticities and also enabling economists to predict maximum profit (or) minimum loss in a specific condition. In this chapter, we will study about some important concepts and applications of differentiation in business and economics.

R6NOV

Euler's theorem in Economics

If factors of production function are paid as factors times of their marginal productivities, then the total factor payment is equal to the degree of homogeneity times the production function.

6.1 Applications of Differentiation in Business and Economics

In an economic situation, consider the variables are price and quantity. Let p be the unit price in rupees and x be the production (output / quantity) of a commodity demanded by the consumer (or) supplied by the producer.

6.1.1 Demand, supply, cost, revenue and profit functions

Demand function

In a market, the quantity of a commodity demanded by the consumer depends on its price. If the price of the commodity increases, then the demand decreases and if the price of the commodity decreases, then the demand increases.

The relationship between the quantity and the unit price of a commodity demanded by consumer is called as **demand function**

06_11th_BM-STAT_Ch-6-EM.indd 128 13-12-2022 10:38:59

and is defined as $x = f(p)$ or $p = f(x)$, where $x > 0$ and $p > 0$.

Graph of the demand function, $\boldsymbol{x = f(p)}$

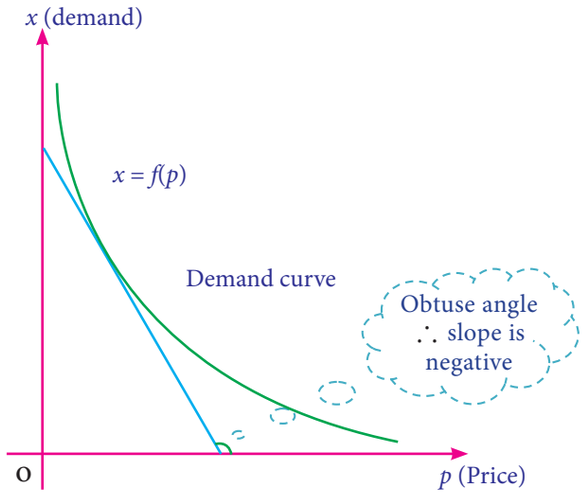

Fig : 6.1

DO YOU KNOW?

The "demand - price relationship" curve illustrates the negative relationship between price and quantity demanded.

Observations

(i) Price and quantity of the demand function are in inverse variation.

(ii) The graph of the demand function lies only in first quadrant.

(iii) Angle made by any tangent to the demand curve with respect to the positive direction of x – axis is always an obtuse angle.

(iv) Slope of the demand curve is negative(–ve).

Supply function

In a market, the quantity of a commodity supplied by producer depends on its price. If the price of the commodity increases, then quantity of supply increases and if the price of the commodity decreases, then quantity of supply decreases.

The relationship between the quantity and the unit price of a commodity supplied by producer is called as **supply function** and is defined as $x = g(p)$ or $p=g(x)$ where $x > 0$ and $p > 0$.

The graph of the supply function, $x= g(p)$

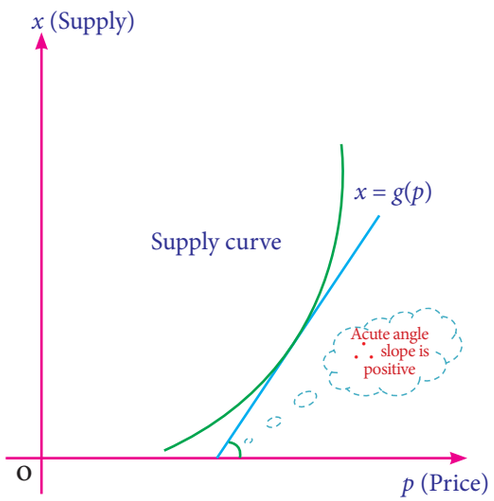

Fig : 6.2

DO YOU KNOW?

The "supply - price relationship" curve illustrates the positive relationship between price and quantity supplied.

Observations

(i) Price and quantity of the supply function are in direct variation.

(ii) The graph of supply function lies only in first quadrant.

06_11th_BM-STAT_Ch-6-EM.indd 129 13-12-2022 10:39:00

(iii) Angle made by any tangent to the supply curve with respect to positive direction of x – axis is always an acute angle.

(iv) Slope of the supply curve is positive (+ve).

DO YOU KNOW?

The law of demand / supply tells us the direction of change, but not the rate at which the change takes place.

Equilibrium Price

The price at which the demand for a commodity is equal to its supply is called as Equilibrium Price and is denoted by p_E.

Equilibrium Quantity

The quantity at which the demand for a commodity is equal to its supply is called as Equilibrium Quantity and is denoted by x_E.

NOTE

Usually the demand and supply functions are expressed as x in terms of p, so the equilibrium quantity is obtained either from the demand function (or) from the supply function by substituting the equilibrium price.

Equilibrium Point

The point of intersection of the demand and supply function (p_E, x_E) is called as equilibrium point.

Diagrammatical explanation of equilibrium price, equilibrium quantity and equilibrium point

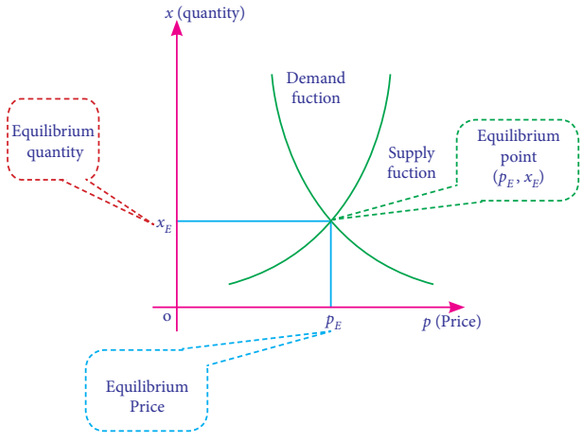

Fig: 6.3

Average and Marginal concepts

Usually, the variation in the dependent quantity 'y' with respect to the independent quantity 'x' can be described in terms of two concepts namely

(i) Average concept and
(ii) Marginal concept.

(i) Average concept

The average concept expressed as the variation of y over a whole range of x and is denoted by $\frac{y}{x}$.

(ii) Marginal concept

The marginal concept expressed as the instantaneous rate of change of y with respect to x and is denoted by $\frac{dy}{dx}$.

Remark:

If Δx be the small change in x and Δy be the corresponding change in y of the function $y=f(x)$, then

$$\frac{\Delta y}{\Delta x} = \frac{f\left(x+\Delta x\right) - f\left(x\right)}{\Delta x}$$

06_11th_BM-STAT_Ch-6-EM.indd 130 13-12-2022 10:39:00

Instantaneous rate of change of y with respect to x is defined as the limiting case of ratio of the change in y to the change in x.

i.e. $\frac{dy}{dx} = \lim_{\Delta x \to 0} \frac{\Delta y}{\Delta x} = \lim_{\Delta x \to 0} \frac{f(x+\Delta x) - f(x)}{\Delta x}$

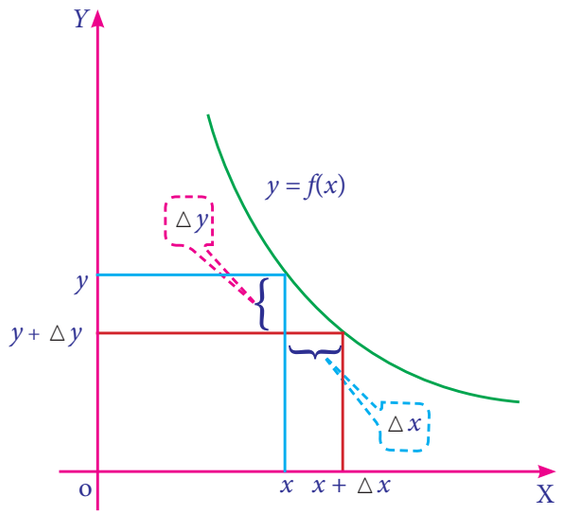

Fig : 6.4(a)

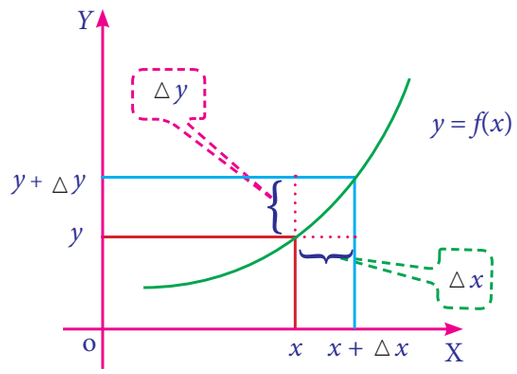

Fig : 6.4(b)

Cost function

The amount spent for the production of a commodity is called its cost function. Normally, total cost function [TC] consists of two parts.

(i) Variable cost; (ii) Fixed cost

Variable cost

Variable cost is the cost which varies almost in direct proportion to the volume of production.

Fixed cost

Fixed cost is the cost which does not vary directly with the volume of production.

If $f(x)$ be the variable cost and k be the fixed cost for production of x units, then total cost is $C(x) = f(x) + k$, $x > 0$.

NOTE

(i) Variable cost $f(x)$ is a single valued function.

(ii) Fixed cost k is independent of the level of output.

(iii) $f(x)$ does not contain constant term.

Some standard results

If $C(x) = f(x) + k$ be the total cost function, then

(i) Average cost:

$$AC = \frac{Total\ Cost}{Output} = \frac{C(x)}{x} = \frac{f(x)+k}{x}$$

(ii) Average variable cost:

$$AVC = \frac{Variable\ Cost}{Output} = \frac{f(x)}{x}$$

(iii) Average fixed cost:

$$AFC = \frac{Fixed\ Cost}{Output} = \frac{k}{x}$$

(iv) Marginal cost:

$$MC = \frac{dC}{dx} = \frac{d}{dx}[C(x)] = C'(x)$$

(v) Marginal average cost:

$$MAC = \frac{d}{dx}(AC)$$

(vi) Total cost:

TC = Average cost × output

(vi) Average cost [AC] is minimum, when $MC = AC$

Remark:

The marginal cost [MC] is approximately equal to the additional production cost of $(x+1)^{th}$ unit, when the production level is x units.

06_11th_BM-STAT_Ch-6-EM.indd 131 13-12-2022 10:39:01

Diagrammatical explanation of marginal cost [*MC*]

Marginal cost is the change in aggregate cost when the volume of production is increased or decreased by one unit.

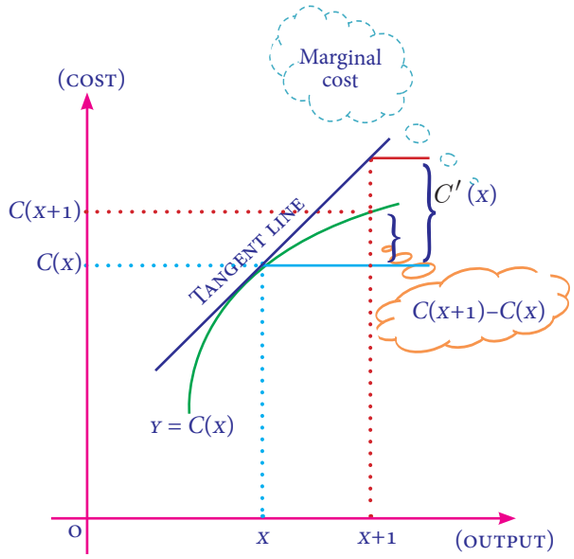

Fig: 6.5

Revenue function

Revenue is the amount realised on a commodity when it is produced and sold. If x is the number of units produced and sold and p is its unit price, then the total revenue function $R(x)$ is defined as $R(x) = px$, where x and p are positive.



The revenue increases when the Producer, supplies more quantity at a higher price.

Some standard results

If $R(x) = px$ be the revenue function, then

(i) Average revenue:

$$AR = \frac{Total\ Revenue}{Output} = \frac{R(x)}{x} = p$$

(ii) Marginal revenue:

$$MR = \frac{dR}{dx} = \frac{d}{dx}(R(x)) = R'(x)$$

(iii) Marginal average revenue:

$$MAR = \frac{d}{dx}(AR) = AR'(x)$$

Remarks:

(i) Average revenue [AR] and price [p] are the same. [i.e. $AR=p$]

(ii) The marginal revenue [MR] is approximately equal to the additional revenue made on selling of $(x+1)^{th}$ unit, when the sales level is x units.

Diagrammatical explanation of Marginal Revenue [*MR*]

Marginal revenue is the change in aggregate revenue when the volume of selling unit is increased by one unit.

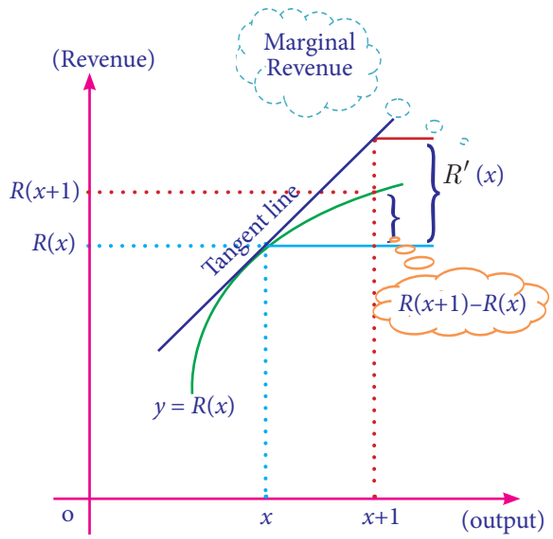

Fig : 6.6

Profit function

The excess of total revenue over the total cost of production is called the profit. If $R(x)$ is the total revenue and $C(x)$ is the total cost, then profit function $P(x)$ is defined as $P(x) = R(x) - C(x)$

06_11th_BM-STAT_Ch-6-EM.indd 132 13-12-2022 10:39:02

Some standard results

If $P(x) = R(x) - C(x)$ be the profit function, then

(i) Average profit:

$$AP = \frac{Total\ Profit}{Output} = \frac{P(x)}{x}$$

(ii) Marginal profit:

$$MP = \frac{dP}{dx} = \frac{d}{dx}(P(x)) = P'(x)$$

(iii) Marginal average profit:

$$MAP = \frac{d}{dx}(AP) = AP'(x)$$

(iv) Profit $[P(x)]$ is maximum when $MR = MC$

6.1.2 Elasticity

Elasticity 'η' of the function $y = f(x)$ at a point x is defined as the limiting case of ratio of the relative change in y to the relative change in x.

$$\therefore \quad \eta = \frac{E_y}{E_x} = \lim_{\Delta x \to 0} \frac{\frac{\Delta y}{y}}{\frac{\Delta x}{x}} = \frac{\frac{dy}{y}}{\frac{dx}{x}}$$

$$\Rightarrow \quad \eta = \frac{x}{y} \cdot \frac{dy}{dx}$$

DO YOU NOW?

$$\eta = \frac{\frac{dy}{dx}}{\frac{y}{x}} = \frac{\text{Marginal quantity of } y \text{ with respect to } x}{\text{Average quantity of } y \text{ with respect to } x}$$

(i) Price elasticity of demand

Price elasticity of demand is the degree of responsiveness of quantity demanded to a change in price.

If x is demand and p is unit price of the demand function $x = f(p)$, then the elasticity of demand with respect to the price is defined as $\eta_d = -\frac{p}{x} \cdot \frac{dx}{dp}$.

(ii) Price elasticity of supply :

Price elasticity of supply is the degree of responsiveness of quantity supplied to a change in price.

If x is supply and p is unit price of the supply function $x = g(p)$, then the elasticity of supply with respect to the price is defined as $\eta_s = \frac{p}{x} \cdot \frac{dx}{dp}$.

NOTE

"price elasticity" is shortly called as "elasticity".

Some important results on price elasticity

(i) If $|\eta| > 1$, then the quantity demand or supply is said to be elastic.

(ii) If $|\eta| = 1$, then the quantity demand or supply is said to be unit elastic.

(iii) If $|\eta| < 1$, then the quantity demand or supply is said to be inelastic.

Remarks:

(i) Elastic : A quantity demand or supply is elastic when its quantity responds greatly to changes in its price. **Example: Cosumption of onion and its price.**

(ii) Inelastic: A quantity demand or supply is inelastic when its quantity responds very little to changes in its price. **Example: Consumption of rice and its price.**

(iii) Unit elastic : A quantity demand or supply is unit elastic when its quantity responds as the same ratio as changes in its price.

06_11th_BM-STAT_Ch-6-EM.indd 133 13-12-2022 10:39:04

DO YOU KNOW?

Elasticity is predominantly used to assess the change in consumer demand as a result of a change in price.

Relationship among Marginal revenue [MR], Average revenue [AR] and Elasticity of demand[η_d].

We know that $R(x)=px$

i.e., $R = px$

and $\eta_d = -\frac{p}{x}\cdot\frac{dx}{dp}$

Now, MR $= \frac{d}{dx}(R)$

$= \frac{d}{dx}(px)$

$= p + x\frac{dp}{dx}$

$= p\left[1+\frac{x}{p}\cdot\frac{dp}{dx}\right]$

$= p\left[1+\frac{1}{\frac{p}{x}\cdot\frac{dx}{dp}}\right]$

$= p\left[1-\frac{1}{-\frac{p}{x}\cdot\frac{dx}{dp}}\right]$

$= p\left[1-\frac{1}{\eta_d}\right]$

i.e. $MR = AR\left[1-\frac{1}{\eta_d}\right]$ (or)

$\eta_d = \frac{AR}{AR-MR}$

Example 6.1

The total cost function for the production of x units of an item is given by $C(x)=\frac{1}{3}x^3+4x^2-25x+7$.

Find

(i) Average cost function

(ii) Average variable cost function

(iii) Average fixed cost function

(iv) Marginal cost function and

(v) Marginal Average cost function

Solution:

$C(x)=\frac{1}{3}x^3+4x^2-25x+7$

(i) Average cost:

$AC=\frac{C}{x}=\frac{1}{3}x^2+4x-25+\frac{7}{x}$

(ii) Average variable cost:

$AVC=\frac{f(x)}{x}=\frac{1}{3}x^2+4x-25$

(iii) Average fixed cost:

$AFC=\frac{k}{x}=\frac{7}{x}$

(iv) Marginal cost:

$MC=\frac{dC}{dx}$ (or) $\frac{d}{dx}(C(x))$

$=\frac{d}{dx}\left[\frac{1}{3}x^3+4x^2-25x+7\right]$

$=x^2+8x-25$

(v) Marginal Average cost:

$MAC=\frac{d}{dx}[AC]=\frac{d}{dx}\left[\frac{1}{3}x^2+4x-25+\frac{7}{x}\right]$

$=\frac{2}{3}x+4-\frac{7}{x^2}$

Example 6.2

The total cost C in Rupees of making x units of a product is $C(x)=50+4x+3\sqrt{x}$. Find the marginal cost of the product at 9 units of output.

Solution:

$C(x)=50+4x+3\sqrt{x}$

Marginal cost $(MC)=\frac{dC}{dx}=\frac{d}{dx}[C(x)]$

06_11th_BM-STAT_Ch-6-EM.indd 134 13-12-2022 10:39:06

$= \frac{d}{dx}\left[50 + 4x + 3\sqrt{x}\right] = 4 + \frac{3}{2\sqrt{x}}$

When $x = 9$, $\frac{dC}{dx} = 4 + \frac{3}{2\sqrt{9}} = 4\frac{1}{2}$ (or) ₹ 4.50

$\therefore$ MC is ₹ 4.50 , when the level of output is 9 units.

Example 6.3

Find the equilibrium price and equilibrium quantity for the following demand and supply functions.

Demand : $x = \frac{1}{2}(5 - p)$ and Supply : $x = 2p$–3.

Solution:

At equilibrium, demand = supply

$\Rightarrow \quad \frac{1}{2}(5 - p) = 2p$–3

5–$p = 4p - 6$

$\Rightarrow p = \frac{11}{5}$

$\therefore$ Equilibrium price: $p_E =$ ₹ $\frac{11}{5}$

Now, put $p = \frac{11}{5}$ in $x = 2p - 3$

We get, $x = 2\left(\frac{11}{5}\right) - 3 = \frac{7}{5}$

$\therefore$ Equilibrium quantity: $x_E = \frac{7}{5}$ units.

Example 6.4

For the demand function $x = \frac{20}{p+1}$, p > 0, find the elasticity of demand with respect to price at a point p = 3. Examine whether the demand is elastic at p = 3.

Solution:

$x = \frac{20}{p+1}$

$\frac{dx}{dp} = \frac{-20}{(p+1)^2}$

Elasticity of demand: $\eta_d = -\frac{p}{x} \cdot \frac{dx}{dp}$

$= -\frac{p}{\left(\frac{20}{(p+1)}\right)} \cdot \frac{-20}{(p+1)^2} = \frac{p}{p+1}$

When p=3, $\eta_d = \frac{3}{4}$ (or) 0.75

Here $|\eta_d| < 1$

$\therefore$ demand is inelastic.

Example 6.5

Find the elasticity of supply for the supply function $x = 2p^2 - 5p + 1$, p> 3.

Solution:

$x = 2p^2 - 5p + 1$

$\frac{dx}{dp} = 4p - 5$

Elasticity of supply: $\eta_s = \frac{p}{x} \cdot \frac{dx}{dp}$

$= \frac{p}{2p^2 - 5p + 1} \cdot (4p - 5) = \frac{4p^2 - 5p}{2p^2 - 5p + 1}$

Example 6.6

If $y = \frac{2x+1}{3x+2}$, then obtain the elasticity at $x = 1$.

Solution:

$y = \frac{2x+1}{3x+2}$

$\frac{dy}{dx} = \frac{(3x+2)(2) - (2x+1)(3)}{(3x+2)^2} = \frac{1}{(3x+2)^2}$

Elasticity: $\eta = \frac{x}{y} \cdot \frac{dy}{dx} = \frac{x}{\left(\frac{2x+1}{3x+2}\right)} \cdot \frac{1}{(3x+2)^2}$

$= \frac{x}{(2x+1)(3x+2)}$

When $x = 1$, $\eta = \frac{1}{15}$

Example 6.7

A demand function is given by $xp^n = k$ where n and k are constants. Prove that elasticity of demand is always constant.

06_11th_BM-STAT_Ch-6-EM.indd 135 13-12-2022 10:39:25

Solution:

$xp^n = k \Rightarrow x = kp^{-n}$

$\frac{dx}{dp} = -nkp^{-n-1}$

Elasticity of demand : $\eta_d = -\frac{p}{x} \cdot \frac{dx}{dp}$

$= -\frac{p}{kp^{-n}}(-nkp^{-n-1}) = n$, which is a constant.

Example 6.8

For the given demand function $p = 40 - x$, find the output when $\eta_d = 1$

Solution:

$p = 40 - x \Rightarrow x = 40 - p$

$\frac{dx}{dp} = -1$

Elasticity of demand: $\eta_d = -\frac{p}{x} \cdot \frac{dx}{dp} = \frac{40 - x}{x}$

Given that $\eta_d = 1$

$\therefore \frac{40 - x}{x} = 1 \Rightarrow x = 20$

$\therefore$ output(x) $= 20$ units.

Example 6.9

Find the elasticity of demand in terms of x for the demand law $p = (a - bx)^{\frac{1}{2}}$. Also find the output$(x)$ when elasticity of demand is unity.

Solution:

$p = (a - bx)^{\frac{1}{2}}$.

Differentiating with respect to the price 'p', we get $1 = \frac{1}{2}(a - bx)^{\frac{-1}{2}}(-b) \cdot \frac{dx}{dp}$

$\therefore \frac{dx}{dp} = \frac{2(a - bx)^{\frac{1}{2}}}{-b}$

Elasticity of demand: $\eta_d = -\frac{p}{x} \cdot \frac{dx}{dp}$

$= -\frac{(a - bx)^{\frac{1}{2}}}{x} \cdot \frac{2(a - bx)^{\frac{1}{2}}}{-b} = \frac{2(a - bx)}{bx}$

When $\eta_d = 1$, $\frac{2(a - bx)}{bx} = 1$

$2(a - bx) = bx \Rightarrow$ output$(x) = \frac{2a}{3b}$ units.

Example 6.10

Verify the relationship of elasticity of demand, average revenue and marginal revenue for the demand law $p = 50 - 3x$.

Solution:

$p = 50 - 3x$

$\frac{dp}{dx} = -3 \Rightarrow \frac{dx}{dp} = -\frac{1}{3}$

Elasticity of demand: $\eta_d = -\frac{p}{x} \cdot \frac{dx}{dp}$

$= -\frac{50 - 3x}{x}\left(-\frac{1}{3}\right) = \frac{50 - 3x}{3x}$ ... (1)

Now, Revenue: $R = px$

$= (50 - 3x)x = 50x - 3x^2$

Average revenue: $AR = p = 50 - 3x$

Marginal revenue: $MR = \frac{dR}{dx} = 50 - 6x$

$\therefore \frac{AR}{AR - MR} = \frac{50 - 3x}{(50 - 3x) - (50 - 6x)}$

$= \frac{50 - 3x}{3x}$ ... (2)

From (1) and (2), we get

$\eta_d = \frac{AR}{AR - MR}$, Hence verified.

Example 6.11

Find the elasticity of supply for the supply law $x = \frac{p}{p + 5}$ when $p = 20$ and interpret your result.

Solution:

$x = \frac{p}{p + 5}$

06_11th_BM-STAT_Ch-6-EM.indd 136 13-12-2022 10:39:42

$$\frac{dx}{dp} = \frac{(p+5)-p}{(p+5)^2} = \frac{5}{(p+5)^2}$$

Elasticity of supply: $\eta_s = \frac{p}{x} \cdot \frac{dx}{dp}$

$$= (p+5)\frac{5}{(p+5)^2} = \frac{5}{p+5}$$

When $p = 20$, $\eta_s = \frac{5}{20+5} = 0.2$

Interpretation:

- If the price increases by 1% from $p = ₹\ 20$, then the quantity of supply increases by 0.2% approximately.
- If the price decreases by 1% from $p = ₹\ 20$, then the quantity of supply decreases by 0.2% approximately.

Example 6.12

For the cost function $C = 2x\left(\frac{x+5}{x+2}\right)+7$, prove that marginal cost (MC) falls continuously as the output x increases.

Solution:

$$C = 2x\left(\frac{x+5}{x+2}\right)+7 = \frac{2x^2+10x}{x+2}+7$$

Marginal cost:

$$MC = \frac{dC}{dx} = \frac{d}{dx}\left[\frac{2x^2+10x}{x+2}+7\right]$$

$$= \frac{(x+2)(4x+10)-(2x^2+10x)}{(x+2)^2}$$

$$= \frac{2(x^2+4x+10)}{(x+2)^2} = \frac{2\left[(x+2)^2+6\right]}{(x+2)^2}$$

$$= 2\left[1+\frac{6}{(x+2)^2}\right]$$

$\Rightarrow$ as x increases, MC decreases.

Hence proved.

Example 6.13

$\overline{C} = 0.05x^2 + 16 + \frac{100}{x}$ is the manufacturer's average cost function. What is the marginal cost when 50 units are produced and interpret your result.

Solution:

Total cost: $C = AC \times x = \overline{C} \times x$

$$= 0.05x^3 + 16x + 100$$

Marginal cost: $MC = \frac{dC}{dx} = 0.15x^2 + 16$

$$\left(\frac{dC}{dx}\right)_{x=50} = 0.15(50)^2 + 16$$

$$= 375 + 16 = ₹\ 391$$

Interpretation:

If the production level is increased by one unit from $x = 50$, then the cost of additional unit is approximately equal to ₹ 391.

Example 6.14

For the function $y = x^3 + 19$, find the values of x when its marginal value is equal to 27.

Solution:

$y = x^3 + 19$

$\frac{dy}{dx} = 3x^2$ ... (1)

$\frac{dy}{dx} = 27$ ... (2) [Given]

From (1) and (2), we get

$3x^2 = 27 \Rightarrow x = \pm 3$

Example 6.15

The demand function for a commodity is $p = \frac{4}{x}$, where p is unit price. Find the instantaneous rate of change of demand with respect to price at $p = 4$. Also interpret your result.

06_11th_BM-STAT_Ch-6-EM.indd 137 13-12-2022 10:39:56

Solution:

$p = \frac{4}{x} \Rightarrow x = \frac{4}{p}$

$\therefore \frac{dx}{dp} = -\frac{4}{p^2}$

At $p = 4$, $\frac{dx}{dp} = -\frac{1}{4} = -0.25$

$\therefore$ Rate of change of demand with respect to the price at $p =$ ₹ 4 is -0.25.

Interpretation:

When the price increases by 1% from the level of $p =$ ₹ 4, the demand decreases (falls) by 0.25%.

Example 6.16

The demand and the cost function of a firm are $p = 497 - 0.2x$ and $C = 25x + 10000$ respectively. Find the output level and price at which the profit is maximum.

Solution:

We know that profit[P(x)] is maximum when marginal revenue [MR] = marginal cost [MC].

Revenue: $R = px$

$= (497 - 0.2x)x = 497x - 0.2x^2$

$MR = \frac{dR}{dx} = 497 - 0.4x$

Cost: $C = 25x + 10000$

$\therefore MC = 25$

$MR = MC \Rightarrow 497 - 0.4x = 25$

$\Rightarrow 472 - 0.4x = 0$

$\Rightarrow x = 1180$ units.

Now, $p = 497 - 0.2x$

at $x = 1180$, $p = 497 - 0.2(1180) =$ ₹ 261.

Example 6.17

The cost function of a firm is $C = \frac{1}{3}x^3 - 3x^2 + 9x$. Find the level of output ($x > 0$) when average cost is minimum.

Solution:

We know that average cost [AC] is minimum when average cost [AC] = marginal cost [MC].

Cost: $C = \frac{1}{3}x^3 - 3x^2 + 9x$

$\therefore AC = \frac{1}{3}x^2 - 3x + 9$ and $MC = x^2 - 6x + 9$

Now, $AC = MC \Rightarrow \frac{1}{3}x^2 - 3x + 9 = x^2 - 6x + 9$

$\Rightarrow 2x^2 - 9x = 0 \Rightarrow x = \frac{9}{2}$ units. [$\because x > 0$]

Exercise 6.1

1. A firm produces x tonnes of output at a total cost of $C(x) = \frac{1}{10}x^3 - 4x^2 - 20x + 7$. Find the
   (i) average cost function
   (ii) average variable cost function
   (iii) average fixed cost function
   (iv) marginal cost function and
   (v) marginal average cost function.
2. The total cost of x units of output of a firm is given by $C = \frac{2}{3}x + \frac{35}{2}$. Find the
   (i) cost, when output is 4 units
   (ii) average cost, when output is 10 units
   (iii) marginal cost, when output is 3 units
3. Revenue function 'R' and cost function 'C' are $R = 14x - x^2$ and $C = x\left(x^2 - 2\right)$. Find the (i) average cost function (ii) marginal cost function, (iii) average revenue function and (iv) marginal revenue function.
4. If the demand law is given by $p = 10e^{-\frac{x}{2}}$, then find the elasticity of demand.

06_11th_BM-STAT_Ch-6-EM.indd 138 13-12-2022 10:40:02

5. Find the elasticity of demand in terms of x for the following demand laws and also find the output (x), when the elasticity is equal to unity

   (i) $p=(a-bx)^2$ (ii) $p=a-bx^2$

6. Find the elasticity of supply for the supply function $x=2p^2+5$ when p=3

7. The demand curve of a commodity is given by $p=\frac{50-x}{5}$, find the marginal revenue for any output x and also find marginal revenue at $x=0$ and $x=25$?

8. The supply function of certain goods is given by $x=a\sqrt{p-b}$ where p is unit price, a and b are constants with $p>b$. Find the elasticity of supply at $p=2b$.

9. Show that $MR=p\left[1-\frac{1}{\eta_d}\right]$ for the demand function $p=400-2x-3x^2$ where p is unit price and x is quantity demand.

10. For the demand function $p=550-3x-6x^2$ where x is quantity demand and p is unit price. Show that $MR=p\left[1-\frac{1}{\eta_d}\right]$

11. For the demand function $x=\frac{25}{p^4}$, $1\le p\le 5$, determine the elasticity of demand.

12. The demand function of a commodity is $p=200-\frac{x}{100}$ and its cost is $C=40x+120$ where p is a unit price in rupees and x is the number of units produced and sold. Determine (i) profit function (ii) average profit at an output of 10 units (iii) marginal profit at an output of 10 units and (iv) marginal average profit at an output of 10 units.

13. Find the values of x, when the marginal function of $y=x^3+10x^2-48x+8$ is twice the x.

14. The total cost function y for x units is given by $y=3x\left(\frac{x+7}{x+5}\right)+5$. Show that the marginal cost [MC] decreases continuously as the output (x) increases.

15. Find the price elasticity of demand for the demand function $x=10-p$ where x is the demand and p is the price. Examine whether the demand is elastic, inelastic or unit elastic at $p=6$.

16. Find the equilibrium price and equilibrium quantity for the following functions.

    Demand: $x=100-2p$ and supply: $x=3p-50$

17. The demand and cost functions of a firm are $x=6000-30p$ and $C=72000+60x$ respectively. Find the level of output and price at which the profit is maximum.

18. The cost function of a firm is $C=x^3-12x^2+48x$. Find the level of output $(x>0)$ at which average cost is minimum.

6.2 Maxima and Minima

We are using maxima and minima in our daily life as well as in every field such as chemistry, physics, engineering and in economics etc.,

In particular, we can use maxima and minima

(i) To maximize the beneficial values like profit, efficiency, output of a company etc.,

06_11th_BM-STAT_Ch-6-EM.indd 139 13-12-2022 10:40:10

(ii) To minimize the negative values like, expenses, efforts etc.,

(iii) Used in the study of inventory control, economic order quantity etc.

6.2.1 Increasing and decreasing functions

Before learning the concept of maxima and minima, we will study the nature of the curve of a given function using derivative.

(i) Increasing function

A function $f(x)$ is said to be increasing function in the interval $[a,b]$ if

$$x_1 < x_2 \Rightarrow f\left(x_1\right) \leq f\left(x_2\right) \text{ for all } x_1, x_2 \in \left[a,b\right]$$

A function $f(x)$ is said to be strictly increasing in $[a,b]$ if

$$x_1 < x_2 \Rightarrow f\left(x_1\right) < f\left(x_2\right) \text{ for all } x_1, x_2 \in \left[a,b\right]$$

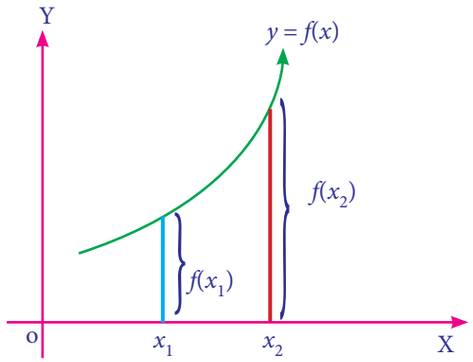

$x_1 < x_2 \Rightarrow f(x_1) < f(x_2)$

Strictly increasing function

Fig: 6.7

(ii) Decreasing function

A function $f(x)$ is said to be decreasing function in $[a, b]$ if

$$x_1 < x_2 \Rightarrow f\left(x_1\right) \geq f\left(x_2\right) \text{ for all } x_1, x_2 \in \left[a,b\right]$$

A function $f(x)$ is said to be strictly decreasing function in $[a,b]$ if

$$x_1 < x_2 \Rightarrow f\left(x_1\right) > f\left(x_2\right) \text{ for all } x_1, x_2 \in \left[a,b\right]$$

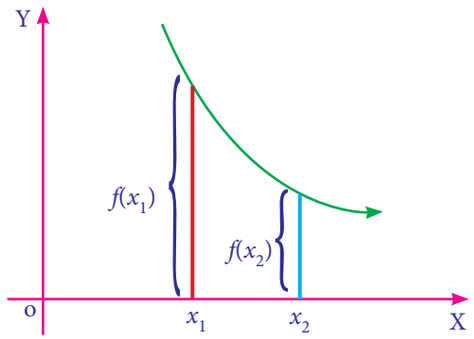

$x_1 < x_2 \Rightarrow f(x_1) > f(x_2)$

Strictly decreasing function

Fig: 6.8

NOTE

A function is said to be monotonic function if it is either an increasing function or a decreasing function.

Derivative test for increasing and decreasing function

Theorem: 6.1 (Without Proof)

Let $f(x)$ be a continuous function on $[a,b]$ and differentiable on the open interval (a,b), then

(i) $f(x)$ is increasing in $[a, b]$ if $f'\left(x\right) \geq 0$

(ii) $f(x)$ is decreasing in $[a, b]$ if $f'\left(x\right) \leq 0$

Remarks:

(i) $f(x)$ is strictly increasing in (a,b) if $f'\left(x\right) > 0$ for every $x \in \left(a,b\right)$

(ii) $f(x)$ is strictly decreasing in (a,b) if $f'\left(x\right) < 0$ for every $x \in \left(a,b\right)$

(iii) $f(x)$ is said to be a constant function if $f'\left(x\right) = 0$

6.2.2 Stationary Value of a function

Let $f(x)$ be a continuous function on $[a, b]$ and differentiable in (a, b). $f(x)$ is said to be stationary at $x = a$ if $f'(a)=0$.

06_11th_BM-STAT_Ch-6-EM.indd 140 13-12-2022 10:40:11

The stationary value of $f(x)$ is $f(a)$. The point $(a,f(a))$ is called stationary point.

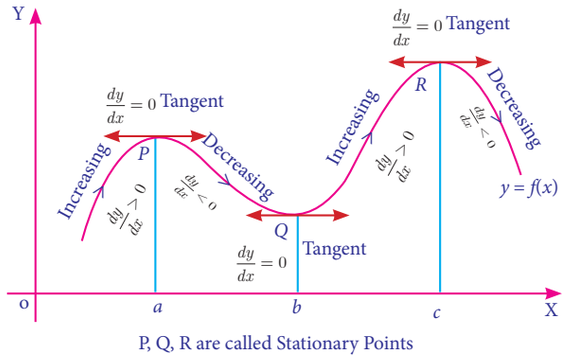

P, Q, R are called Stationary Points

Fig: 6.9

In figure 6.9 the function $y = f(x)$ has stationary at $x = a$,$x = b$ and $x = c$.

At these points, $\frac{dy}{dx} = 0$. The tangents at these points are parallel to x – axis.

NOTE

By drawing the graph of any function related to economics data, we can study the trend of the business related to the function and therefore, we can predict or forecast the business trend.

Example 6.18

Show that the function $f(x) = x^3 - 3x^2 + 4x, x \in R$ is strictly increasing function on R.

Solution :

$f(x) = x^3 - 3x^2 + 4x, x \in R$

$f'(x) = 3x^2-6x+4$

$= 3x^2-6x+3+1$

$= 3(x-1)^2+1 > 0$, for all $x \in R$

Therefore, the function f is strictly increasing on $(-\infty,\infty)$.

Example 6.19

Find the interval in which the function $f(x)=x^2-4x+6$ is strictly increasing and strictly decreasing.

Solution:

Given that $f(x) = x^2-4x+6$

Differentiate with respect to x,

$f'(x) = 2x-4$

When $f'(x) = 0 \Rightarrow 2x-4=0 \Rightarrow x = 2$.

Then the real line is divided into two intervals namely $(-\infty,2)$ and $(2,\infty)$



Fig :6.10

[To choose the sign of $f'(x)$ choose any values for x from the intervals ans substitute in $f'(x)$ and get the sign.]

Interval	Sign of $f'(x) = 2x - 4$	Nature of the function
$(-\infty, 2)$	< 0	$f(x)$ is strictly decreasing in $(-\infty, 2)$
$(2, \infty)$	> 0	$f(x)$ is strictly increasing in $(2, \infty)$

Table: 6.1

Example 6.20

Find the intervals in which the function f given by $f(x)=4x^3-6x^2-72x+30$ is increasing or decreasing.

Solution :

$f(x) = 4x^3-6x^2-72x+30$

$f'(x) = 12x^2-12x-72$

$= 12(x^2-x-6)$

$= 12(x-3)(x+2)$

$f'(x) = 0 \Rightarrow 12(x-3)(x+2)=0$

$x = 3$ (or) $x = -2$

$f(x)$ has stationary at $x = 3$ and at $x = -2$.

06_11th_BM-STAT_Ch-6-EM.indd 141 13-12-2022 10:40:12

These points divides the whole interval into three intervals namely $(-\infty,-2),(-2,3)$ and $(3,\infty)$.



Fig : 6.11

Interval	Sign of $f'(x)$	Intervals of increasing/ decreasing
$(-\infty, -2)$	$(-)(-) > 0$	Increasing in $(-\infty, -2]$
$(-2, 3)$	$(-)(+) < 0$	Decreasing in $[-2, 3]$
$(3, \infty)$	$(+)(+) > 0$	Increasing in $[3, \infty)$

Table: 6.2

Example 6.21

Find the stationary value and the stationary points $f(x)=x^2+2x-5$.

Solution:

Given that $f(x)= x^2 + 2x - 5$ … (1)

$f'(x) = 2x + 2$

At stationary points, $f'(x) = 0$

$\Rightarrow 2x + 2 = 0 \Rightarrow x = -1$

$f(x)$ has stationary value at $x = -1$

When $x = -1$, from (1)

$f(-1) = (-1)^2+2(-1)-5 = -6$

Stationary value of $f(x)$ is -6

Hence stationary point is $(-1,-6)$

Example 6.22

Find the stationary values and stationary points for the function: $f(x)=2x^3+9x^2+12x+1$.

Solution :

Given that $f(x) = 2x^3+9x^2+12x+1$.

$f'(x) = 6x^2+18x+12$

$= 6(x^2+3x+2) = 6(x+2)(x+1)$

$f'(x) = 0 \Rightarrow 6(x+2)(x+1) = 0$

$\Rightarrow x + 2 = 0$ (or) $x + 1 = 0$.

$\Rightarrow x = -2$ (or) $x = -1$

$f(x)$ has stationary points at $x = -2$ and $x = -1$

Stationary values are obtained by putting $x = -2$ and $x = -1$.

When $x = -2, f(-2)=2(-8)+9(4)+12(-2)+1= -3$

When $x= -1, f(-1)= 2(-1)+9(1)+12(-1)+1=-4$

The stationary points are $(-2,-3)$ and $(-1,-4)$.

Example 6.23

The profit function of a firm in producing x units of a product is given by $P(x)=\frac{x^3}{3}+x^2+x$. Check whether the firm is running a profitable business or not.

Solution:

$P(x) = \frac{x^3}{3}+x^2+x.$

$P'(x) = x^2+2x+1=(x+1)^2$

It is clear that $P'(x)>0$ for all x.

$\therefore$ The firm is running a profitable business.

IMPORTANT NOTE

Let $R(x)$ and $C(x)$ are revenue function and cost function respectively when x units of commodity is produced. If $R(x)$ and $C(x)$ are differentiable for all $x > 0$, then $P(x) = R(x) - C(x)$ is maximized when Marginal Revenue = Marginal cost. i.e. when $R'(x)=C'(x)$ profit is maximum at its stationary point.

Example 6.24

Given $C(x)=\frac{x^2}{6}+5x+200$ and $p(x) = 40-x$ are the cost price and selling price when x units of commodity are produced. Find the level of the production that maximize the profit.

06_11th_BM-STAT_Ch-6-EM.indd 142 13-12-2022 10:40:12

Solution:

Given $C(x)=\frac{x^2}{6}+5x+200$ … (1)

and $p(x) = 40-x$ …(2)

Profit is maximized when,
marginal revenue = marginal cost.

(i.e) $R'(x) = C'(x)$

$= \frac{x}{3}+5$

$R = p \cdot x$

$= 40x- x^2$

$R'(x) = 40-2x$

Hence $40-2x=\frac{x}{3}+5$

$x = 15$

At $x = 15$, the profit is maximum.

6.2.3 Local and Global (Absolute) Maxima and Minima

Definition 6.1

Local Maximum and local Minimum

A function f has a local maximum (or relative maximum) at c if there is an open interval (a,b) containing c such that $f(c) \geq f(x)$ for every $x \in (a,b)$.

Similarly, f has a local minimum at c if there is an open interval (a,b) containing c such that $f(c) \leq f(x)$ for every $x \in (a,b)$.

Definition 6.2

Absolute maximum and absolute minimum

A function f has an **absolute maximum** at c if $f(c) \geq f(x)$ for all x in domain of f. The number $f(c)$ is called maximum value of f in the domain. Similarly f has an **absolute minimum** at c if $f(c) \leq f(x)$ for all x in domain of f and the number $f(c)$ is called the minimum value of f on the domain. The maximum and minimum value of f are called extreme values of f.

NOTE

Absolute maximum and absolute minimum values of a function f on an interval (a,b) are also called the global maximum and global minimum of f in (a,b).

Criteria for local maxima and local minima

Let f be a differentiable function on an open interval (a,b) containing c and suppose that $f''(c)$ exists.

(i) If $f'(c) = 0$ and $f''(c) > 0$, then f has a local minimum at c.

(ii) If $f'(c) = 0$ and $f''(c) < 0$,then f has a local maximum at c.

NOTE

In Economics, if $y = f(x)$ represent cost function or revenue function, then the point at which $\frac{dy}{dx} = 0$, the cost or revenue is maximum or minimum.

Example 6.25

Find the extremum values of the function $f(x)=2x^3+3x^2-12x$.

Solution:

Given $f(x)= 2x^3+3x^2-12x$ … (1)

$f'(x) = 6x^2+6x-12$

$f''(x) = 12x + 6$

$f'(x)= 0 \Rightarrow 6x^2+6x-12 =0$

$\Rightarrow 6(x^2+x-2)= 0$

$\Rightarrow 6(x+2)(x-1)= 0$

$\Rightarrow x = -2 ; x = 1$

06_11th_BM-STAT_Ch-6-EM.indd 143 13-12-2022 10:40:13

When $x = -2$, $f''(-2) = 12(-2) + 6 = -18 < 0$

$\therefore f(x)$ attains local maximum at $x = -2$ and local maximum value is obtained from (1) by substituting the value $x = -2$.

$f(-2) = 2(-2)^3 + 3(-2)^2 - 12(-2)$

$= -16 + 12 + 24 = 20.$

When $x = 1$, $f''(1) = 12(1) + 6 = 18$

$f(x)$ attains local minimum at $x = 1$ and the local minimum value is obtained by substituting $x = 1$ in (1).

$f(1) = 2(1) + 3(1) - 12(1) = -7$

Extremum values are -7 and 20.

Example 6.26

Find the absolute (global) maximum and absolute minimum of the function

$f(x) = 3x^5 - 25x^3 + 60x + 1$ in the interval $[-2, 1]$

Solution :

$f(x) = 3x^5 - 25x^3 + 60x + 1$ ... (1)

$f'(x) = 15x^4 - 75x^2 + 60 = 15(x^4 - 5x^2 + 4)$

$f'(x) = 0 \Rightarrow 15(x^4 - 5x^2 + 4) = 0$

$\Rightarrow (x^2 - 4)(x^2 - 1) = 0$

$\Rightarrow x = \pm 2$ (or) $x = \pm 1$

Of these four points $-2, \pm 1 \in [-2, 1]$ and $2 \notin [-2, 1]$

From (1)

$f(-2) = 3(-2)^5 - 25(-2)^3 + 60(-2) + 1 = -15$

When $x = 1$

$f(1) = 3(1)^5 - 25(1)^3 + 60(1) + 1 = 39$

When $x = -1$

$f(-1) = 3(-1)^5 - 25(-1)^3 + 60(-1) + 1 = -37$

Absolute maximum is 39 and

Absolute minimum is -37.

6.3 Applications of Maxima and Minima

6.3.1 Problems on profit maximization and minimization of cost function:

Example 6.27

For a particular process, the cost function is given by $C = 56 - 8x + x^2$, where C is cost per unit and x, the number of unit's produced. Find the minimum value of the cost and the corresponding number of units to be produced.

Solution:

$C = 56 - 8x + x^2$

Differentiate with respect to x,

$\frac{dC}{dx} = -8 + 2x$ and $\frac{d^2C}{dx^2} = 2$

$\frac{dC}{dx} = 0 \Rightarrow -8 + 2x = 0 \Rightarrow x = 4$

When $x = 4$, $\frac{d^2C}{dx^2} = 2 > 0$

$\therefore C$ is minimum when $x = 4$

The minimum value of cost = $56 - 32 + 16 = 40$

The corresponding number of units produced = 4.

Example 6.28

The total cost function of a firm is $C(x) = \frac{x^3}{3} - 5x^2 + 28x + 10$, where x is the output. A tax at the rate of ₹ 2 per unit of output is imposed and the producer adds it to his cost. If the market demand function is given by $p = 2530 - 5x$, where p is the price per unit of output, find the profit maximizing the output and price.

Solution:

Total revenue: $R = p\ x$

$= (2530 - 5x)x = 2530x - 5x^2$

Tax at the rate ₹ 2 per x unit = $2x$.

06_11th_BM-STAT_Ch-6-EM.indd 144 13-12-2022 10:40:16

$\therefore\ C(x) + 2x = \frac{x^3}{3} - 5x^2 + 28x + 10 + 2x$

P = Total revenue – (Total cost + tax)

$= (2530 - 5x)x - (\frac{x^3}{3} - 5x^2 + 28x + 10 + 2x)$

$= -\frac{x^3}{3} + 2500x - 10$

$\frac{dP}{dx} = -x^2 + 2500$ and $\frac{d^2P}{dx^2} = -2x$

$\frac{dP}{dx} = 0 \Rightarrow 2500 - x^2 = 0 \Rightarrow x^2 = 2500$

$\therefore\ x = 50$ (–50 is not acceptable)

At $x = 50\ \frac{d^2P}{dx^2} = -100 < 0$

P is maximum when $x = 50$.

$\therefore\ P =$ 2530 – 5(50) = ₹ 2280.

Example 6.29

The manufacturing cost of an item consists of ₹ 1,600 as over head material cost ₹ 30 per item and the labour cost ₹ $\left(\frac{x^2}{100}\right)$ for x items produced. Find how many items be produced to have the minimum average cost.

Solution:

As per given information for producing x units of certain item $C(x)$ = labour cost + material cost + overhead cost.

$= \frac{x^2}{100} + 30x + 1600$

$AC = \frac{C(x)}{x} = \frac{\frac{x^2}{100} + 30x + 1600}{x}$

$= \frac{x}{100} + 30 + \frac{1600}{x}$

$\frac{d(AC)}{dx} = \frac{1}{100} - \frac{1600}{x^2}$ & $\frac{d^2(AC)}{dx^2} = \frac{3200}{x^3}$

$\frac{d(AC)}{dx} = 0 \Rightarrow -\frac{1600}{x^2} + \frac{1}{100} = 0$

$\Rightarrow \frac{1}{100} = \frac{1600}{x^2} \Rightarrow x^2 = 160000$

$\therefore\ x = 400$ (–400 is not acceptable)

When $x = 400$, $\frac{d^2(AC)}{dx^2} = \frac{3200}{400^3} > 0$

AC is minimum at $x = 400$

Hence 400 items should be produced for minimum average cost.

Exercise 6.2

1. The average cost function associated with producing and marketing x units of an item is given by $AC = 2x - 11 + \frac{50}{x}$. Find the range of values of the output x, for which AC is increasing.
2. A television manufacturer finds that the total cost for the production and marketing of x number of television sets is $C(x) = 300x^2 + 4200x + 13,500$. If each product is sold for ₹ 8,400, show that the profit of the company is increasing.
3. A monopolist has a demand curve $x = 106 - 2p$ and average cost curve $AC = 5 + \frac{x}{50}$, where p is the price per unit output and x is the number of units of output. If the total revenue is $R = px$, determine the most profitable output and the maximum profit.
4. A tour operator charges ₹136 per passenger with a discount of 40 paisa for each passenger in excess of 100. The operator requires at least 100 passengers to operate the tour. Determine the number of passenger that will maximize the amount of money the tour operator receives.
5. Find the local minimum and local maximum of $y = 2x^3 - 3x^2 - 36x + 10$.
6. The total revenue function for a commodity is $R = 15x + \frac{x^2}{3} - \frac{1}{36}x^4$. Show that at the highest point average revenue is equal to the marginal revenue.

06_11th_BM-STAT_Ch-6-EM.indd 145 13-12-2022 10:40:21

6.3.2 Inventory control

Inventory is any stored resource that is used to satisfy a current or a future need. Raw materials, finished goods are examples of inventory. The inventory problem involves placing and receiving orders of given sizes periodically so that the **total cost of inventory** is minimized.

An inventory decisions

1. How much to order ? 2. When to order ?

Costs involved in an inventory problems

(i) Holding cost (or) storage cost (or) inventory carrying cost (C_1) :

The cost associated with carrying or holding the goods in stock is known as holding cost per unit per unit time.

(ii) Shortage cost (C_2) :

The penalty costs that are incurred as a result of running out of stock are known as shortage cost.

(iii) Setup cost (or) ordering cost (or) procurement cost (C_3) :

This is the cost incurred with the placement of order or with the initial preparation of production facility such as resetting the equipment for production.

6.3.3 Economic Order Quantity (EOQ):

Economic order quantity is that size of order which minimizes total annual cost of carrying inventory and the cost of ordering under the assumed conditions of certainty with the annual demands known. Economic order quantity (EOQ) is also called Economic lot size formula.

The derivation of this formula is given for better understanding and is exempted from examination.

The formula is to determine the optimum quantity ordered (or produced) and the optimum interval between successive orders, if the demand is known and uniform with no shortages.

Let us have the following assumptions.

(i) Let R be the uniform demand per unit time.

(ii) Supply or production of items to the inventory is instantaneous.

(iii) Holding cost is ₹ C_1 per unit time.

(iv) Let there be 'n' orders (cycles) per year, each time 'q' units are ordered (produced).

(v) Let ₹ C_3 be the ordering (set up) cost per order (cycle). Let 't' be the time taken between each order.

Diagrammatic representation of this model is given below:

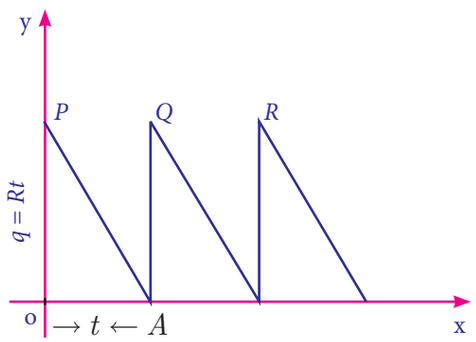

Fig. 6.12

If a production run is made at intervals t, a quantity $q = Rt$ must be produced in each run. Since the stock in small time dt is $Rt\,dt$, the stock in period t is

06_11th_BM-STAT_Ch-6-EM.indd 146 13-12-2022 10:40:22

$$\int_0^t Rt\,dt = \frac{1}{2}Rt^2$$

$$= \frac{1}{2}qt \quad (Rt = q)$$

= Area of the inventory triangle OAP (Fig.6.12)

Cost of holding inventory per production run = $\frac{1}{2}C_1Rt^2$

Set up cost per production run $= C_3$.

Total cost per production run = $\frac{1}{2}C_1Rt^2 + C_3$

Average total cost per unit time:

$$C(t) = \frac{1}{2}C_1Rt + \frac{C_3}{t} \quad \ldots (1)$$

$$\frac{d}{dt}C(t) = \frac{1}{2}C_1R - \frac{C_3}{t^2} \quad \ldots (2)$$

$$\frac{d^2C(t)}{dt^2} = \frac{2C_3}{t^3} \quad \ldots (3)$$

$C(t)$ is minimum if $\frac{d}{dt}C(t) = 0$ and $\frac{d^2}{dt^2}C(t) > 0$

$$\frac{d}{dt}C(t) = 0 \Rightarrow \frac{1}{2}C_1R - \frac{C_3}{t^2} = 0$$

$$\Rightarrow t = \sqrt{\frac{2C_3}{C_1R}}$$

When $\sqrt{\frac{2C_3}{C_1R}}$, $\frac{d^2C(t)}{dt^2} = \frac{2C_3}{\left(\frac{2C_3}{C_1R}\right)^{\frac{3}{2}}} > 0$

Thus $C(t)$ is minimum for optimum time interval $t_0 = \sqrt{\frac{2C_3}{C_1R}}$

Optimum quantity q_0 to be produced during each production run,

$$EOQ = q_0 = Rt_0 = \sqrt{\frac{2C_3R}{C_1}}$$

This is known as the Optimal Lot-size formula due to Wilson.

(i) Optimum number of orders per year

$$n_0 = \frac{\text{demand}}{\text{EOQ}} = R\sqrt{\frac{C_1}{2C_3R}} = \sqrt{\frac{RC_1}{2C_3}} = \frac{1}{t_0}$$

(ii) Minimum inventory cost per unit time, $C_0 = \sqrt{2C_1C_3R}$

(iii) Carrying cost $= \frac{q_0}{2} \times C_1$,

Ordering cost $= \frac{R}{q_0} \times C_3$

(iv) At EOQ, Ordering cost = Carrying cost

(v) Total optimum cost = Rp + $\sqrt{2C_1C_3R}$

Here, we will discuss EOQ problems only without shortage cost.

Example 6.30

A company uses 48000 units/year of a raw material costing ₹ 2.5 per unit. Placing each order costs ₹45 and the carrying cost is 10.8 % per year of the unit price. Find the EOQ, total number of orders per year and time between each order. Also verify that at EOQ carrying cost is equal to ordering cost.

Solution:

Here demand rate: $R = 48000$

Inventory cost: $C_1 = 10.8\%$ of $2.5 = \frac{10.8}{100} \times 2.5 = 0.27$

Ordering cost: $C_3 = 45$

Economic order quantity: $q_0 = \sqrt{\frac{2C_3R}{C_1}}$

$$= \sqrt{\frac{2 \times 45 \times 48000}{0.27}} = 4000 \text{ units}$$

Number of orders per year $= \frac{R}{q_0} = \frac{48000}{4000} = 12$

Time between orders: $t_0 = \frac{q_0}{R} = \frac{1}{12} = 0.083$ year

At EOQ, carrying cost:

$$= \frac{q_0}{2} \times C_1 = \frac{4000}{2} \times 0.27 = ₹\ 540$$

Ordering cost $= \frac{R}{q_0} \times C_3 = \frac{48000}{4000} \times 45 = ₹\ 540$

So at EOQ carrying cost is equal to ordering cost.

06_11th_BM-STAT_Ch-6-EM.indd 147 13-12-2022 10:40:38

Example 6.31

A manufacturer has to supply 12,000 units of a product per year to his customer. The ordering cost (C_3) is ₹ 100 per order and carrying cost is ₹ 0.80 per item per month. Assuming there is no shortage cost and the replacement is instantaneous, determine the

(i) economic order quantity
(ii) time between orders
(iii) number of orders per year

Solution:

Demand per year: R = 12,000 units

Ordering cost: C_3 = ₹ 100/order

Carrying cost: C_1 = 0.80/item/month
= 0.80×12 per year
= ₹ 9.6 per year

(i) $EOQ = \sqrt{\frac{2C_3R}{C_1}} = \sqrt{\frac{2\times100\times12000}{9.6}}$
= 500 units

(ii) Number of order per year = $\frac{Demand}{EOQ}$
= $\frac{12,000}{500}$ =24

(iii) Optimal time per order = $\frac{1}{t_0} = \frac{1}{24}$ year
= $\frac{12}{24}$ months = $\frac{1}{2}$ month = 15 days

Example 6.32

A company has to supply 1000 item per month at a uniform rate and for each time, a production run is started with the cost of ₹ 200. Cost of holding is ₹ 20 per item per month. The number of items to be produced per run has to be ascertained. Determine the total of setup cost and inventory carrying cost if the run size is 500, 600, 700, 800. Find the optimal production run size using EOQ formula.

Solution:

Demand : R = 1000 per month
Setup cost : C_3 = ₹ 200 per order
Carrying cost: C_1 = ₹ 20 per item per month.

Run size q	Set up cost $\frac{R}{q}\times C_3$	Carrying cost $\frac{q}{2}\times C_1$	Total Inventory cost (Set up cost + Carrying cost)
500	$\frac{1000}{500}\times200 = 400$	$\frac{500}{2}\times20 = 5000$	5400
600	$\frac{1000}{600}\times200 = 333.3$	$\frac{600}{2}\times20 = 6000$	6333.3
700	$\frac{1000}{700}\times200 = 285.7$	$\frac{700}{2}\times20 = 7000$	7285.7
800	$\frac{1000}{800}\times200 = 250$	$\frac{800}{2}\times20 = 8000$	8250

Table : 6.3

$EOQ = \sqrt{\frac{2RC_3}{C_1}} = \sqrt{\frac{2\times1000\times200}{20}}$

$= \sqrt{20000}$ = 141 units (app.)

Example 6.33

A manufacturing company has a contract to supply 4000 units of an item per year at uniform rate. The storage cost per unit per year amounts to ₹ 50 and the set up cost per production run is ₹ 160. If the production run can be started instantaneously and shortages are not permitted, determine the number of units which should be produced per run to minimize the total inventory cost.

Solution :

Annual demand: R = 4000

Storage cost: C_1 = ₹ 50

Setup cost per production: C_3 = ₹160

$EOQ = \sqrt{\frac{2Rc_3}{c_1}} = \sqrt{\frac{2\times4000\times160}{50}} = 160.$

$\therefore$ To minimize the production cost, number of units produced per run is 160 units.

06_11th_BM-STAT_Ch-6-EM.indd 148 13-12-2022 10:40:42

Example 6.34

A company buys in lots of 500 boxes which is a 3 month supply. The cost per box is ₹125 and the ordering cost in ₹150. The annual inventory carrying cost is estimated at 20% of unit price.

(i) Determine the total inventory cost of existing inventory policy.

(ii) Determine EOQ in units

(iii) How much money could be saved by applying the economic order quantity?

Solution:

Given

Ordering cost per order: C_3= ₹150 per order.

Number of units per order: q = 500 units

Annual demand = 500 × 4 = 2000 units

∴ Demand rate: R = 2000 per year

Carrying cost: C_1= 20% of unit value

$$C_1 = \frac{20}{100} \times 125 = ₹25$$

(i) Total inventory cost of the existing inventory policy

$$= \frac{R}{q} \times C_3 + \frac{q}{2} C_1 = \frac{2000}{500} \times 150 + \frac{500}{2} \times 25$$

$$= ₹\ 6850$$

(ii) $$EOQ = \sqrt{\frac{2RC_3}{C_1}}$$

$$= \sqrt{\frac{2 \times 2000 \times 150}{25}}$$

$$= \sqrt{12 \times 2000}$$

$$= 155 \text{ units (app.)}$$

(iii) Minimum inventory cost = $\sqrt{2RC_3 C_1}$

$$= \sqrt{2 \times 2000 \times 150 \times 25}$$

$$= ₹3873.$$

By applying the economic order quantity, money saved by a company = 6850–3873

= ₹2977.

Exercise 6.3

1. The following table gives the annual demand and unit price of 3 items

Items	Annual Demand (units)	Unit Price ₹
A	800	0.02
B	400	1.00
C	13,800	0.20

Ordering cost is Rs. 5 per order and annual holding cost is 10% of unit price.

Determine the following:

(i) EOQ in units

(ii) Minimum inventory cost

(iii) EOQ in rupees

(iv) EOQ in years of supply

(v) Number of orders per year.

2. A dealer has to supply his customer with 400 units of a product per every week. The dealer gets the product from the manufacturer at a cost of ₹ 50 per unit. The cost of ordering from the manufacturers in ₹ 75 per order. The cost of holding inventory is 7.5 % per year of the product cost. Find (i) EOQ and (ii) Total optimum cost.

6.4 Partial Derivatives

Partial derivative of a function of several variables is its derivative with respect to one of those variables, keeping other variables as constant. In this section, we will restrict our study to functions of two variables and their derivatives only.

Let $u = f(x, y)$ be a function of two independent variables x and y.

06_11th_BM-STAT_Ch-6-EM.indd 149 13-12-2022 10:40:44

The derivative of u with respect to x when x varies and y remains constant is called the **partial derivative of u with respect to x,** denoted by $\frac{\partial u}{\partial x}$ (or) u_x and is defined as

$$\frac{\partial u}{\partial x} = \lim_{\Delta x \to 0} \frac{f(x+\Delta x, y) - f(x,y)}{\Delta x}$$

provided the limit exists. Here Δx is a small change in x

The derivative of u with respect to y, when y varies and x remains constant is called the **partial derivative of u with respect to y,** denoted by $\frac{\partial u}{\partial y}$ (or) u_y and is defined as

$$\frac{\partial u}{\partial y} = \lim_{\Delta y \to 0} \frac{f(x, y+\Delta y) - f(x,y)}{\Delta y}$$

provided the limit exists. Here Δy is a small change in y.

$\frac{\partial u}{\partial x}$ is also written as $\frac{\partial}{\partial x} f(x,y)$ (or) $\frac{\partial f}{\partial x}$.

Similarly $\frac{\partial u}{\partial y}$ is also written as $\frac{\partial}{\partial y} f(x,y)$ (or) $\frac{\partial f}{\partial y}$

The process of finding a partial derivative is called **partial differentiation.**

6.4.1 Successive partial derivatives

Consider the function $u = f(x, y)$. From this we can find $\frac{\partial u}{\partial x}$ and $\frac{\partial u}{\partial y}$. If $\frac{\partial u}{\partial x}$ and $\frac{\partial u}{\partial y}$ are functions of x and y, then they may be differentiated partially again with respect to either of the independent variables, (x or y) denoted by $\frac{\partial^2 u}{\partial y^2}$, $\frac{\partial^2 u}{\partial x^2}$ $\frac{\partial^2 u}{\partial y \partial x}$, $\frac{\partial^2 u}{\partial y \partial x}$.

These derivatives are called second order partial derivatives. Similarly, we can find the third order partial derivatives, fourth order partial derivatives etc., if they exist. The process of finding such partial derivatives are called **successive partial derivatives.**

If we differentiate $u = f(x,y)$ partially with respect to x and again differentiating partially with respect to y,

we obtain $\frac{\partial}{\partial y}\left(\frac{\partial u}{\partial x}\right)$ i.e., $\frac{\partial^2 u}{\partial y \partial x}$

Similarly, if we differentiate $u = f(x,y)$ partially with respect to y and again differentiating partially with respect to x, we obtain $\frac{\partial}{\partial x}\left(\frac{\partial u}{\partial y}\right)$ i.e., $\frac{\partial^2 u}{\partial x \partial y}$

NOTE

If $u(x,y)$ is a continuous function of x and y, then $\frac{\partial^2 u}{\partial y \partial x} = \frac{\partial^2 u}{\partial x \partial y}$.

Homogeneous functions

A function $f(x,y)$ of two independent variables x and y is said to be homogeneous in x and y of degree n if $f(tx,ty) = t^n f(x,y)$ for $t > 0$.

6.4.2 Euler's theorem and its applications

Euler's theorem for two variables:

If $u = f(x,y)$ is a homogeneous function of degree n, then $x\frac{\partial u}{\partial x} + y\frac{\partial u}{\partial y} = nu$

Example 6.35

If $u = x^2(y-x) + y^2(x-y)$, then show that $\frac{\partial u}{\partial x} + \frac{\partial u}{\partial y} = -2(x-y)^2$.

06_11th_BM-STAT_Ch-6-EM.indd 150 13-12-2022 10:40:51

Solution:

$$\begin{aligned} u &= x^2y - x^3 + xy^2 - y^3 \\ \frac{\partial u}{\partial x} &= 2xy - 3x^2 + y^2 \\ \frac{\partial u}{\partial y} &= x^2 + 2xy - 3y^2 \\ \frac{\partial u}{\partial x} + \frac{\partial u}{\partial y} &= -2x^2 - 2y^2 + 4xy \\ &= -2\left(x^2 + y^2 - 2xy\right) \\ &= -2\,(x-y)^2 \end{aligned}$$

Example 6.36

If $u = \log(x^2+y^2)$, then show that $\frac{\partial^2 u}{\partial x^2} + \frac{\partial^2 u}{\partial y^2} = 0$

Solution:

$u = \log(x^2+y^2)$

$$\frac{\partial u}{\partial x} = \frac{1}{x^2+y^2}(2x) = \frac{2x}{x^2+y^2}$$

$$\frac{\partial^2 u}{\partial x^2} = \frac{\left(x^2+y^2\right)\cdot 2 - 2x\cdot 2x}{\left(x^2+y^2\right)^2} = \frac{2\left(y^2-x^2\right)}{\left(x^2+y^2\right)^2}$$

$$\frac{\partial u}{\partial y} = \frac{1}{x^2+y^2}(2y) = \frac{2y}{x^2+y^2}$$

$$\frac{\partial^2 u}{\partial y^2} = \frac{(x^2+y^2)\cdot 2 - 2y\cdot 2y}{(x^2+y^2)} = \frac{2\,(x^2-y^2)}{(x^2+y^2)^2}$$

$$\therefore \frac{\partial^2 u}{\partial x^2} + \frac{\partial^2 u}{\partial y^2} = 0.$$

Example 6.37

If $u = xy + \sin(xy)$, then show that $\frac{\partial^2 u}{\partial x \partial y} = \frac{\partial^2 u}{\partial y \partial x}$.

Solution:

$$\begin{aligned} u &= xy + \sin(xy) \\ \frac{\partial u}{\partial x} &= y + y\cos(xy) \\ \frac{\partial u}{\partial y} &= x + x\cos(xy) \\ \frac{\partial^2 u}{\partial x \partial y} &= \frac{\partial}{\partial x}\left(\frac{\partial u}{\partial y}\right) \\ &= 1 + x\left(-\sin\left(xy\right)\cdot y\right) + \cos\left(xy\right) \\ &= 1 - xy\sin(xy) + \cos(xy) \quad \ldots (1) \\ \frac{\partial^2 u}{\partial y \partial x} &= \frac{\partial}{\partial y}\left(y + y\cos\left(xy\right)\right) \\ &= 1 + \cos\left(xy\right) + y\left(-\sin\left(xy\right)x\right) \\ &= 1 - xy\sin\left(xy\right) + \cos\left(xy\right) \ldots \quad (2) \end{aligned}$$

From (1) and (2), we get

$$\frac{\partial^2 u}{\partial x \partial y} = \frac{\partial^2 u}{\partial y \partial x}.$$

Example 6.38

Verify Euler's theorem for the function $u = \frac{1}{\sqrt{x^2+y^2}}$.

Solution:

$$u(x,y) = \left(x^2+y^2\right)^{-\frac{1}{2}}$$

$$u(tx,ty) = \left(t^2x^2 + t^2y^2\right)^{-\frac{1}{2}} = t^{-1}\left(x^2+y^2\right)^{-\frac{1}{2}}$$

$\therefore$ u is a homogeneous function of degree -1

By Euler's theorem, $x.\frac{\partial u}{\partial x} + y.\frac{\partial u}{\partial y} = (-1)u = -u$

Verification:

$$u = \left(x^2+y^2\right)^{-\frac{1}{2}}$$

$$\frac{\partial u}{\partial x} = -\frac{1}{2}\left(x^2+y^2\right)^{-\frac{3}{2}}\cdot 2x = \frac{-x}{\left(x^2+y^2\right)^{-\frac{3}{2}}}$$

$$x\cdot\frac{\partial u}{\partial x} = \frac{-x^2}{\left(x^2+y^2\right)^{-\frac{3}{2}}}$$

$$\frac{\partial u}{\partial y} = -\frac{1}{2}\left(x^2+y^2\right)^{-\frac{3}{2}}\cdot 2y = \frac{-y}{\left(x^2+y^2\right)^{-\frac{3}{2}}}$$

$$y\cdot\frac{\partial u}{\partial y} = \frac{-y^2}{\left(x^2+y^2\right)^{-\frac{3}{2}}}$$

$$\therefore x\cdot\frac{\partial u}{\partial x} + y\cdot\frac{\partial u}{\partial y} = \frac{-(x^2+y^2)}{(x^2+y^2)^{-\frac{3}{2}}}$$

$$= (-1)\frac{1}{\sqrt{x^2+y^2}} = (-1)u = -u$$

Hence Euler's theorem verified.

06_11th_BM-STAT_Ch-6-EM.indd 151 13-12-2022 10:40:58

Example 6.39

Let $u = \log \frac{x^4 + y^4}{x + y}$. By using Euler's theorem show that $x \cdot \frac{\partial u}{\partial x} + y \cdot \frac{\partial u}{\partial y} = 3$.

Solution:

$$u = \log \frac{x^4 + y^4}{x + y}$$

$$e^u = \frac{x^4 + y^4}{x + y} = f(x, y) \quad \ldots (1)$$

Consider $f(x,y) = \frac{x^4 + y^4}{x + y}$

$$f(tx, ty) = \frac{t^4x^4 + t^4y^4}{tx + ty} = t^3\left(\frac{x^4 + y^4}{x + y}\right) = t^3 f(x, y)$$

$\therefore$ f is a homogeneous function of degree 3.

Using Euler's theorem we get,

$$x \cdot \frac{\partial u}{\partial x} + y \cdot \frac{\partial u}{\partial y} = 3f$$

Consider $f(x,y) = e^u$

$$x \cdot \frac{\partial e^u}{\partial x} + y \cdot \frac{\partial e^u}{\partial y} = 3e^u$$

$$\therefore \quad e^u x \cdot \frac{\partial u}{\partial x} + e^u y \cdot \frac{\partial u}{\partial y} = 3e^u$$

$$x \cdot \frac{\partial u}{\partial x} + y \cdot \frac{\partial u}{\partial y} = 3$$

Exercise 6.4

1. If $z = (ax + b)(cy + d)$, then find $\frac{\partial z}{\partial x}$ and $\frac{\partial z}{\partial y}$.
2. If $u = e^{xy}$, then show that $\frac{\partial^2 u}{\partial x^2} + \frac{\partial^2 u}{\partial y^2} = u\left(x^2 + y^2\right)$.
3. Let $u = x\cos y + y\cos x$.
   Verify $\frac{\partial^2 u}{\partial x \partial y} = \frac{\partial^2 u}{\partial y \partial x}$.
4. Verify Euler's theorem for the function $u = x^3 + y^3 + 3xy^2$.
5. Let $u = x^2y^3\cos\left(\frac{x}{y}\right)$. By using Euler's theorem show that $x.\frac{\partial u}{\partial x} + y.\frac{\partial u}{\partial y} = 5u$.

6.5 Applications of Partial Derivatives

In this section we solve problems on partial derivatives which have direct impact on Industrial areas.

6.5.1 Production function and marginal productivities of two variables

(i) Production function:

Production P of a firm depends upon several economic factors like capital (K), labour (L), raw materials (R), machinery (M) etc... Thus $P = f(K, L, R, M, \ldots)$ is known as production function. If P depends only on labour (L) and capital (K), then we write $P = f(L, K)$.

(ii) Marginal productivities:

Let $P = f(L, K)$ be a production function. Then $\frac{\partial P}{\partial L}$ is called the **Marginal productivity of labour** and $\frac{\partial P}{\partial K}$ is called the **Marginal productivity of capital.**

Euler's theorem for homogeneous production function $P(L,K)$ of degree 1 states that $L\frac{\partial P}{\partial L} + K\frac{\partial P}{\partial K} = P$

6.5.2 Partial elasticity of demand

Let $q = f(p_1, p_2)$ be the demand for commodity A, which depends upon the prices.

p_1 and p_2 of commodities A and B respectively.

06_11th_BM-STAT_Ch-6-EM.indd 152 13-12-2022 10:41:04

The partial elasticity of demand q with respect to p_1 is defined to be

$$\eta_{qp_1} = \frac{Eq}{Ep_1} = \frac{-p_1}{q}\frac{\partial q}{\partial p_1}$$

The partial elasticity of demand q with respect to p_2 is defined to be

$$\eta_{qp_2} = \frac{Eq}{Ep_2} = \frac{-p_2}{q}\frac{\partial q}{\partial p_2}$$

Example 6.40

Find the marginal productivities of labour (L) and capital (K) if $P = 10L + 0.1L^2 + 5K - 0.3K^2 + 4LK$ when $L = K = 10$.

Solution:

We have $P = 10L + 0.1L^2 + 5K - 0.3K^2 + 4LK$

$$\frac{\partial P}{\partial L} = 10 + 0.2L + 4K$$

$$\frac{\partial P}{\partial K} = 5 - 0.6K + 4L$$

Marginal productivity of labour:

$$\left(\frac{\partial P}{\partial L}\right)_{(10,10)} = 10+2+40 = 52$$

Marginal productivity of capital:

$$\left(\frac{\partial P}{\partial K}\right)_{(10,10)} = 5-6+40 = 39$$

Example 6.41

The production function for a commodity is $P = 10L - 0.1L^2 + 15K - 0.2K^2 + 2LK$ where L is labour and K is Capital.

(i) Calculate the marginal products of two inputs when 10 units of each of labour and Capital are used

(ii) If 10 units of capital are used, what is the upper limit for use of labour which a rational producer will never exceed?

Solution:

(i) Given the production is

$$P = 10L - 0.1L^2 + 15K - 0.2K^2 + 2LK$$

$$\frac{\partial P}{\partial L} = 10 - 0.2L + 2K$$

$$\frac{\partial P}{\partial K} = 15 - 0.4K + 2L$$

When $L = K = 10$ units,

Marginal productivity of labour:

$$\left(\frac{\partial P}{\partial L}\right)_{(10,10)} = 10 - 2+20 = 28$$

Marginal productivity of capital :

$$\left(\frac{\partial P}{\partial K}\right)_{(10,10)} = 15 - 4+20 = 31$$

(ii) Upper limit for use of labour when $K = 10$ is given by $\left(\frac{\partial P}{\partial L}\right) \geq 0$

$$10 - 0.2L+20 \geq 0$$

$$30 \geq 0.2L$$

i.e., $L \leq 150$

Hence the upper limit for the use of labour will be 150 units.

Example 6.42

For the production function, $P = 4L^{\frac{3}{4}}K^{\frac{1}{4}}$ verify Euler's theorem.

Solution:

$P = 4L^{\frac{3}{4}}K^{\frac{1}{4}}$ is a homogeneous function of degree 1.

Marginal productivity of labour is

$$\frac{\partial P}{\partial L} = 4 \times \frac{3}{4} L^{\frac{-1}{4}} K^{\frac{1}{4}} = 3\left(\frac{K}{L}\right)^{\frac{1}{4}}$$

Marginal productivity of capital is

$$\frac{\partial P}{\partial K} = 4L^{\frac{3}{4}} \times \frac{1}{4} K^{\frac{-3}{4}} = \left(\frac{L}{K}\right)^{\frac{3}{4}}$$

06_11th_BM-STAT_Ch-6-EM.indd 153 13-12-2022 10:41:16

$$L\frac{\partial P}{\partial L}+K\frac{\partial P}{\partial K} = 3L\left(\frac{K}{L}\right)^{\frac{1}{4}}+K\left(\frac{L}{K}\right)^{\frac{3}{4}}$$

$$= 3L^{\frac{3}{4}}K^{\frac{1}{4}}+L^{\frac{3}{4}}K^{\frac{1}{4}}$$

$$= 4L^{\frac{3}{4}}K^{\frac{1}{4}} = P$$

Hence Euler's theorem is verified.

Example 6.43

The demand for a commodity x is $q = 5-2p_1+p_2-p_1^2p_2$. Find the partial elasticities $\frac{Eq}{EP_1}$ and $\frac{Eq}{EP_2}$ when p_1= 3 and p_2=7.

Solution:

$$\frac{\partial q}{\partial p_1} = -2-2p_1p_2$$

$$\frac{\partial q}{\partial p_2} = 1-p_1^2$$

(i) $$\frac{Eq}{Ep_1} = -\frac{P_1}{q}\frac{\partial q}{\partial p_1}$$

$$= \frac{-p_1}{5-2p_1+p_2-p_1^2p_2}(-2-2p_1p_2)$$

$$= \frac{2p_1+2p_1^2p_2}{5-2p_1+p_2-p_1^2p_2}$$

When p_1= 3 and p_2= 7

$$\frac{Eq}{Ep_1} = \frac{2(3)+2(9)(7)}{5-6+7-(9)(7)} = \frac{132}{-57} = \frac{-132}{57}$$

(ii) $$\frac{Eq}{Ep_2} = -\frac{P_2}{q}\frac{\partial q}{\partial p_2} = \frac{-p_2(1-p_1^2)}{5-2p_1+p_2-p_1^2p_2}$$

$$= \frac{-p_2+p_2p_1^2}{5-2p_1+p_2-p_1^2p_2}$$

When p_1= 3 and p_2= 7

$$\frac{Eq}{Ep_2} = \frac{-7+7(9)}{5-6+7-(9)(7)} = \frac{56}{-57} = \frac{-56}{57}$$

Exercise 6.5

1. Find the marginal productivities of capital (K) and labour (L) if $P = 8L-2K+3K^2-2L^2+7LK$ when L = 1 and K= 3.
2. If the production of a firm is given by $P = 4LK-L^2+K^2$, $L > 0$, $K > 0$, Prove that $L\frac{\partial P}{\partial L}+K\frac{\partial P}{\partial K} = 2P$.
3. If the production function is $z = 3x^2-4xy+3y^2$ where x is the labour and y is the capital, find the marginal productivities of x and y when x=1, y=2.
4. For the production function $P = 3(L)^{0.4}(K)^{0.6}$, find the marginal productivities of labour (L) and capital (K) when L = 10 and K = 6.
   [use: $(0.6)^{0.6}$ =0.736, $(1.67)^{0.4}$=1.2267].
5. The demand for a quantity A is $q = 13-2p_1-3p_2^2$. Find the partial elasticities $\frac{Eq}{Ep_1}$ and $\frac{Eq}{Ep_2}$ when p_1= p_2=2.
6. The demand for a commodity A is $q = 80-p_1^2+5p_2-p_1p_2$. Find the partial elasticities $\frac{Eq}{Ep_1}$ and $\frac{Eq}{Ep_2}$ when p_1=2, p_2=1.

Exercise 6.6

Choose the Correct answer:

1. Average fixed cost of the cost function $C(x)$= $2x^3+5x^2-14x+21$ is
   (a) $\frac{2}{3}$ (b) $\frac{5}{x}$ (c) $-\frac{14}{x}$ (d) $\frac{21}{x}$
2. Marginal revenue of the demand function p= 20–3x is
   (a) 20–6x (b) 20–3x
   (c) 20+6x (d) 20+3x

06_11th_BM-STAT_Ch-6-EM.indd 154 13-12-2022 10:41:27

3. If demand and the cost function of a firm are $p = 2 - x$ and $C = -2x^2 + 2x + 7$, then its profit function is
   (a) $x^2 + 7$ (b) $x^2 - 7$
   (c) $-x^2 + 7$ (d) $-x^2 - 7$

4. If the demand function is said to be elastic, then
   (a) $|\eta_d| > 1$ (b) $|\eta_d| = 1$
   (c) $|\eta_d| < 1$ (d) $|\eta_d| = 0$

5. The elasticity of demand for the demand function $x = \frac{1}{p}$ is
   (a) 0 (b) 1 (c) $-\frac{1}{p}$ (d) ∞

6. Relationship among MR, AR and η_d is
   (a) $\eta_d = \frac{AR}{AR - MR}$ (b) $\eta_d = AR - MR$
   (c) $MR = AR = \eta_d$ (d) $AR = \frac{MR}{\eta_d}$

7. For the cost function $C = \frac{1}{25}e^{5x}$, the marginal cost is
   (a) $\frac{1}{25}$
   (b) $\frac{1}{5}e^{5x}$
   (c) $\frac{1}{125}e^{5x}$
   (d) $25e^{5x}$



8. Instantaneous rate of change of $y = 2x^2 + 5x$ with respect to x at $x = 2$ is
   (a) 4 (b) 5 (c) 13 (d) 9

9. If the average revenue of a certain firm is ₹ 50 and its elasticity of demand is 2, then their marginal revenue is
   (a) ₹ 50 (b) ₹ 25 c) ₹ 100 (d) ₹ 75

10. Profit $P(x)$ is maximum when
    (a) $MR = MC$ (b) $MR = 0$
    (c) $MC = AC$ (d) $TR = AC$

11. The maximum value of $f(x) = \sin x$ is
    (a) 1 (b) $\frac{\sqrt{3}}{2}$ (c) $\frac{1}{\sqrt{2}}$ (d) $-\frac{1}{\sqrt{2}}$

12. If $f(x, y)$ is a homogeneous function of degree n, then $x\frac{\partial f}{\partial x} + y\frac{\partial f}{\partial y}$ is equal to
    (a) $(n-1)f$ (b) $n(n-1)f$
    (c) nf (d) f

13. If $u = 4x^2 + 4xy + y^2 + 4x + 32y + 16$. then $\frac{\partial^2 u}{\partial y \partial x}$ is equal to
    (a) $8x + 4y + 4$ (b) 4
    (c) $2y + 32$ (d) 0

14. If $u = x^3 + 3xy^2 + y^3$, then $\frac{\partial^2 u}{\partial y \partial x}$ is
    (a) 3 (b) $6y$ (c) $6x$ (d) 2

15. If $u = e^{x^2}$, then $\frac{\partial u}{\partial x}$ is equal to
    (a) $2xe^{x^2}$ (b) e^{x^2} (c) $2e^{x^2}$ (d) 0

16. Average cost is minimum when
    (a) Marginal cost = Marginal revenue
    (b) Average cost = Marginal cost
    (c) Average cost = Marginal revenue
    (d) Average Revenue = Marginal cost

17. A company begins to earn profit at
    (a) Maximum point
    (b) Breakeven point
    (c) Stationary point
    (d) Even point

18. The demand function is always
    (a) Increasing function
    (b) Decreasing function
    (c) Non-decreasing function
    (d) Undefined function

19. If $q = 1000 + 8p_1 - p_2$, then $\frac{\partial q}{\partial p_1}$ is
    (a) –1 (b) 8
    (c) 1000 (d) $1000 - p_2$

06_11th_BM-STAT_Ch-6-EM.indd 155 13-12-2022 10:41:34

20. If R = 5000 units / year, C_1= 20 paise, C_3= ₹ 20, then EOQ is

(a) 5000 (b) 100 (c) 1000 (d) 200

Miscellaneous Problems

1. The total cost function for the production of x units of an item is given by $C = 10 - 4x^3 + 3x^4$ find the (i) average cost function (ii) marginal cost function (iii) marginal average cost fuction.
2. Find out the indicated elasticity for the following functions

   (i) $p = xe^x$, $x > 0$; η_s

   (ii) $p = 10e^{-\frac{x}{3}}$, $x > 0$; η_d
3. Find the elasticity of supply when the supply function is given by $x = 2p^2 + 5$ at p=1.
4. For the demand function $p = 100 - 6x^2$, find the marginal revenue and also show that $MR = p\left[1 - \frac{1}{\eta_d}\right]$
5. The total cost function y for x units is given by $y = 4x\left(\frac{x+2}{x+1}\right) + 6$. Prove that marginal cost[MC] decreases as x increases.
6. For the cost function $C = 2000 + 1800x - 75x^2 + x^3$ find when the total cost (C) is increasing and when it is decreasing.
7. A certain manufacturing concern has total cost function $C = 15 + 9x - 6x^2 + x^3$. Find x, when the total cost is minimum.
8. Let $u = \log\frac{x^4 - y^4}{x - y}$. Using Euler's theorem show that $x\frac{\partial u}{\partial x} + y\frac{\partial u}{\partial y} = 3$.
9. Verify $\frac{\partial^2 u}{\partial x \partial y} = \frac{\partial^2 u}{\partial y \partial x}$ for $u = x^3 + 3x^2y^2 + y^3$
10. If $f(x, y) = 3x^2 + 4y^3 + 6xy - x^2y^3 + 7$, then show that $f_{yy}(1,1) = 18$.

Summary

- Demand is the relationship between the quantity demanded and the price of a commodity.
- Supply is the relationship between the quantity supplied and the price of a commodity.
- Cost is the amount spent on the production of a commodity.
- Revenue is the amount realised by selling the output produced on commodity.
- Profit is the excess of total revenue over the cost of production.
- Elasticity of a function $y = f(x)$ at a point x is the limiting case of ratio of the relative change in y to the relative change in x
- Equilibrium price is the price at which the demand of a commodity is equal to its supply.
- Marginal cost is interpreted as the approximate change in production cost of $(x+1)^{th}$ unit, when the production level is x units.

06_11th_BM-STAT_Ch-6-EM.indd 156 13-12-2022 10:41:41

- Marginal Revenue is interpreted as the approximate change in revenue made on by selling of $(x+1)^{th}$ unit, when the sale level is x units.
- A function $f(x)$ is said to be increasing function in the interval $[a, b]$ if $x_1 < x_2 \Rightarrow f(x_1) \leq f(x_2)$ for all $x_1, x_2 \in [a, b]$
- A function $f(x)$ is said to be strictly increasing in $[a, b]$ if $x_1 < x_2 \Rightarrow f(x_1) < f(x_2)$ for all $x_1, x_2 \in [a, b]$
- A function $f(x)$ is said to be decreasing function in $[a, b]$ if $x_1 < x_2 \Rightarrow f(x_1) \geq f(x_2)$ for all $x_1, x_2 \in [a, b]$
- A function $f(x)$ is said to be strictly decreasing function in $[a, b]$if $x_1 < x_2 \Rightarrow f(x_1) > f(x_2)$ for all $x_1, x_2 \in [a, b]$
- Let f be a differentiable function on an open interval (a, b) containing c and suppose that $f'(c)$ exists.

  (i) If $f'(c) = 0$ and $f''(c) > 0$, then f has a local minimum at c.

  (ii) If $f'(c) = 0$ and $f''(c) < 0$,then f has a local maximum at c.
- A function $f(x, y)$ of two independent variables x and y is said to be homogeneous in x and y of degree n if for $t > 0$ $f(tx, ty) = t^n f(x, y)$
- If $u = f(x, y)$ is a homogeneous function of degree n, then $x\frac{\partial u}{\partial x} + y\frac{\partial u}{\partial y} = nu$
- The partial elasticity of demand q with respect to p_1 is defined to be $\eta_{qp_1} = \frac{Eq}{Ep_1} = \frac{-p_1}{q}\frac{\partial q}{\partial p_1}$
- The partial elasticity of demand q with respect to p_2 is defined to be $\eta_{qp_2} = \frac{Eq}{Ep_2} = \frac{-p_2}{q}\frac{\partial q}{\partial p_2}$

Some standard results

1. Total cost: $C(x) = f(x) + k$
2. Average cost: $AC = \frac{f(x)+k}{x} = \frac{c(x)}{x}$
3. Average variable cost: AVC$= \frac{f(x)}{x}$
4. Average fixed cost: $AFC = \frac{k}{x}$
5. Marginal cost: $MC = \frac{dC}{dx}$
6. Marginal Average cost: $MAC = \frac{d}{dx}(AC)$
7. Total cost: $C\left(x\right) = AC \times x$
8. Revenue: $R = px$
9. Average Revenue: $AR = \frac{R}{x} = p$

06_11th_BM-STAT_Ch-6-EM.indd 157 13-12-2022 10:41:50

10. Marginal Revenue: $MR = \frac{dR}{dx}$

11. Profit: $P(x) = R(x) - C(x)$

12. Elasticity: $\eta = \frac{x}{y} \cdot \frac{dy}{dx}$

13. Elasticity of demand: $\eta_d = -\frac{p}{x} \cdot \frac{dx}{dp}$

14. Elasticity of supply: $\eta_s = \frac{p}{x} \cdot \frac{dx}{dp}$

15. Relationship between MR, AR and η_d :

$$MR = AR\left[1 - \frac{1}{\eta_d}\right] \text{ (or) } \eta_d = \frac{AR}{AR - MR}$$

16. Marginal function of y with respect to x (or) Instantaneous rate of change of y with respect to x is $\frac{dy}{dx}$

17. Average cost $[AC]$ is minimum when $MC = AC$

18. Total revenue $[TR]$ is maximum when $MR = 0$

19. Profit $[P(x)]$ is maximum when $MR = MC$

20. In price elasticity of a function,

    (a) If $|\eta| > 1$, then the function is elastic

    (b) If $|\eta| = 1$, then the function is unit elastic

    (c) If $|\eta| < 1$, then the function is inelastic.

21. $EOQ = q_0 = Rt_0 = \sqrt{\frac{2C_3R}{C_1}}$

22. Optimum number of orders per year

$$n_0 = \frac{\text{demand}}{\text{EOQ}} = R\sqrt{\frac{C_1}{2C_3R}} = \sqrt{\frac{RC_1}{2C_3}} = \frac{1}{t_0}$$

23. Minimum inventory cost per unit time, $C_0 = \sqrt{2C_1C_3R}$

24. Carrying cost = $\frac{q_0}{2} \times C_1$ and

    ordering cost = $\frac{R}{q_0} \times C_3$

25. At EOQ, Ordering cost = Carrying cost

26. If $u(x,y)$is a continuous function of x and y then, $\frac{\partial^2 u}{\partial y \partial x} = \frac{\partial^2 u}{\partial x \partial y}$

06_11th_BM-STAT_Ch-6-EM.indd 158 13-12-2022 10:41:57

GLOSSARY (கலைச்சொற்கள்)	
Approximately	தோரயமான
Average	சராசரி
Commodity	பொருள்
Consumer	நுகர்வோர்
Cost function	செலவுச் சார்பு
Demand	தேவை
Elasticity	நெகிழ்ச்சி
Equilibrium	சமநிலை
Excess	மிகுதியான
Fixed cost	ஒரே விலை / மாறா விலை
Marginal	இறுதிநிலை / விளிம்பு
Maximum	பெருமம்
Minimum	சிறுமம்
Production Output	உற்பத்தி வெளியீடு
Producer	உற்பத்தியாளர்
Profit	இலாபம்
Quantity	அளவு
Rate of change	மாறுவீதம்
Ratio	விகிதம்
Relative change	சார்ந்த மாற்றம்
Revenue function	வருவாய் சார்பு
Supply	அளிப்பு
Variable cost	மாறும் விலை

06_11th_BM-STAT_Ch-6-EM.indd 159 13-12-2022 10:41:57

ICT Corner

Application of Differentiation

Step – 1

Open the Browser type the URL Link given below (or) Scan the QR Code.

GeoGebra Workbook called "**11th BUSINESS MATHEMATICS and STATISTICS**" will appear. In that there are several worksheets related to your Text Book.



Expected Outcome ⇒

Step-2

Select the work sheet "Marginal function" Click on respective boxes to see the graph on left side. Type the total cost function in the box seen on right side and proceed.

Step 1

Step-1

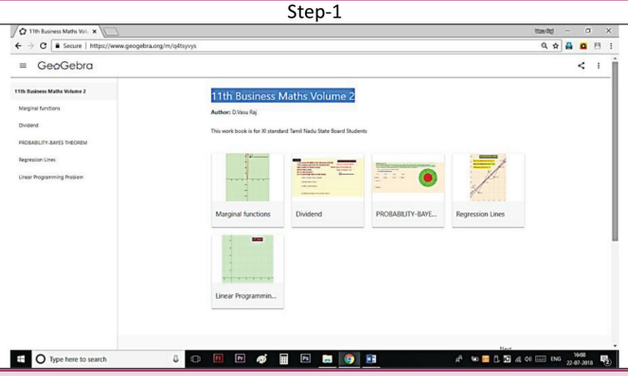

Step 2

Step-2



Browse in the link

11th Business Mathmatics and Statistics
https://ggbm.at/qKj9gSTG (or) scan the QR Code

06_11th_BM-STAT_Ch-6-EM.indd 160 13-12-2022 10:41:57

Chapter 7

FINANCIAL MATHEMATICS

Learning objectives

After studying this chapter, the students will be able to understand

- Annuities - types of annuities
- Future and present values of annuities
- The concept of gain or loss in the sale and purchase of a stock.
- Brokerage in share transactions
- Effective rate of return

Introduction

In our day-to-day life we have lot of **money** transactions. In many transactions payment is made in single payment or in equal installments over a certain period of time. The amounts of these installments are determined in such a way that they compensate for their waiting time. In other cases, in order to meet future planned expenses, a regular saving may be done. (i.e) at regular time intervals, a certain amount may be kept aside, on which the person gains interest. In such cases the concept of annuity is used.

7.1 Annuities

A sequence of equal payments made/ received at equal intervals of time is called **annuity**. The amount of regular payment of an annuity is called **periodic payment**. The time interval between two successive payments is called **payment interval** or **payment period**. Note that, the payment period may be annual, half yearly, quarterly, monthly (or) any fixed duration of time. The time interval between the first payment and the last payment of an annuity is called **term of an annuity**.

The sum of all payments made and interest earned on them at the end of the term of annuities is called future value of an annuity. The present or capital value of an annuity is the sum of the present values of all the payments of the annuity at the beginning of the annuity of purchase the payments due in future. Here we note that unless mentioned specifically, the payment means yearly payment.

7.1.1 Types of annuities

a) Based on the number of periods:

(i) Certain annuity: An annuity payable for a fixed number of years is called certain annuity.

Installments of payment for a plot of land, Bank security deposits, purchase of domestic durables are examples of certain annuity. Here the buyer knows the specified dates on which installments are to be made.

(ii) Annuity contingent: An annuity payable at regular interval of time till the happening of a specific event or the date

07_11th_BM-STAT_Ch-7-EM.indd 161 08-12-2021 20:36:17

of which cannot be accurately foretold is called annuity contingent.

For example the endowment funds of trust, where the interest earned is used for welfare activities only. The principal remains the same and activity continues forever.

All the above types of annuities are based on the number of their periods. An annuity can also be classified on the basis of mode of payment as under.

b) Based on the mode of payment :

i) **Ordinary annuity:** An annuity in which payments of installments are made at the end of each period is called ordinary annuity (or immediate annuity)

For example repayment of housing loan, vehicle loan etc.,

ii) **Annuity due:** An annuity in which payments of installments are made in the beginning of each period is called annuity due.

In annuity due every payment is an investment and earns interest. Next payment will earn interest for one period less and so on, the last payment will earn interest of one period.

For example saving schemes, life insurance payments, etc.



Deferred annuity: An annuity which is payable after the lapse of a number of periods is called deferred annuity.

The derivation of the following formulae are given for better understanding and are exempted from examination.

(i) Amount of immediate annuity (or) Ordinary annuity (or) Certain annuity

Let 'a' be the ordinary annuity and i percent be the rate of interest per period. In ordinary annuity, the first installment is paid after the end of first period. Therefore it earns interest for $(n-1)$ period, second installment earns interest for $(n-2)$ periods and so on. The last installment earns for $(n-n)$ periods. (i.e) earns no interest.

For $(n-1)$ periods,

The amount of first annuity = $a(1+i)^{n-1}$

The amount of second annuity = $a(1+i)^{n-2}$

The amount of third annuity = $a(1+i)^{n-3}$

and so on.

$\therefore$ The total amount of annuity A for n period at i percent rate of interest is

$A = a(1+i)^{n-1}+a(1+i)^{n-2}+...a(1+i)+a$

$= a[(1+i)^{n-1}+(1+i)^{n-2}+...+(1+i)+1]$

$= a[1+(1+i)+(1+i)^2+...+(1+i)^{n-1}]$

$= a[1+r+r^2+...+r^{n-1}]$, where $1+i=r$

$= a[\frac{r^n-1}{r-1}]$, G.P with common ratio $r > 1$

$= a\left[\frac{(1+i)^n-1}{1+i-1}\right]$

$\boldsymbol{A = \frac{a}{i}[(1+i)^n-1]}$

(ii) Present Value of immediate annuity (or ordinary annuity)

Let 'a' be the annual payment of an ordinary annuity, n be the number of years and

07_11th_BM-STAT_Ch-7-EM.indd 162 08-12-2021 20:36:19

i percent be the interest on one rupee per year and P be the present value of the annuity. In the case of immediate annuity, payments are made periodically at the end of specified period. Since the first installment is paid at the end of first year, its present value is $\frac{a}{1+i}$, the present value of second installment is $\frac{a}{(1+i)^2}$ and so on. If the present value of last installment is $\frac{a}{(1+i)^n}$, then we have

$$P = \frac{a}{1+i} + \frac{a}{(1+i)^2} + \frac{a}{(1+i)^3} + \cdots \frac{a}{(1+i)^n}$$

$$= \frac{a}{(1+i)^n} + \frac{a}{(1+i)^{n-1}} + \ldots + \frac{a}{(1+i)}$$

$$= \frac{a}{r^n}\left[1 + r + r^2 + \ldots + r^{n-1}\right], \text{ taking } 1 + i = r$$

$$= \frac{a}{r^n}\left[\frac{r^n - 1}{r - 1}\right], \text{ G.P with common ratio, } r > 1$$

$$= \frac{a}{(1+i)^n}\left[\frac{(1+i)^n - 1}{1 + i - 1}\right]$$

$$= \frac{a}{i}\left[1 - \frac{1}{(1+i)^n}\right]$$

$$\boldsymbol{P = \frac{a}{i}\left[1 - \frac{1}{(1+i)^n}\right]}$$

(iii) Amount of annuity due at the end of *n* period

Annuity due is an annuity in which the payments are made at the beginning of each payment period. The first installment will earn interest for n periods at the rate of 'i' percent per period. Similarly second installment will earn interest for $(n - 1)$ periods, and so on the last interest for on period.

$$\therefore A = a(1+i)^n + a(1+i)^{n-1} + \ldots + a(1+i)^1$$

$$= a(1+i)[(1+i)^{n-1} + (1+i)^{n-2}) + \ldots + 1]$$

$$= a(1+i)[1 + (1+i) + (1+i)^2 + \ldots + (1+i)^{n-1}]$$

$$= ar[1 + r + r^2 + \ldots + r^{n-1}] \text{ , put } 1 + i = r$$

$$= ar\left[\frac{r^n - 1}{r - 1}\right], \text{ G.P with common ratio, } r > 1$$

$$= a(1+i)\left[\frac{(1+i)^n - 1}{1 + i - 1}\right]$$

$$= \frac{a(1+i)}{i}[(1+i)^n - 1]$$

$$\boldsymbol{A = \frac{a(1+i)}{i}[(1+i)^n - 1]}$$

(iv) Present value of annuity due

Since the first installment is paid at the beginning of the first period (year), its present value will be the same as 'a', the annual payment of annuity due. The second installment is paid in the beginning of the second year, hence its present value is given by $\frac{a}{(1+i)}$ and so on. The last installment is paid in the beginning of nth year, hence its present value is given as $\frac{a}{(1+i)^{n-1}}$

If P denotes the present value of annuity due, then

$$P = a + \frac{a}{1+i} + \frac{a}{(1+i)^2} + \frac{a}{(1+i)^3} + \ldots + \frac{a}{(1+i)^{n-1}}$$

$$= a\left[1 + \frac{1}{1+i} + \frac{1}{(1+i)^2} + \frac{1}{(1+i)^3} + \ldots + \frac{1}{(1+i)^{n-1}}\right]$$

$$= a\left[\frac{1 - \left(\frac{1}{1+i}\right)^n}{1 - \frac{1}{1+i}}\right]$$

$$= a\left[\frac{\frac{(1+i)^n - 1}{(1+i)^n}}{\frac{(1+i) - 1}{1+i}}\right]$$

$$= \frac{a(1+i)}{i}\left[\frac{(1+i)^n - 1}{(1+i)^n}\right]$$

$$\boldsymbol{P = \frac{a(1+i)}{i}\left[1 - \frac{1}{(1+i)^n}\right]}$$

(v) Perpetual Annuity

Perpetual annuity is an annuity whose payment continuous for ever. As such the amount of perpetuity is undefined as the amount increases without any limit as time passes on. We know that the present value P of immediate annuity is given by

07_11th_BM-STAT_Ch-7-EM.indd 163 08-12-2021 20:36:25

$$P = \frac{a}{i}\left[1 - \frac{1}{(1+i)^n}\right]$$

Now as per the definition of perpetual annuity as $n \to \infty$, we know that $\frac{1}{(1+i)^n} \to 0$ since $1+i > 1$.

Here $P = \frac{a}{i}[1-0]$

$$P = \frac{a}{i}$$

NOTE

In all the above formulae the period is of one year. Now if the payment is made more than once in a year then 'i' is replaced by $\frac{i}{k}$ and n is replaced by nk, where k is the number of payments in a year.

Example 7.1

A person pays ₹ 64,000 per annum for 12 years at the rate of 10% per year. Find the amount of an ordinary annuity $[(1.1)^{12}=3.3184]$.

Solution:

Here $a = 64{,}000$, $n = 12$ and $i = \frac{10}{100} = 0.1$

Amount of ordinary annuity $(A) = \frac{a}{i}[(1+i)^n - 1]$

$= \frac{64000}{0.1}[(1+0.1)^{12} - 1]$

$= 6{,}40{,}000[(1.1)^{12} - 1]$

$= 6{,}40{,}000[3.3184 - 1]$

$= 6{,}40{,}000\ [2.3184]$

$= 64 \times 23184$

$\therefore$ A = ₹ 14,83,776

Example 7.2

What amount should be deposited annually in an ordinary annuity scheme, so that after 16 years, a person receives ₹1,67,160 if the interest rate is 15% $[(1.15)^{16}=9.358]$.

Solution:

Here $A = 1{,}67{,}160$, $n = 16$ $i = \frac{15}{100} = 0.15$ $a = ?$

To find : a

Now $A = \frac{a}{i}[(1+i)^n - 1]$

$$1{,}67{,}160 = \frac{a}{0.15}[(1+0.15)^{16} - 1]$$

$$= \frac{a}{0.15}[(1.15)^{16} - 1]$$

$$\Rightarrow a = \frac{1{,}67{,}160 \times 0.15}{(1.15)^{16} - 1}$$

$$= \frac{1{,}67{,}160 \times 0.15}{9.358 - 1} = \frac{1{,}67{,}160 \times 0.15}{8.358} = 3{,}000$$

Therefore a = ₹ 3,000

Example 7.3

The age of the girl is 2 years. Her father wants to get ₹20,00,000 when his ward becomes 22 years. He opens an account with a bank at 10% rate of compound interest. What amount should he deposit at the end of every month in this recurring account? $[(1.0083)^{240}=6.194]$.

Solution:

Here $A = 20{,}00{,}000$; $i = \frac{10}{100} = 0.1$ $n = 20$ and $k = 12$

$$A = \frac{a}{i/k}\left[\left(1+\frac{i}{k}\right)^{nk} - 1\right]$$

$$20{,}00{,}000 = \frac{a}{\frac{0.1}{12}}\left[\left(1+\frac{0.1}{12}\right)^{20\times 12} - 1\right]$$

$$= \frac{12a}{0.1}\left[\left(1+\frac{0.1}{12}\right)^{240} - 1\right]$$

$$= 120a\left[\left(\frac{12.1}{12}\right)^{240} - 1\right]$$

$$= 120a\ [(1.0083)^{240} - 1]$$

$$= 120a\ [6.194 - 1]$$

$$= 120a\ (5.194)$$

$$\Rightarrow a = \frac{20.00{,}000}{120 \times 5.194} = 3208.83$$

$\therefore a \approx 3{,}209$

₹3,209 is to be deposited at the end of every month.

07_11th_BM-STAT_Ch-7-EM.indd 164 08-12-2021 20:36:29

Example 7.4

A person deposits ₹4,000 in the beginning of every year. If the rate of compound interest is 14% then ,find the amount after 10 years . $[(1.14)^{10}=3.707]$.

Solution :

Here $a = 4{,}000$; $i = 0.14$ and $n = 10$.

$A = (1+i)\ \frac{a}{i}[(1+i)^n-1]$

$= (1+0.14)\ \frac{4000}{0.14}\ [(1+0.14)^{10}-1]$

$= (1.14)\frac{4000}{0.14}\ [(1.14)^{10}-1]$

$= 1.14\times\frac{4000}{0.14}(3.707-1)$

$= 1.14\times\frac{4000}{0.14}(2.707) = 88{,}170.86$

$\therefore A \approx$ ₹88,171

Example 7.5

A person purchases a machine on 1st January 2009 and agrees to pay 10 installments each of ₹12,000 at the end of every year inclusive of compound rate of 15%. Find the present value of the machine. $[(1.15)^{10}=4.016]$.

Solution:

Here $n=10$, $a = 12{,}000$ and $i = 0.15$

Now $P = \frac{a}{i}\left[1-\frac{1}{(1+i)^n}\right]$

$= \frac{12{,}000}{0.15}\left[1-\frac{1}{(1+0.15)^{10}}\right]$

$= \frac{12{,}000}{0.15}\left[1-\frac{1}{(1.15)^{10}}\right]$

$= \frac{12{,}00{,}000}{15}\left[1-\frac{1}{4.016}\right]$

$= 80{,}000\left[\frac{4.016-1}{4.016}\right]$

$= 80{,}000\left[\frac{3.016}{4.016}\right] \approx 60{,}080$

$\therefore P =$ ₹ 60,080

Example 7.6

A photographer purchases a camera on installments. He has to pay 7 annual installments each of ₹36,000 right from the date of purchase. If the rate of compound interest is 16% then find the cost price (present value) of the camera. $[(1.16)^7=2.828]$

Solution:

Here $a = 36{,}000$; $n = 7$ and $i = 0.16$

Now $P = (1+i)\ \frac{a}{i}\left[1-\frac{1}{(1+i)^n}\right]$

$= (1+0.16)\ \frac{36{,}000}{0.16}\ \left[1-\frac{1}{(1+0.16)^7}\right]$

$= \frac{1.160}{0.16}(36{,}000)\left[1-\frac{1}{(1+0.16)^7}\right]$

$= \frac{116\times 36000}{16}\ \left[1-\frac{1}{2.828}\right]$

$= \frac{116\times 36000}{16}\ \left[\frac{2.828-1}{2.828}\right]$

$= \frac{116\times 36{,}000\times 1.828}{16\times 2.828}$

$= \frac{116\times 36{,}000\times 1828}{16\times 2828} \approx 1{,}68{,}709.$

$\therefore$ P = ₹ 1,68,709

Example 7.7

A person has taken a loan of ₹ 7,00,000 at 16% rate of interest from a finance company. If the repayment period is of 15 years then find the installment he has to pay at the beginning of each month. $[(1.0133)^{180}=9.772]$.

Solution:

Here $P = 7{,}00{,}000$; $n = 15$; $i = 0.16$ and $k = 12$.

$P = \left(1+\frac{i}{k}\right)\left(\frac{a}{\frac{i}{k}}\right)\ \left[1-\frac{1}{\left(1+\frac{i}{k}\right)^{nk}}\right]$

$700000=\left(1+\frac{0.16}{12}\right)\left(\frac{a}{\frac{0.16}{12}}\right)\left[1-\frac{1}{\left(1+\frac{0.16}{12}\right)^{15\times 12}}\right]$

$= \left(\frac{12.16}{12}\right)\left(\frac{12a}{0.16}\right)\left[1-\frac{1}{\left(\frac{12.16}{12}\right)^{180}}\right]$

07_11th_BM-STAT_Ch-7-EM.indd 165 08-12-2021 20:36:34

$$= \frac{(1216)a}{16}\left[1 - \frac{1}{(1.0133)^{180}}\right]$$

$$= \frac{1216}{16}a\left[1 - \frac{1}{9.772}\right]$$

$$= \frac{1216}{16}a\left[\frac{9.772 - 1}{9.772}\right]$$

$$= \frac{1216}{16}a\left[\frac{8.772}{9.772}\right]$$

$$\Rightarrow a = \frac{7,00,000 \times 16 \times 9772}{1216 \times 8772} \approx ₹\ 10,261$$

Example 7.8

The chairman of a society wishes to award a gold medal to a student getting highest marks in Business Mathematics and Statistics. If this medal costs to ₹ 9,000 every year and the rate of compound interest is 15%, then what amount is to be deposited now.

Solution:

Here a = 9,000 and i = 0.15

$$P = \frac{a}{i}$$

$$= \frac{9000}{0.15}$$

$$= \frac{9,00,000}{15}$$

= 60,000.

Therefore the amount to be deposited is ₹ 60,000.

Example 7.9

A limited company wants to create a fund to help their employees in critical circumstances. The estimated expenses per month is ₹18,000. Find the amount to be deposited by the company if the rate of compound interest is 15%.

Solution:

Here a = 18,000 ; i = 0.15 and k = 12.

$$P = \frac{a}{i/k} = \frac{18,000}{0.15/12}$$

$$= \frac{18,000}{0.15} \times 12$$

$$= \frac{18,00,000 \times 12}{15}$$

= 14,40,000

Therefore the amount to be deposited is ₹14,40,000.

Example 7.10

Find the annual rate of interest, to get a perpetuity of ₹675 for every half yearly from the present value of ₹30,000.

Solution :

Here P=30,000 ; a = 675 ; k = 2, i = ?

$$P = \frac{a}{i/k}$$

$$30,000 = \frac{675}{\frac{i}{2}}$$

$$= \frac{1350}{i}$$

$$\Rightarrow i = \frac{1350}{30,000} = \frac{135}{3000} = 0.045$$

Rate of interest (i)= 0.045 × 100% = 4.5%

Exercise 7.1

1. Find the amount of an ordinary annuity of ₹3,200 per annum for 12 years at the rate of interest of 10% per year. $[(1.1)^{12} = 3.1384]$.
2. If the payment of ₹2,000 is made at the end of every quarter for 10 years at the rate of 8% per year, then find the amount of annuity. $[(1.02)^{40} = 2.2080]$.
3. Find the amount of an ordinary annuity of 12 monthly payments of ₹1, 500 that earns interest at 12% per annum compounded monthly. $[(1.01)^{12} = 1.1262]$.

07_11th_BM-STAT_Ch-7-EM.indd 166 08-12-2021 20:36:37

4. A bank pays 8% per annum interest compounded quarterly. Find the equal deposits to be made at the end of each quarter for 10 years to have ₹30,200? $[(1.02)^{40} = 2.2080]$.

5. A person deposits ₹2,000 at the end of every month from his salary towards his contributory pension scheme. The same amount is credited by his employer also. If 8% rate of compound interest is paid, then find the maturity amount at end of 20 years of service.
   $[(1.0067)^{240} = 4.9661]$.

6. Find the present value of ₹2,000 per annum for 14 years at the rate of interest of 10% per annum. If the payments are made at the end of each payment period. $[(1.1)^{-14} = 0.2632]$.

7. Find the present value of an annuity of ₹900 payable at the end of 6th month for 6 years. The money compounded at 8% per annum. $[(1.04)^{-12} = 0.6252]$.

8. Find the amount at the end of 12 years of an annuity of ₹5,000 payable at the beginning of each year, if the money is compounded at 10% per annum. $[(1.1)^{12} = 3.1384]$.

9. What is the present value of an annuity due of ₹1,500 for 16 years at 8% per annum? $[(1.08)^{-16} = 0.2919]$.

10. What is the amount of perpetual annuity of ₹50 at 5% compound interest per year?

7.2 Stocks, Shares, Debentures and Brokerage

To start any big business, a large sum of money is needed. It is generally not possible for an individual to manage such a large sum. Therefore the total sum of money can be divided into equal parts called **shares**. The holder of shares are called **shareholders**.

7.2.1 Types of shares:

There are two type shares namely **common** (or equity) and **preferred**.

Generally, the profit gained by the company is distributed among their share holders The preferred share holders have a first claim on dividend. When they have been paid, the remaining profit is distributed among the common share holders.

7.2.2 Definitions

(i) **Capital stock** is the total amount invested to start a company.

(ii) The share purchased by the individual is also called **stock**.

(iii) The persons who buy the shares are also called **stock holders**

(iv) **Face value :** The original value of a share at which the company sells it to investors is called a face value or nominal value or par value. It is to be noted that the original value of share is printed on the share certificate.

(v) Market value : The price at which the stock is bought or sold in the market is called the market value (or cash value).

DO YOU KNOW?

The market value of a share keeps on changing from time to time.

07_11th_BM-STAT_Ch-7-EM.indd 167 08-12-2021 20:36:37

Remarks:

(i) If the market value of a share is greater than the face value then, the share is said to be above par (or at premium).

(ii) If the market value of a share is the same as its face value then, the share is said to be at par.

(iii) If the market value of a share is less than the face value then, the share is said to be below par (or at discount).

Dividend :

The profit gained by a company, distributed among their share holders is called dividend. It is calculated on the face value of the share.



Dividend is expressed as percentage.

Some useful results:

(i) Investment:

Money invested = number of shares × market value of a share.

(ii) Income:

Annual income = number of shares × face value of a share × rate of dividend.

(iii) Return percentage (or yield percentage):

Percentage of return

$$= \frac{Income}{Investment} \times 100$$

(iv) Number of shares:

Number of shares purchased

$$= \frac{Investment}{market\ value\ of\ a\ share}$$

Stock exchange:

The place where the shares are traded is called the stock exchange (or) stock market.

Brokerage:

A broker who executes orders to buy and sell shares through a stock market is called Stock Broker. A fee or commission for their service is called the brokerage.

Brokerage is generally based on the face value and expressed as a percentage.

NOTE

(i) When the share is purchased, brokerage is added to its market price.

(ii) When the share is sold, brokerage is subtracted from the market price.

Example 7.11

Find the market value of 325 shares of face value ₹100 at a premium of ₹18.

Solution:

Face value of a share = ₹100

Premium per share = ₹18

M.V. of a share = ₹118

Market value of 325 shares = number of shares × M.V of a share

= 325 × 118 = ₹38,350

Therefore market value of 325 shares is ₹38,350.

Example 7.12

A man buys 500 shares of face value ₹100 at ₹14 below par. How much money does he pay?

Solution:

Number of shares = 500

Face value of a share = ₹100

07_11th_BM-STAT_Ch-7-EM.indd 168 08-12-2021 20:36:38

Discount = ₹14

Market value of a share = 100 – 14 = ₹86
[face value – discount]

Market value of 500 shares = Number of shares × market value of a share

= 500 × 86 = 43,000

Market value of 500 shares = ₹43,000

Example 7.13

A person buys 20 shares of par value of ₹10 of a company which pays 9% dividend at such a price that he gets 12% on his money. Find the market value of a share.

Solution:

Face value of a share = ₹10

Face value of 20 shares = ₹200

Dividend = $\frac{9}{100} \times 200 = ₹18$

$\left[S.I = \frac{PNR}{100}, N = 1\right]$

Investment = $\frac{18 \times 100}{1 \times 12} = ₹150$

$[P = \frac{100 \times SI}{N \times R}, \text{N} = 1]$

Market value of 20 shares = ₹150

The market value of one share = ₹$\frac{150}{20} = ₹7.50$

Example 7.14

If the dividend received from 10% of ₹25 shares is ₹2000. Find the number of shares.

Solution:

Let x be the number of shares.

Face value of 'x' shares = ₹25 x

Now $\frac{10}{100} \times 25x = ₹2{,}000$

$\Rightarrow x = \frac{2000 \times 100}{25 \times 10} = 800$

Hence the number of shares = 800

Example 7.15

Find the number of shares, which will give an annual income of ₹3,600 from 12% stock of face value ₹100.

Solution:

Let 'x' be the number of shares.

Face Value = ₹100

Face value of 'x' shares = ₹100x

$\frac{12}{100} \times 100x = ₹3600$

$12\,x = 3600 \Rightarrow x = 300$

Hence the number of shares = 300

Example 7.16

A man invest ₹96,000 on ₹100 shares at ₹80. If the company pays him 18% as dividend, find

(i) the number of shares he bought

(ii) the dividend

(iii) percentage of return.

Solution:

(i) Investment = ₹96,000

Face Value = ₹100

Market Value = ₹80

The number of shares bought

$= \frac{Investments}{M.V\ of\ one\ share}$

$= \frac{96{,}000}{80} = 1200$ shares

(ii) Total dividend

= No. of shares × Rate of dividend × Face value of a share

$= 1200 \times \frac{18}{100} \times 100 = ₹21{,}600$

(iii) Dividend on ₹ 96000 = ₹21600

Percentage of return = $\frac{21{,}600}{96{,}000} \times 100$

$= \frac{45}{2} = 22.5$

Thus return on the shares = 22.5%

07_11th_BM-STAT_Ch-7-EM.indd 169 08-12-2021 20:36:40

Example 7.17

A person bought 12% stock for ₹54,000 at a discount of 17%. If he paid 1% brokerage, find the percentage of his income.

Solution:

Face value = ₹100

Market value = ₹(100 – 17 + 1) = ₹84

$\therefore$ percentage of his income = $\frac{(12\times100)}{84}$

$= \frac{100}{7} = 14\frac{2}{7}$

$\therefore$ % of income = $14\frac{2}{7}$ %

Example 7.18

Equal amounts are invested in 10% stock at 89 and 7% stock at 90 (1% brokerage paid in both transactions). If 10% stock bought ₹100 more by way of dividend income than the other, find the amount invested in each stock.

Solution:

Let x be the amount invested in each stock

Income on 10% stock at 89:

F.V. = ₹100, M.V. = ₹90

Number of shares = $\frac{investments}{M.V.} = \frac{x}{90}$

Annual income = $\frac{x}{90} \times \frac{10}{100} \times 100$

$= \frac{x}{9}$ ... (1)

Income on 7% stock at 90:

M.V. = ₹91

Number of shares = $\frac{\text{investments}}{MV} = \frac{x}{91}$

Annual income = $\frac{x}{91} \times \frac{7}{100} \times 100$

$= \frac{x}{13}$ ... (2)

Given : $\frac{x}{9} - \frac{x}{13} = 100 \Rightarrow x =$ ₹ 2925

$\therefore$ The amount invested in each stock $\approx$ ₹2,925.

Example 7.19

A capital of a company is made up of 1,00,000 preference shares with a dividend rate of 16% and 50,000 ordinary shares.The par value of each of preference and ordinary shares is ₹10.The total profit of a company is ₹ 3,20,000.If ₹40,000 were kept in reserve and ₹20,000 were kept in depreciation fund, what percent of dividend is paid to the ordinary share holders.

Solution:

F.V. = ₹10

Total face value of preference shares

= ₹1,00,000 × 10 = ₹10,00,000

Total face value of ordinary shares

= ₹50,000 × 10 = ₹5,00,000

Total dividend amount paid to shareholders

= ₹(3,20,000 – 40,000 – 20,000) = ₹2,60,000

Dividend for preference shares

$= \frac{16}{100} \times 10,00,000 =$ ₹1,60,000

Dividend to ordinary shares

= 2,60,000 – 1,60,000 = ₹1,00,000

Dividend rate for ordinary share

$= \frac{Income}{Investment} \times 100\%$

Dividend % = $\frac{1,00,000}{5,00,000} \times 100 = 20\%$

Example 7.20

A person sells a 20% stocks of face value ₹10,000 at a premium of 42%. With the money obtained he buys a 15% stock at a discount of 22%. What is the change in his income if the brokerage paid is 2%.

Solution:

Step 1: For 20% stocks:

F.V. = ₹100

Income = $\frac{20}{100} \times 10000$

= ₹ 2,000 ... (1)

07_11th_BM-STAT_Ch-7-EM.indd 170 08-12-2021 20:36:42

Investment = ₹10,000

Face value = ₹100

Market value = ₹100 + 42 – 2 = 140

Number of shares = $\frac{investments}{FV}$

$= \frac{10,000}{100} = 100$

Sales proceeds = 100 × 140 = 14,000

Step 2: For 15% stocks:

M.V. = ₹100 – 22 + 2 = 80

Number of shares = $\frac{investments}{FV}$

$= \frac{14000}{80} = 175$

Income = $175 \times \frac{15}{100} \times 100$ = ₹2625

Step 3: Change of income:

Change of income = ₹ 2625 – ₹ 2000 = ₹ 625

Example 7.21

Which is better investment: 12% ₹20 shares at ₹ 16 (or) 15% ₹ 20 shares at ₹24 .

Solution:

Let the investment in each case be ₹ (16× 24)

Step 1: Income on 12% shares:

Income from 12 % ₹20 shares at ₹ 16

$= \frac{12}{16} \times (16 \times 24)$ = ₹ 288

Step 2: Income on 15% shares:

Income from 15% ₹20 Shares at ₹ 24

$= \frac{15}{24} \times (16 \times 24)$ = ₹ 240

Hence, the first investment is better.

Exercise 7.2

1. Find the market value of 62 shares available at ₹132 having the par value of ₹100.
2. How much will be required to buy 125 of ₹25 shares at a discount of ₹7.
3. If the dividend received from 9% of ₹20 shares is ₹1,620, then find the number of shares.
4. Mohan invested ₹29,040 in 15% of ₹100 shares of a company quoted at a premium of 20%. Calculate
   (i) the number of shares bought by Mohan
   (ii) his annual income from shares
   (iii) the percentage return on his investment
5. A man buys 400 of ₹10 shares at a premium of ₹2.50 on each share. If the rate of dividend is 12%, then find
   (i) his investment
   (ii) annual dividend received by him
   (iii) rate of interest received by him on his money
6. Sundar bought ₹ 4,500, 12% of ₹10 shares at par. He sold them when the price rose to ₹23 and invested the proceeds in ₹25 shares paying 10% per annum at ₹18. Find the change in his income.
7. A man invests ₹13,500 partly in 6% of ₹100 shares at ₹140 and the remaining in 5% of ₹100 shares at ₹125. If his total income is ₹560, how much has he invested in each?
8. Babu sold some ₹100 shares at 10% discount and invested his sales proceeds in 15% of ₹50 shares at ₹33. Had he sold his shares at 10% premium instead of 10% discount, he would have earned ₹450 more. Find the number of shares sold by him.
9. Which is better investment? 7% of ₹100 shares at ₹120 (or) 8% of ₹100 shares at ₹135.

07_11th_BM-STAT_Ch-7-EM.indd 171 08-12-2021 20:36:43

10. Which is better investment? 20% stock at 140 (or) 10% stock at 70.

Exercise 7.3

Choose the correct answer

1. The dividend received on 200 shares of face value ₹100 at 8% is
   (a) ₹ 1600
   (b) ₹ 1000
   (c) ₹ 1500
   (d) ₹ 800

2. What is the amount realised on selling 8% stock of 200 shares of face value ₹100 at ₹50.
   (a) ₹ 16,000 (b) ₹ 10,000
   (c) ₹ 7,000 (d) ₹ 9,000

3. A man purchases a stock of ₹ 20,000 of face value ₹ 100 at a premium of 20%, then investment is
   (a) ₹ 20,000 (b) ₹ 25,000
   (c) ₹ 24,000 (d) ₹ 30,000

4. If a man received a total dividend of ₹ 25,000 at 10% dividend rate on a stock of face value ₹100, then the number of shares purchased.
   (a) 3500 (b) 4500
   (c) 2500 (d) 300

5. The brokerage paid by a person on the sale of 400 shares of face value ₹100 at 1% brokerage
   (a) ₹ 600 (b) ₹ 500
   (c) ₹ 200 (d) ₹ 400

6. Purchasing price of one share of face value ₹100 available at a discount of $9\frac{1}{2}$ % with brokerage $\frac{1}{2}$ % is
   (a) ₹89 (b) ₹90
   (c) ₹91 (d) ₹95

7. A person brought 100 shares of 9% stock of face value ₹100 at a discount of 10%, then the stock purchased is
   (a) ₹ 9000 (b) ₹ 6000
   (c) ₹ 5000 (d) ₹ 4000

8. The % of income on 7 % stock at ₹80 is
   (a) 9% (b) 8.75%
   (c) 8% (d) 7%

9. The annual income on 500 shares of face value ₹100 at 15% is
   (a) ₹ 7,500 (b) ₹ 5,000
   (c) ₹ 8,000 (d) ₹ 8,500

10. ₹ 5000 is paid as perpetual annuity every year and the rate of C.I. 10 %. Then present value P of immediate annuity is
    (a) ₹ 60,000 (b) ₹ 50,000
    (c) ₹ 10,000 (d) ₹ 80,000

11. If 'a' is the annual payment, 'n' is the number of periods and 'i' is compound interest for ₹1 then future amount of the ordinary annuity is
    (a) A= $\frac{a}{i}(1+i)[(1+i)^n-1]$
    (b) $A=\frac{a}{i}[(1+i)^n-1]$
    (c) $P=\frac{a}{i}$
    (d) $P=\frac{a}{i}(1+i)[1-(1+i)^{-n}]$

12. A invested some money in 10% stock at ₹96. If B wants to invest in an equally good 12% stock, he must purchase a stock worth of
    (a) ₹ 80 (b) ₹ 115.20
    (c) ₹ 120 (d) ₹ 125.40

13. An annuity in which payments are made at the beginning of each payment period is called

07_11th_BM-STAT_Ch-7-EM.indd 172 08-12-2021 20:36:45

(a) Annuity due
(b) An immediate annuity
(c) perpetual annuity
(d) none of these

14. The present value of the perpetual annuity of ₹ 2000 paid monthly at 10 % compound interest is
(a) ₹ 2,40,000 (b) ₹ 6,00,000
(c) ₹ 20,40,000 (d) ₹ 2,00,400

15. Example of contingent annuity is
(a) Installments of payment for a plot of land
(b) An endowment fund to give scholarships to a student
(c) Personal loan from a bank
(d) All the above

Miscellaneous Problems

1. Find the amount of annuity of ₹2000 payable at the end of each year for 4 years of money is worth 10% compounded annually.
$[(1.1)^4 = 1.4641]$

2. An equipment is purchased on an installment basis such that ₹5000 on the signing of the contract and four yearly installments of ₹3000 each payable at the end of first, second, third and the fourth year. If the interest is charged at 5% p.a find the cash down price. $[(1.05)^{-4} = 0.8227]$

3. (i) Find the amount of an ordinary annuity of ₹500 payable at the end of each year for 7 years at 7% per year compounded annually.
$[(1.07)^7 = 1.6058]$

(ii) Calculate the amount of an ordinary annuity of ₹10,000 payable at the end of each half-year for 5 years at 10% per year compounded half-yearly. $[(1.05)^{10} = 1.6289]$

(iii) Find the amount of an ordinary annuity of ₹600 is made at the end of every quarter for 10 years at the rate of 4% per year compounded quarterly. $[(1.01)^{40} = 1.4889]$

(iv) Find the amount of an annuity of ₹2000 payable at the end of every month for 5 years if money is worth 6% per annum compounded monthly. $[(1.005)^{60} = 1.3489]$

4. Naveen deposits ₹250 at the end of each month in an account that pays an interest of 6% per annum compounded monthly, how many months will be required for the deposit to amount to atleast ₹6390?
$[\log(1.1278) = 0.0523, \log(1.005) = 0.0022]$

5. A cash prize of ₹1,500 is given to the student standing first in examination of Business Mathematics by a person every year. Find out the sum that the person has to deposit to meet this expense. Rate of interest is 12% p.a

6. Machine A costs ₹15,000 and machine B costs ₹20,000. The annual income from A and B are ₹4,000 and ₹7,000 respectively. Machine A has a life of 4 years and B has a life of 7 years. Find which machine may be purchased. (Assume discount rate 8% p.a)
$[(1.08)^{-4} = 0.7350, (1.08)^{-7} = 0.5835]$

7. Vijay wants to invest ₹27,000 in buying shares. The shares of the following companies are available to him. ₹100 shares of company *A* at par value; ₹100 shares of company B at a premium of ₹25; ₹100 shares of company *C* at a discount of ₹10; ₹50 shares of company *D* at a premium of 20%. Find how many

07_11th_BM-STAT_Ch-7-EM.indd 173 08-12-2021 20:36:45

shares will he get if he buys shares of company (i) *A* (ii) *B* (iii) *C* (iv) *D*

8. Gopal invested ₹8,000 in 7% of ₹100 shares at ₹80. After a year he sold these shares at ₹75 each and invested the proceeds (including his dividend) in 18% for ₹25 shares at ₹41. Find
   (i) his dividend for the first year
   (ii) his annual income in the second year
   (iii) The percentage increase in his return on his original investment
9. A man sells 2000 ordinary shares (par value ₹10) of a tea company which pays a dividend of 25% at ₹33 per share. He invests the proceeds in cotton textiles (par value ₹25) ordinary shares at ₹44 per share which pays a dividend of 15%. Find (i) the number of cotton textiles shares purchased and (ii) change in his dividend income.
10. The capital of a company is made up of 50,000 preferences shares with a dividend of 16% and 25,000 ordinary shares. The par value of each of preference and ordinary shares is ₹10. The company had a total profit of ₹1,60,000. If ₹20,000 were kept in reserve and ₹10,000 in depreciation, what percent of dividend is paid to the ordinary share holders

Summary

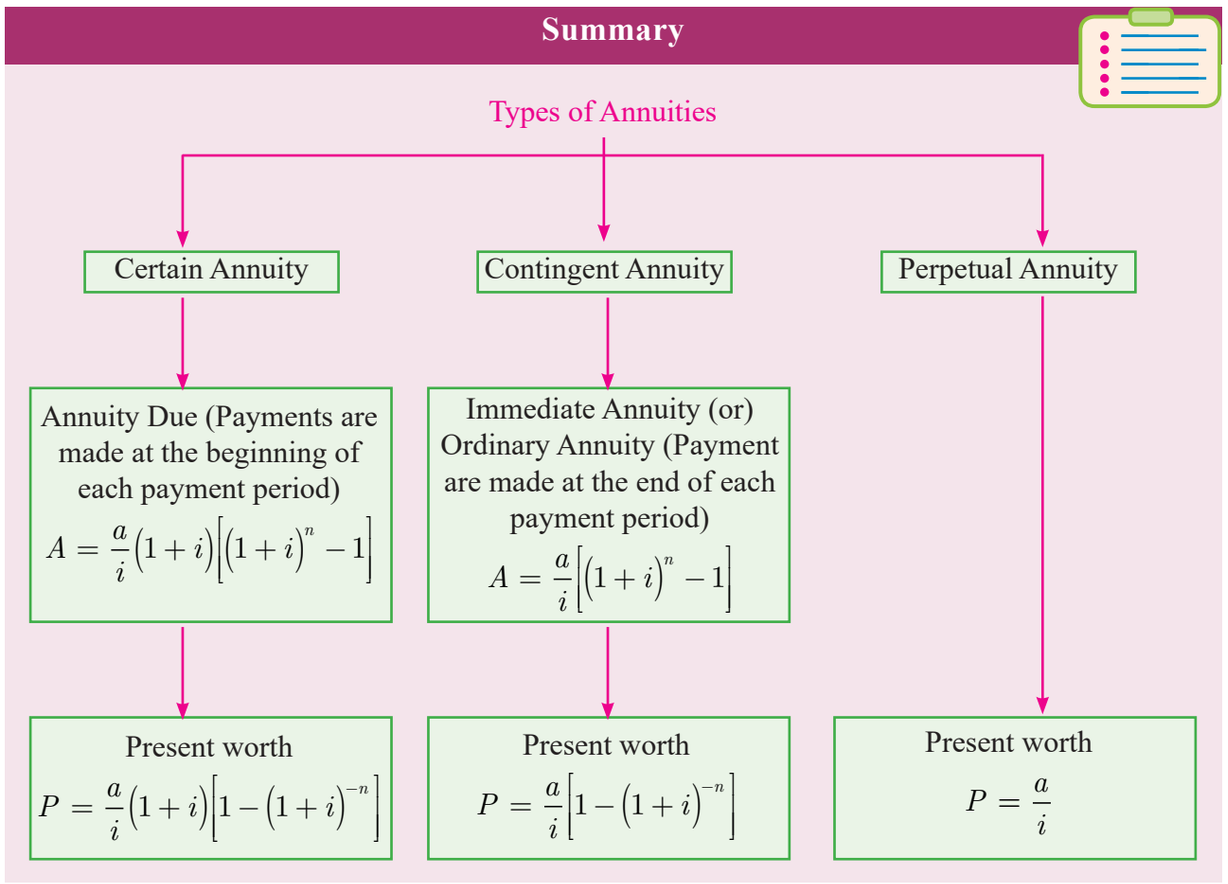

07_11th_BM-STAT_Ch-7-EM.indd 174 08-12-2021 20:36:45

- **Endowment or Scholarship fund**

  (i) If the scholarship is awarded endlessly, then $P = \frac{a}{i}$

  (ii) If the scholarship is awarded for a fixed period, say, n years, then $P = \frac{a}{i}\left[1-\left(1+i\right)^{-n}\right]$

- **Face Value:** The original Value of the share is called its nominal values or face value or printed value.

- **Market Value:** The price at which the share is sold (or) purchased in the capital market through stock exchanges is called the market value.

- A Share is called at par if the market value of the share is equal to its face (or) nominal value.

- A share is said to be above par (or) at premium, if the market value of the share is more than its nominal value.

- A share is said to be below par (or) at discount, if the market value of the share is less than its nominal value.

- The part of the annual profit, which a share holder gets for his investment from the company is called dividend.

- Dividend is always declared on the face value of the share and the rate of dividend is expressed as a percentage of the nominal value of a share per annum.

- Annual income of a shareholders = $\frac{n \times r \times F.V}{100}$

  Where n = number of shares with the shareholders
  r = rate of dividend,

- Annual Return = $\frac{Annual\ income}{investment\ in\ shares} \times 100\%$

- Number of Shares held = $\frac{investment}{M.V(or)F.V.of\ one\ share(as\ the\ type\ of\ investment)}$

  (or)

  $= \frac{Annual\ income}{income\ from\ one\ share}$ (or) $= \frac{Total\ F.V}{F.V.of\ one\ share}$

07_11th_BM-STAT_Ch-7-EM.indd 175 08-12-2021 20:36:46

- Which is better investment for two stocks of same face value

  Let the investment (each case) = (M.V of First stock × M.V. of Second Stock)

  Case (i)

  Income form $r_1\% = \frac{r_1}{(M.V.\ of\ r_1\%\ Stock)} \times$ Investment

  Case (ii)

  Income form $r_2\% = \frac{r_2}{(M.V.\ of\ r_2\%\ Stock)} \times$ Investment

GLOSSARY (கலைச்சொற்கள்)	
Brokerage	தரகு
Capital value	மூலதன மதிப்பு
Debentures	கடன் பத்திரங்கள்
Equity shares	சம பங்கு
Face value	முக மதிப்பு
Immediate annuity	தவணை பங்கீட்டு தொகை
Interest	வட்டி
Market price	சந்தை விலை
Payment interval	செலுத்தும் கால இடைவெளி
Periodic payment	காலமுறை செலுத்துதல்
Perpetual annuity	நிரந்தர தவணை பங்கீட்டு தொகை
Preference shares	முன்னுரிமை பங்குகள்
Selling price	விற்பனை விலை
Share holders	பங்குதாரர்கள்
Shares	பங்குகள்
Stock exchange	பங்குச் சந்தை
Stocks	சரக்கு முதல்கள்
Term of annuity	தவணை பங்கீட்டு தொகை காலம்
Transaction	பரிவர்த்தனை

07_11th_BM-STAT_Ch-7-EM.indd 176 08-12-2021 20:36:47

ICT Corner

Financial Mathematics

Step – 1

Open the Browser type the URL Link given below (or) Scan the QR Code.

GeoGebra Workbook called "**11th BUSINESS MATHEMATICS and STATISTICS**" will appear. In that there are several worksheets related to your Text Book.

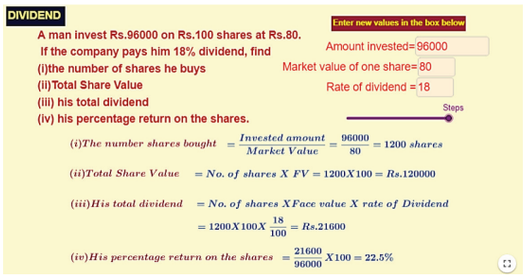

Expected Outcome ⇒

Step-2

Select the work sheet "Dividend" Move the sliders to see the steps. Type the Amount invested, Market value of one share and dividend rate in the box seen on right side and proceed.

Step 1

Step-1

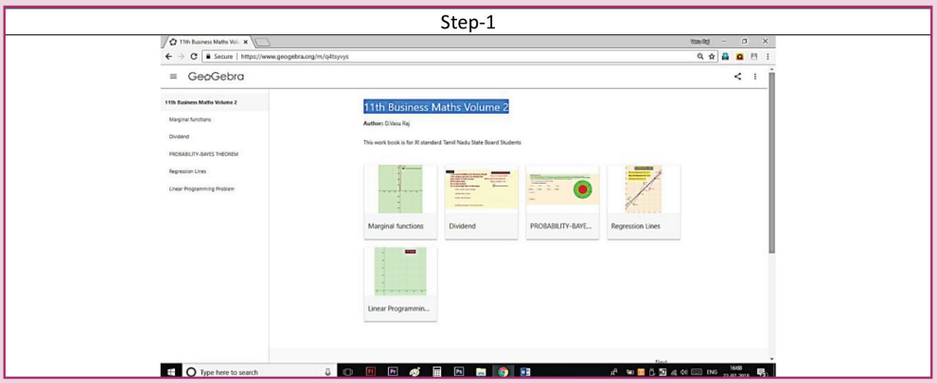

Step 2

Step-2

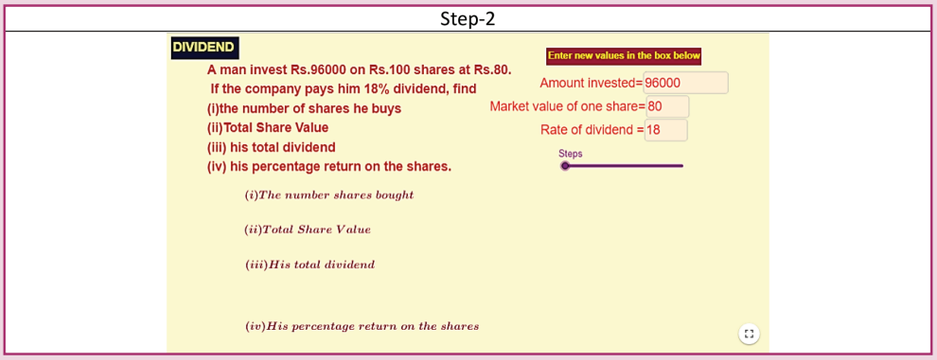

Browse in the link

11th Business Mathematics and Statistics
https://ggbm.at/qKj9gSTG (or) scan the QR Code

07_11th_BM-STAT_Ch-7-EM.indd 177 08-12-2021 20:36:47

Chapter 8

DESCRIPTIVE STATISTICS AND PROBABILITY

Learning Objectives

After studying this chapter students will be able to understand the following concepts.

- Measures of Central Tendency like A.M, G.M & H.M
- Relationship among the averages.
- Related positional measures like Quartiles, Deciles and percentiles etc.,
- Measures of Dispersion like Quartile Deviation, mean Deviation
- Relative measures like co-efficient of Quartile Deviation, co-efficient of Mean Deviation
- Concept of conditional probability and multiplication theorem.
- Baye's theorem and its applications.

8.1 Measures of Central Tendency

Introduction:


Sir Ronald Fisher

One of the most important objectives of Statistical analysis is to get one single value that describes the characteristic of the entire value for data. Such a value represent the measure of central tendency for the complete data. The word average is very commonly used in day-to-day conversation. For example, we often talk of average boy in a class, average height or average life of an Indian, average income, etc,. Sir Ronald Fisher who is known to be a father of statistics and he made his pioneering contributions in the applications of statistics in various disciplines.

JH8CE

8.1.1 Average

- Recall

There are several measures of central tendency for the data. They are

- Arithmetic Mean
- Median
- Mode
- Geometric Mean
- Harmonic Mean

Arithmetic Mean (discrete case)

Arithmetic mean of a set of observations is their sum divided by the number of observations. The observation are classified into a) Ungrouped data and b) Grouped data.

a) Ungrouped data

(i) Direct Method:

$$\overline{X} = \frac{X_1 + X_2 + X_3 + \ldots X_n}{n} = \frac{\sum X}{n}$$

where $\overline{X}$ is Arithmetic Mean, $\sum X$ is sum of all the values of the variable X and n is number of observations.

08_11th_BM-STAT_Ch-8-EM.indd 178 13-12-2022 11:09:21

(ii) Short-cut method

The arithmetic mean can be calculated by using any arbitrary value A as origin and write d as the deviation of the variable X then,

$$\overline{X} = A + \frac{\Sigma d}{n} \text{ where } d = X - A.$$

b) Grouped data

(i) Direct method

The formula for computing the mean is $\overline{X} = \frac{\Sigma fx}{N}$

where f is frequency, X is the variable, $N = \Sigma f$ i.e. total frequency.

(ii) Short-cut method

The arithmetic mean is computed by applying the following formula:

$\overline{X} = A + \frac{\Sigma fd}{N}$, where A is assumed mean, $d = X - A$, $N = \Sigma f$

Arithmetic mean for Continuous case

The arithmetic mean may be computed by applying any of the following methods:

(i) Direct method

(ii) Short-cut method

(iii) Step deviation method

(i) Direct method

When direct method is used arithmetic mean is defined as

$$\overline{X} = \frac{\Sigma fm}{N}$$

Where m = midpoint of each of the class interval,

f = the frequency of each class interval

$N = \Sigma f$ = total frequency

(ii) Short-cut method

The arithmetic mean is computed by applying the following formula.

$$\overline{X} = A + \frac{\Sigma fd}{N}$$

where A is assumed mean (or) arbitrary value, $d = m - A$ is deviations of mid-point from assumed mean and $N = \Sigma f$

(iii) Step Deviation Method

In case of grouped (or) continuous frequency distribution, the arithmetic mean is

$\overline{X} = A + \left(\frac{\Sigma fd}{N} \times c\right)$, where $d = \frac{(m - A)}{c}$

A is any arbitrary value (or) assumed mean and c is the magnitude of class interval.



All the above three methods of finding arithmetic mean in continuous case gives us the same answer.

Mode:

Mode is the value which repeats maximum number of times among the given observations.

Median:

Median is exactly a middle value and it exceeds and exceeded by the same number of observations. Median is one of the positional measure. Some other related positional measures are also described below.

NOTE



It is believed that the students might be familiar with the above concepts and our present syllabus continues from the following.

8.1.2 Related Positional Measures - Quartiles, Deciles and Percentiles :

Besides median there are other measures which divide a series into equal parts. Important amongest these are quartiles, deciles and percentiles.

08_11th_BM-STAT_Ch-8-EM.indd 179 13-12-2022 11:09:23

(i) Quartiles:

A measure which divides an array into four equal parts is known as quartiles.

Each portion contains equal number of items. The first, second and third points are termed as first quartile (Q_1), second quartile (Q_2) (better named as median) and the third quartile(Q_3). The first quartile (Q_1) or lower quartile, has 25% of the items of the distribution below it and 75% of the items are greater than it. Q_2(median) the second quartile or median has 50 % of the observations above it and 50% of the observations below it. The upper quartile or third quartile(Q_3) has 75% of the items of the distribution below it and 25% of the items are above it. Similarly the other two positional measures can be defined.

(ii) Deciles:

A measure which divides an array into ten equal parts is known as deciles.

That is Deciles are the values which divides the series into ten equal parts. We get nine dividing positions namely $D_1, D_2, \ldots, D_9$ which are called as deciles. Therefore there are nine deciles. It is to be noted that D_5 is equal to median.

(iii) Percentiles:

A measure which divides an array into hundred equal parts is known as Percentiles.

That is percentiles are the values which divides the series into hundred equal parts. We get 99 dividing positions $P_1, P_2, \ldots, P_{99}$ which are called as percentiles. Therefore there are 99 percentiles. It is to be noted that P_{50} is equal to median.

8.1.3 Computations for Related positional measure

The procedure for computing quartiles, deciles and percentiles are the same as the median.

(i) Ungrouped data:

Steps:

1. Arrange the data either in ascending or descending order of magnitude.

2. Apply the formula

Q_1 = Size of $\left(\frac{n+1}{4}\right)^{th}$ value

Q_3 = Size of $\left(\frac{3(n+1)}{4}\right)^{th}$ value

D_1 = Size of $\left(\frac{n+1}{10}\right)^{th}$ value

D_2 = Size of $2\left(\frac{n+1}{10}\right)^{th}$ value

P_{60} = Size of $60\left(\frac{n+1}{100}\right)^{th}$ value

P_{99} = Size of $99\left(\frac{n+1}{100}\right)^{th}$ value



$Q_2 = D_5 = P_{50}$ = **Median**

Example 8.1

Find D_2 and D_6 for the following series 22, 4, 2, 12, 16, 6, 10, 18, 14, 20, 8

Solution:

Here n = 11 observations are arranged into ascending order

2, 4, 6, 8, 10, 12, 14, 16, 18, 20, 22

D_2 = size of $2\left(\frac{n+1}{10}\right)^{th}$ value

D_6 = size of $6\left(\frac{n+1}{10}\right)^{th}$ value

D_2 = size of 2.4th value ≈size of 2nd value = 4

D_6 = size of 7.2^{th} value ≈size of 7th value =14

08_11th_BM-STAT_Ch-8-EM.indd 180 13-12-2022 11:09:25

Example 8.2

Calculate the value of Q_1, Q_3, D_6 and P_{50} from the following data

Roll No	1	2	3	4	5	6	7
Marks	20	28	40	12	30	15	50

Solution:

Marks are arranged in ascending order

12 15 20 28 30 40 50

n = number of observations =7

$$Q_1 = \text{Size of } \left(\frac{n+1}{4}\right)^{th} \text{ value}$$

$$= \text{Size of } \left(\frac{7+1}{4}\right)^{th} \text{ value}$$

$$= \text{Size of } 2^{nd} \text{ value } = 15$$

$$Q_3 = \text{Size of } \left(\frac{3(n+1)}{4}\right)^{th} \text{ value}$$

$$= \text{Size of} \left(\frac{3\times 8}{4}\right)^{th} \text{ value}$$

$$= \text{Size of } 6^{th} \text{ value} = 40$$

$$D_6 = \text{Size of } \left(\frac{6(n+1)}{10}\right)^{th} \text{ value}$$

$$= \text{Size of } \left(\frac{6\times 8}{10}\right)^{th} \text{ value}$$

$$= \text{Size of } 4.8^{th} \text{ value}$$

$$= \text{Size of } 5^{th} \text{ value} = 30$$

$$P_{50} = \text{Size of } \left(\frac{50(n+1)}{100}\right)^{th} \text{ value}$$

$$= \text{Size of } 4^{th} \text{ value} = 28$$

Hence Q_1=15, Q_3=40, D_6 =30 and P_{50}=28

(ii) Grouped data (discrete case):

Steps:

1. Arrange the data in ascending or descending order of magnitude.
2. Find out cumulative frequencies.
3. Apply the formula:

$$Q_1 = \text{Size of } \left(\frac{N+1}{4}\right)^{th} \text{ value}$$

$$Q_3 = \text{Size of } \left(\frac{3(N+1)}{4}\right)^{th} \text{ value}$$

Now look at the cumulative frequency (cf) column and find that total which is either equal to $\left(\frac{N+1}{4}\right)$ or next higher than that and determine the value of the variable corresponding to this. That gives the value of Q_1. Similarly Q_3 is determined with reference of $\frac{3(N+1)}{4}$ value of the variable.

Example 8.3

Compute Q_1, D_2 and P_{90} from the following data

Marks	10	20	30	40	50	60
No. of Students	4	7	15	8	7	2

Solution:

Marks X	Frequency f	Cumulative Frequency cf
10	4	4
20	7	11
30	15	26
40	8	34
50	7	41
60	2	N= 43

Table : 8.1

$$Q_1 = \text{Size of } \left(\frac{N+1}{4}\right)^{th} \text{ value}$$

$$= \text{Size of } \frac{43+1}{4} = 11^{th} \text{ value} = 20.$$

$$D_2 = \text{Size of } \left(\frac{2(N+1)}{10}\right)^{th} \text{ value}$$

$$= \text{Size of } \frac{88}{10} = 8.8^{th} \text{ value} = 20.$$

$$P_{90} = \text{Size of } \left(\frac{90(N+1)}{100}\right)^{th} \text{ value}$$

$$= \text{Size of } \frac{3960}{100} = 39.6^{th} \text{ value} = 50.$$

(iii) Grouped data (Continuous case):

In the case of continuous frequency distribution, the classes are arranged either in ascending or descending order and the

08_11th_BM-STAT_Ch-8-EM.indd 181 13-12-2022 11:09:29

class corresponding to the cumulative frequency (cf) just equal or greater than (N/4) is called Q_1 class and the value of Q_1 is obtained by the following formula:

$$Q_1 = L + \left(\frac{\frac{N}{4} - pcf}{f}\right) \times c$$

where L is the lower limit of the Q_1 class,

f is the frequency of the Q_1 class,

c is the magnitude of the Q_1 class,

pcf is the cumulative frequency of the pre Q_1 class.

Similarly third quartile value can be obtained by the same procedure with Q_3 class by the following formula:

$$Q_3 = L + \left(\frac{\frac{3N}{4} - pcf}{f}\right) \times c$$

where L is the lower limit of the third quartile class,

f is the frequency of the third quartile class,

c is the magnitude of the third quartile class,

pcf is the cumulative frequency of the pre Q_3 class.

Similarly the same procedure is to be followed for other positional measures such as deciles and percentiles,

$$D_4 = L + \left(\frac{\frac{4N}{10} - pcf}{f}\right) \times c$$

$$P_{60} = L + \left(\frac{\frac{60N}{100} - pcf}{f}\right) \times c$$

Example 8.4

Compute upper Quartiles, lower Quartiles, D_4 and P_{75} from the following data.

CI	10 – 20	20 – 30	30 – 40	40 – 50	50 – 60	60 – 70	70 – 80
Frequency	12	19	5	10	9	6	6

Solution:

CI	*f*	*cf*
10 – 20	12	12
20 – 30	19	31
30 – 40	5	36
40 – 50	10	46
50 – 60	9	55
60 – 70	6	61
70 – 80	6	N= 67
	N = 67	

Table : 8.2

Q_1= Size of $\left(\frac{N}{4}\right)^{th}$ value = $\frac{67}{4}$ = 16.75th value.

Thus Q_1 lies in the class (20 – 30) and its corresponding values are $L = 20$;

$\frac{N}{4}$ =16.75; pcf =12; f =19 ; c = 10

$$Q_1 = L + \left(\frac{\frac{N}{4} - pcf}{f}\right) \times c$$

$$Q_1 = 20 + \left(\frac{16.75 - 12}{19}\right) \times 10 = 20 + 2.5 = 22.5$$

Q_3 = Size of $\left(\frac{3N}{4}\right)^{th}$ value = 50.25th value

So Q_3 lies in the class (50-60) corresponding values are L = 50, $\left(\frac{3N}{4}\right)$ = 50.25; pcf = 46, f = 9, c = 10

$$Q_3 = L + \left(\frac{\frac{3N}{4} - pcf}{f}\right) \times c$$

$$Q_3 = 50 + \left(\frac{50.25 - 46}{9}\right) \times 10 = 54.72$$

$$D_4 = L + \left(\frac{\frac{4N}{10} - pcf}{f}\right) \times c$$

D_4 = Size of $\left(\frac{4N}{10}\right)^{th}$ value = 26.8th value. Thus D_4 lies in the class (20 – 30) and its corresponding values are

$L = 20$, $\frac{4N}{10}$ = 26.8; pcf = 12, f =19, c = 10.

08_11th_BM-STAT_Ch-8-EM.indd 182 13-12-2022 11:09:32

$$D_4 = 20 + \left(\frac{26.8 - 12}{19}\right) \times 10 = 27.79$$

P_{75} = Size of $\left(\frac{75N}{100}\right)^{th}$ value = 50.25^{th} value. Thus P_{75} lies in the class (50 – 60) and its corresponding values are

$$L = 50;\ \frac{75N}{100} = 50.25;\ pcf = 46, f = 9, c = 10.$$

$$P_{75} = L + \left(\frac{\frac{75N}{100} - pcf}{f}\right) \times c$$

$$= 50 + \left(\frac{50.25 - 46}{9}\right) \times 10 = 54.72$$

8.1.4 Geometric mean

Geometric mean is defined as the nth root of the product of *n* observations or values.

If there are two observations, we take the square root; if there are three observations we have to take the cube root and so on

$$GM = \sqrt[n]{X_1.X_2.X_3.....X_n} = (X_1, X_2, X3, ...X_n)^{1/n}$$

where $X_1, X_2, X_3, ..., X_n$ refer to the various items of the series which are all greater than zero and n refers number of observations.

Thus the geometric mean of 3 values 2,3,4 would be

$$GM = \sqrt[3]{(2)(3)(4)} = 2.885$$

When the number of items is three or more the task of multiplying the numbers and of extracting the root becomes excessively difficult. To simplify calculations, logarithms are used. Geometric mean is calculated as follows:

$$\log GM = \frac{\log X_1 + \log X_2 + ... + \log X_n}{n}$$

$$\text{(or)} \quad \log GM = \left(\frac{\Sigma \log X}{n}\right)$$

$$GM = Anti\log\left(\frac{\Sigma \log X}{n}\right),$$

where n is number of observation.

(i) In discrete observation

$$GM = Anti\log\left(\frac{\Sigma f \log X}{N}\right); \text{ where } N = \Sigma f$$

(ii) In Continuous observation

$$GM = Anti\log\left[\frac{\Sigma f \log m}{N}\right];$$ where m is midpoint and $N = \Sigma f$

Example 8.5

Daily income (in Rs) of ten families of a particular place is given below. Find out GM

85, 70, 15, 75, 500, 8, 45, 250, 40, 36.

Solution:

X	*log X*
85	1.9294
70	1.8451
15	1.1761
75	1.8751
500	2.6990
8	0.9031
45	1.6532
250	2.3979
40	1.6021
36	1.5563
	$\Sigma \log X = 17.6373$

Table : 8.3

$$GM = Anti\log\left(\frac{\Sigma \log X}{n}\right); \text{ where } n = 10$$

$$GM = Anti\log\left(\frac{17.6373}{10}\right)$$

$$= Anti\log(1.7637)$$

$$GM = 58.03$$

08_11th_BM-STAT_Ch-8-EM.indd 183 13-12-2022 11:09:42

Example 8.6

Calculate the geometric mean of the data given below giving the number of families and the income per head of different classes of people in a village of Kancheepuram District.

Class of people	No. of Families	Income per head in 1990 (Rs)
Landlords	1	1000
Cultivators	50	80
Landless labourers	25	40
Money- lenders	2	750
School teachers	3	100
Shop-keepers	4	150
Carpenters	3	120
Weavers	5	60

Solution:

Calculation of Geometric Mean

Class of people	Income per head in 1990 (₹) X	No of Families f	$\log X$	$f \log X$
Landlords	1000	1	3.0000	3.0000
Cultivators	80	50	1.9031	95.1550
Landless labourers	40	25	1.6021	40.0525
Money- lenders	750	2	2.8751	5.7502
School teachers	100	3	2.0000	6.0000
Shopkeepers	150	4	2.1761	8.7044
Carpenters	120	3	2.0792	6.2376
Weavers	60	5	1.7782	8.8910
		N = 93		Σ=173.7907

Table : 8.4

$$GM = Anti\log\left(\frac{\Sigma f \log X}{N}\right)$$

$$= Anti\log\left(\frac{173.7907}{93}\right)$$

$$= Anti\log(1.8687)$$

GM = 73.91

Example 8.7

Compute the Geometric mean from the data given below:

Marks	0-10	10-20	20-30	30-40	40-50
No. of Students	8	12	18	8	6

Solution:

Marks	m	f	$\log m$	$f \log m$
0-10	5	8	0.6990	5.5920
10-20	15	12	1.1761	14.1132
20-30	25	18	1.3979	25.1622
30-40	35	8	1.5441	12.3528
40-50	45	6	1.6532	9.9192
		N = 52		$\Sigma f \log m$ = 67.1394

Table : 8.5

$$GM = Anti\log\left(\frac{\Sigma f \log m}{N}\right)$$

$$= Anti\log\left(\frac{67.1394}{52}\right)$$

$$= Anti\log(1.2911)$$

GM = 19.54

Specific uses of Geometric mean

The most useful application of geometric mean is to average the rate of changes. For example, from 2006 to 2008 prices increased by 5%, 10% and 18% respectively. The average annual increase is not 11% $\left(\frac{5+10+18}{3} = 11\right)$ as given by the arithmetic average but 10.9% as obtained by the geometric mean. This average is also useful in measuring the growth of population, because population increases in geometric progression.

Example 8.8

Compared to the previous year the overhead expenses went up by 32% in 1995, they

08_11th_BM-STAT_Ch-8-EM.indd 184 13-12-2022 11:09:48

increased by 40% in the next year and by 50% in the following year. Calculate the average rate of increase in overhead expenses over the three years.

Solution:

In averaging ratios and percentages, geometric mean is more appropriate. Let us consider X represents Expenses at the end of the year.

% Rise	X	$\log X$
32	132	2.1206
40	140	2.1461
50	150	2.1761
		$\Sigma \log X = 6.4428$

Table : 8.6

$$GM = Anti\log\left(\frac{\Sigma \log X}{n}\right)$$

$$= Anti\log\left(\frac{6.4428}{3}\right)$$

$$= Anti\log(2.1476)$$

$$GM = 140.5$$

Average rate of increase in overhead expenses

$$140.5 - 100 = 40.5\ \%$$



Geometric mean cannot be calculated if one of the observations is zero.

8.1.5 Harmonic mean

Harmonic mean is defined as the reciprocal of the arithmetic mean of the reciprocal of the individual observations. It is denoted by HM.

Thus, HM $= \dfrac{n}{\left(\dfrac{1}{X_1}+\dfrac{1}{X_2}+.....+\dfrac{1}{X_n}\right)}$

When the number of items is large the computation of harmonic mean in the above manner becomes tedious. To simplify calculations we obtain reciprocals of the various items from the tables and apply the following formulae:

(i) In individual observations

$$HM = \frac{n}{\left(\dfrac{1}{X_1}+\dfrac{1}{X_2}+.....+\dfrac{1}{X_n}\right)} \quad \text{(or)}$$

$$HM = \frac{n}{\Sigma\left(\dfrac{1}{X}\right)}$$

where n is number of observations or items or values.

(ii) In discrete frequency distribution

$$HM = \frac{N}{\Sigma\left(\dfrac{f}{X}\right)} \text{ where}$$

N = total frequency= Σf

(iii) In continuous frequency distribution

$$HM = \frac{N}{\Sigma\left(\dfrac{f}{m}\right)}$$

Where m is midpoint and N is total frequency

Example 8.9

Calculate the Harmonic Mean of the following values:

1, 0.5, 10, 45.0, 175.0, 0.01, 4.0, 11.2.

08_11th_BM-STAT_Ch-8-EM.indd 185 13-12-2022 11:09:54

Solution:

X	$\frac{1}{X}$
1	1.0000
0.5	2.0000
10	0.1000
45	0.0222
175	0.0057
0.01	100.0000
4.0	0.2500
11.2	0.0893
	$\Sigma\left(\frac{1}{X}\right)$=103.4672

Table : 8.7

$n = 8$

$$HM = \frac{n}{\Sigma\left(\frac{1}{X}\right)} = \frac{8}{103.467} = 0.077$$

Example 8.10

From the following data compute the value of Harmonic Mean

Marks	10	20	25	40	50
No. of students	20	30	50	15	5

Solution:

Calculation of Harmonic Mean

Marks X	No. of Students f	$\frac{f}{x}$
10	20	2.000
20	30	1.500
25	50	2.000
40	15	0.375
50	5	0.100
	$N = 120$	$\Sigma\left(\frac{f}{X}\right) = 5.975$

Table : 8.8

$$HM = \frac{N}{\Sigma\left(\frac{f}{X}\right)} = \frac{120}{5.975} = 20.08$$

Example 8.11

Calculate Harmonic Mean for the following data given below:

Value	0-10	10-20	20-30	30-40	40-50
Frequency	8	12	20	6	4

Solution:

Calculation of Harmonic Mean

Value	Mid-Point m	f	$\left(\frac{f}{m}\right)$
0-10	5	8	1.60
10-20	15	12	0.80
20-30	25	20	0.80
30-40	35	6	0.17
40-50	45	4	0.09
		N = 50	$\Sigma\left(\frac{f}{m}\right)$ **=3.46**

Table : 8.9

$$HM = \frac{N}{\Sigma\left(\frac{f}{m}\right)} = \frac{50}{3.46} = 14.45$$

Special applications of Harmonic Mean

The Harmonic Mean is restricted in its field of usefulness. It is useful for computing the average rate of increase of profits of a concern or average speed at which a journey has been performed or the average price at which an article has been sold. The rate usually indicates the relation between two different types of measuring units that can be expressed reciprocally.

For example, if a man walked 20km in 5 hours, the rate of his walking speed can be expressed

08_11th_BM-STAT_Ch-8-EM.indd 186 13-12-2022 11:09:56

$$\frac{20\,km}{5\,hours}=4\,km\ per\ hour$$

where the units of the first term is a km and the unit of the second term is an hour or reciprocally,

$$\frac{5\,hours}{20\,km}=\frac{1}{4}\ hour\ per\ km\ .$$

where the unit of the first term is an hour and the unit of the second term is a km.

Example 8.12

An automobile driver travels from plain to hill station 100km distance at an average speed of 30km per hour. He then makes the return trip at average speed of 20km per hour what is his average speed over the entire distance (200km)?

Solution:

If the problem is given to a layman he is most likely to compute the arithmetic mean of two speeds.

i.e., $\overline{X} = \frac{30\,km + 20\,km}{2} = 25\ kmph$

But this is not the correct average.

So harmonic mean would be mean suitable in this situation.

Harmonic Mean of 30 and 20 is

$$HM=\frac{2}{\left(\frac{1}{20}\right)+\left(\frac{1}{30}\right)}=\frac{2}{\left(\frac{5}{60}\right)}=\frac{2(60)}{5}=24\,kmph$$

8.1.6 Relationship among the averages

In any distribution when the original items differ in size, the values of AM, GM and HM would also differ and will be in the following order

$$AM \geq GM \geq HM$$



If all the numbers $X_1, X_2, \ldots, X_n$ are identical then, AM = GM = HM.

Example 8.13

Verify the relationship among AM, GM and HM for the following data

X	7	10	13	16	19	22	25	28
f	10	22	24	28	19	9	12	16

Solution:

X	f	Xf	log$X$	f log$X$	f / X
7	10	70	0.8451	8.4510	1.4286
10	22	220	1	22.0000	2.2000
13	24	312	1.1139	26.7346	1.8462
16	28	448	1.2041	33.7154	1.7500
19	19	361	1.2788	24.2963	1.0000
22	9	198	1.3424	12.0818	0.4091
25	12	300	1.3979	16.7753	0.4800
28	16	448	1.4472	23.1545	0.5714
	$\sum f = N = 140$	$\sum fX = 2357$		$\sum f \log x = 167.209$	$\sum \frac{f}{x} = 9.6852$

Table : 8.10

08_11th_BM-STAT_Ch-8-EM.indd 187 13-12-2022 11:10:00

$$AM = \frac{\sum fX}{N} = \frac{2357}{140} = 16.84$$

$$GM = Anti\log\left(\frac{\sum f \log X}{N}\right)$$

$$= Anti\log\left(\frac{167.209}{140}\right) = Anti\log(1.1944) = 15.65$$

$$HM = \frac{N}{\Sigma\left(\frac{f}{X}\right)} = \frac{140}{9.6852} = 14.46$$

i.e. 16.84>15.65 >14.46

$\therefore$ $AM > GM > HM$

NOTE

The Harmonic Mean is a measure of central tendency for data expressed as rates such as kilometres per hour, kilometres per litre, periods per semester, tonnes per month etc.

Example 8.14

A's scooter gives an average of 40km a litre while B's scooter gives an average of 30km a litre . Find out the mean, if

(i) each one of them travels 120 km.

(ii) the petrol consumed by both of them is 2 litres per head.

Solution:

(i) Here the distance is constant. Hence harmonic mean is appropriate.

$$HM = \frac{n}{\frac{1}{a}+\frac{1}{b}}$$

$$= \frac{2}{\frac{1}{40}+\frac{1}{30}} = \frac{2}{\frac{7}{120}}$$

$$= \frac{2\times120}{7} = 34.3 \text{ km per litre}$$

(ii) Here the quantity of petrol consumed is fixed i.e 2 litres. Here the arithmetic mean will give the correct answer.

$$\overline{X} = \frac{Total\ distance\ Covered}{Total\ Petrol\ Consumed}$$

$$\overline{X} = \frac{40\times2+30\times2}{4} = 35$$

$\therefore$ Average speed = 35 km per litre.

Example 8.15

A person purchases tomatoes from each of the 4 places at the rate of 1kg., 2kg., 3kg., and 4kg. per rupee respectively .On the average, how many kilograms has he purchased per rupee?

Solution:

Since we are given rate per rupee, harmonic mean will give the correct answer.

$$HM = \frac{n}{\frac{1}{a}+\frac{1}{b}+\frac{1}{c}+\frac{1}{d}}$$

$$= \frac{4}{\frac{1}{1}+\frac{1}{2}+\frac{1}{3}+\frac{1}{4}}$$

$$= \frac{4\times12}{25}$$

= 1.92 kg per rupee.

8.2 Measures of Dispersion

Average gives us an idea on the point of the concentration of the observations about the central part of the distribution. If we know the average alone we cannot form a complete idea about the distribution as will be clear from the following example.

Consider the series:

(i) 7,8,9,10,11 (ii) 3,6,9,12,15 and (iii) 1,5,9, 13,17. In all these cases we see that n, the number of observations is 5 and the mean is 9. If we are given that the mean of 5 observations is 9, we cannot form an idea

08_11th_BM-STAT_Ch-8-EM.indd 188 13-12-2022 11:10:08

as to whether it is the average of first series or second series or third series or of any other series of 5 observations whose sum is 45. Thus we see that the measures of central tendency are inadequate to give us a complete idea of the distribution. So they must be supported and supplemented by some other measures. One such measure is Dispersion, which provides the nature of spreadness of the data.

Literal meaning of dispersion is "scatteredness" we study dispersion to have an idea about the homogeneity or heterogeneity of the distribution. In the above case we say that series (i) is more homogeneous (less dispersed) than the series (ii) or (iii) or we say that series (iii) is more heterogeneous (more scattered) than the series (i) or (ii).

Various measures of dispersion can be classified into two broad categories.

(a) The measures which express the spread of observations in terms of distance between the values of selected observations. These are also termed as distance measures.

Example: Range and interquartile range (or) quartile deviation.

(b) The measures which express the spread of observations in terms of the average of deviations of observation from some central value.

Example: Mean deviation and Standard deviation.

8.2.1 Quartile Deviation

Quartile Deviation is defined as

$QD = \frac{1}{2}(Q_3 - Q_1)$. It may also be called as semi-inter quartile. Where Q_1 and Q_3 are the first and third quartiles of the distribution respectively and $Q_3 - Q_1$ is called as inter quartile range.

(i) Relative measures for QD

Quartile deviation is an absolute measure of dispersion. The relative measure corresponding to this measure, called the coefficient of quartile deviation is calculated as follows:

$$\text{Coefficient of QD} = \frac{Q_3 - Q_1}{Q_3 + Q_1}$$

Coefficient of quartile deviation can be used to compare the degree of variation in different distributions.

(ii) Computation of Quartile Deviation

The process of computing quartile deviation is very simple since we just have to compute the values of the upper and lower quartiles that is Q_3 and Q_1 respectively.

Example 8.16

Calculate the value of quartile deviation and its coefficient from the following data

Roll No.	1	2	3	4	5	6	7
Marks	20	28	40	12	30	15	50

Solution:

Marks are arranged in ascending order

12 15 20 28 30 40 50

n = number of observations =7

Q_1= Size of $\left(\frac{(n+1)}{4}\right)^{th}$ value = Size of $\left(\frac{7+1}{4}\right)^{th}$ value = Size of 2nd value = 15

Hence $Q_1 = 15$

Q_3 = Size of $\left(\frac{3(n+1)}{4}\right)^{th}$ value = Size of $\left(\frac{3\times 8}{4}\right)^{th}$ value = Size of 6th value = 40

Hence $Q_3 = 40$

08_11th_BM-STAT_Ch-8-EM.indd 189 13-12-2022 11:10:09

$$QD = \frac{1}{2}(Q_3 - Q_1) = \frac{40-15}{2} = 12.5$$

Coefficient of QD

$$= \frac{Q_3 - Q_1}{Q_3 + Q_1} = \frac{40-15}{40+15} = \frac{25}{55} = 0.455$$

Hence coefficient of QD $= 0.455$

Example 8.17

Compute coefficient of quartile deviation from the following data

Marks	10	20	30	40	50	60
No. of Students	4	7	15	8	7	2

Solution:

Marks	Frequency	Cumulative Frequency
X	f	cf
10	4	4
20	7	11
30	15	26
40	8	34
50	7	41
60	2	43
		$N = \sum f = 43$

Table : 8.11

$$Q_1 = \text{Size of } \left(\frac{N+1}{4}\right)^{th} \text{ value} = \text{Size } 11^{th} \text{ value} = 20$$

$$Q_3 = \text{Size of } \left(\frac{3(N+1)}{4}\right)^{th} \text{ value}$$

$$= \text{Size of } 33^{rd} \text{ value} = 40.$$

$$QD = \frac{1}{2}(Q_3 - Q_1) = \frac{40-20}{2} = 10$$

$$\text{Coefficient of QD} = \frac{Q_3 - Q_1}{Q_3 + Q_1} = \frac{40-20}{40+20}$$

$$= \frac{20}{60} = 0.333$$

Example 8.18

Compute Quartile deviation from the following data

CI	10 – 20	20 – 30	30 – 40	40 – 50	50 – 60	60 – 70	70 – 80
f	12	19	5	10	9	6	6

Solution:

CI	f	cf
10 – 20	12	12
20 – 30	19	31
30 – 40	5	36
40 – 50	10	46
50 – 60	9	55
60 – 70	6	61
70 – 80	6	67
	N = 67	

Table : 8.12

$$Q_1 = \text{Size of } \left(\frac{N}{4}\right)^{th} \text{ value} = \left(\frac{67}{4}\right)^{th} = 16.75^{th} \text{ value}$$

Thus Q_1 lies in the class 20 – 30; and the corresponding values are

$$L = 20,\ \frac{N}{4} = 16.75,\ pcf = 12,\ f = 19,\ c = 10$$

$$Q_1 = L + \left(\frac{\frac{N}{4} - pcf}{f}\right) \times c$$

$$Q_1 = 20 + \left(\frac{16.75 - 12}{19}\right) \times 10 = 20 + 2.5 = 22.5$$

$$Q_3 = \text{Size of } \left(\frac{3N}{4}\right)^{th} \text{ value} = 50.25^{th} \text{ value}$$

Thus Q_3 lies in the class 50 – 60 and the corresponding values are

$$L = 50,\ \frac{3N}{4} = 50.25,\ pcf = 46,\ f = 9,\ c = 10$$

$$Q_3 = L + \left(\frac{\frac{3N}{4} - pcf}{f}\right) \times c$$

$$Q_3 = 50 + \left[\frac{50.25 - 46}{9}\right] \times 10 = 54.72$$

08_11th_BM-STAT_Ch-8-EM.indd 190 13-12-2022 11:10:12

$$QD = \frac{1}{2}(Q_3 - Q_1)$$

$$= \frac{54.72 - 22.5}{2} = 16.11$$

$\therefore$ QD = 16.11

8.2.2 Mean deviation

Mean Deviation (MD) is defined as the average of the absolute difference between the items in a distribution and the mean or median of that series.

(i) Computation of Mean Deviation - Individual observations

If $X_1, X_2, X_3, ...X_n$ are n given observation then the mean deviation about mean or median is as follows

$$\text{MD about Mean} = \frac{\sum|X - \bar{X}|}{n} = \frac{\sum|D|}{n}$$

where $|D| = |X - \bar{X}|$ and n is the number of observations.

$$\text{MD about Median} = \frac{\Sigma|x - median|}{n} = \frac{\Sigma|D|}{n}$$

where $|D| = |X - median|$ and n is the number of observations.

NOTE

If the Mean deviation is computed from Median then in that case $|D|$ shall denote deviations of the items from Median, ignoring signs.

(ii) Computation of Mean Deviation - Discrete series

In discrete series the formula for calculating mean deviation is

$$\text{MD about Mean} = \frac{\sum f|X - \bar{X}|}{N} = \frac{\sum f|D|}{N}$$

where $|D| = |X - \bar{X}|$ by ignoring negative signs and N is total frequencies.

$$\text{MD about Median} = \frac{\sum f|X - Median|}{N}$$

$$= \frac{\sum f|D|}{N}$$

where $|D|$ = $|X$ – Median$|$ by ignoring negative sign and N is total frequencies.

(iii) Calculation of Mean Deviation- Continuous Series

For calculating Mean deviation in continuous series we have to obtain the midpoints of the various classes and take the deviations of these mid points from mean or median.

$$\text{MD about Mean} = \frac{\sum f|M - \bar{X}|}{N} \text{ (or)}$$

$$\text{MD about Mean} = \frac{\sum f|D|}{N}$$

where M is a mid value, $|D| = |M - \bar{X}|$ and N is the total frequencies.

$$\text{MD about Median} = \frac{\sum f|M - Median|}{N} \text{ (or)}$$

$$\text{MD about Mean} = \frac{\sum f|D|}{N}$$

where M is a mid value, $|D|$ = $|M$–Median$|$ (by ignoring negative sign) and N is the total frequencies.

(iv) Relative Measure for Mean Deviation

The relative measure corresponding to the mean deviation is called the coefficient of mean deviation and it is obtained as follows

$$\text{Coefficient of MD about mean} = \frac{Mean\ Deviation\ about\ Mean}{Mean}$$

$$\text{Coefficient of MD about median} = \frac{Mean\ Deviation\ about\ Median}{Median}$$

08_11th_BM-STAT_Ch-8-EM.indd 191 13-12-2022 11:10:19

NOTE

However, in practice the arithmetic mean is more frequently used in calculating the mean deviation. If specifically stated to calculate mean deviation about median, median can be used.

Example 8.19

Calculate the Mean Deviation about mean and its coefficient of the income groups of five, given below.

Income Rs.	4000	4200	4400	4600	4800

Solution:

Calculation of Mean Deviation about Mean

$$\text{Mean} = \frac{\sum X}{n} = \frac{22000}{5} = 4400$$

Income (Rs) X	$\lvert D\rvert = (X - 4400)$
4000	400
4200	200
4400	0
4600	200
4800	400
$\sum X = 22000$	$\sum \lvert D\rvert = 1200$

Table : 8.13

$$\text{Median Deviation about Mean } MD = \frac{\Sigma |D|}{n}$$

$$\text{MD} = \frac{1200}{5} = 240$$

$$\text{Coefficient of } MD = \frac{240}{4400} = 0.055$$

Example 8.20

Calculate the mean deviation about median and its relative measure for seven numbers given below: 55, 45, 40, 20, 60, 80, and 30.

Solution:

Arrange the values in ascending order 20, 30, 40, 45, 55, 60, 80.

$$\text{Median} = \text{size of } \left(\frac{(n+1)}{2}\right)^{th} \text{ value when n is odd}$$

$$= \text{size of } \left(\frac{(7+1)}{2}\right)^{th} \text{ value}$$

$$= \text{size of } 4^{th} \text{ item} = 45$$

X	$\lvert X - \text{Median}\rvert = \lvert X - 45\rvert$
20	25
30	15
40	5
45	0
55	10
60	15
80	35
	$\Sigma \lvert X - \text{Median}\rvert = 105$

Table : 8.14

$$\text{MD about Median} = \frac{\sum |X - Median|}{n}$$

$$= \frac{105}{7} = 15.0$$

$$\text{Coefficient of MD about median} = \frac{15}{45} = 0.33$$

Example 8.21

Calculate the Mean deviation about mean for the following data.

Size	2	4	6	8	10	12	14	16
frequency	2	2	4	5	3	2	1	1

Solution:

Calculation of Mean Deviation about Mean

From the Table 8.15, we get

$$\overline{X} = \frac{\Sigma fX}{N} = \frac{160}{20} = 8$$

Mean Deviation about Mean

$$= \frac{\Sigma f |D|}{N} = \frac{56}{20} = 2.8$$

08_11th_BM-STAT_Ch-8-EM.indd 192 13-12-2022 11:10:26

X	f	fX	$\|D\| = \|X - 8\|$	f|D|
2	2	4	6	12
4	2	8	4	8
6	4	24	2	8
8	5	40	0	0
10	3	30	2	6
12	2	24	4	8
14	1	14	6	6
16	1	16	8	8
	$N = 20$	$\Sigma fX = 160$		$\Sigma f \mid D \mid = 56$

Table : 8.15

Example 8.22

Calculate the Mean deviation about median and its relative measure for the following data.

X	15	25	35	45	55	65	75	85
frequency	12	11	10	15	22	13	18	19

Solution:

Already the values are arranged in ascending order then Median is obtained by the following:

X	f	cf
15	12	12
25	11	23
35	10	33
45	15	48
55	22	70
65	13	83
75	18	101
85	19	120
	N = 120	

Table : 8.16

$$\text{Median} = \text{size of } \left(\frac{(n+1)}{2}\right)^{th} \text{ value}$$

$$= \text{size of } \left(\frac{(120+1)}{2}\right)^{th} \text{ value}$$

$$= \text{size of } 60.5^{th} \text{ item} = 55$$

MD about Median

$$= \frac{\sum f\,|X - Median|}{N} = \frac{\sum f\,|D|}{N}$$

Mean deviation about Median

X	f	$\|D\| = \|X - 55\|$	f|D|
15	12	40	480
25	11	30	330
35	10	20	200
45	15	10	150
55	22	0	0
65	13	10	130
75	18	20	360
85	19	30	570
	N = 120		$\Sigma f \mid D \mid = 2220$

Table : 8.17

MD about Median $= \frac{2220}{120} = 18.5$

Coefficient of mean deviation about median

$$= \frac{MD\ about\ Median}{Median}$$

$$= \frac{18.5}{55} = 0.34$$

Example 8.23

Find out the coefficient of mean deviation about median in the following series

Age in years	0-10	10-20	20-30	30-40	40-50	50-60	60-70	70-80
No. of persons	20	25	32	40	42	35	10	8

Calculations have to be made correct to two places of decimals.

08_11th_BM-STAT_Ch-8-EM.indd 193 13-12-2022 11:10:30

Solution:

Calculation for median follows by the following table

X	f	cf
0-10	20	20
10-20	25	45
20-30	32	77
30-40	40	117
40-50	42	159
50-60	35	194
60-70	10	204
70-80	8	N=212

Table : 8.18

$\frac{N}{2} = \frac{212}{2} = 106$. Class interval corresponding to cumulative frequency 106 is (30 – 40). So, the corresponding values from the median class are $L = 30$, $pcf = 77$, $f = 40$ and $c = 10$.

$$\text{Median} = L + \left(\frac{\left(\frac{N}{2}\right) - pcf}{f} \right) \times c$$

$$\text{Median} = 30 + \left(\frac{106 - 77}{40} \right) \times 10$$

$\therefore$ Median =37.25 (corrected to two places of decimals)

Calculations proceeded for mean deviation about the median.

X	f	M	$\lvert D\rvert = \lvert X - 37.25\rvert$	$f\lvert D\rvert$
0-10	20	5	32.25	645
10-20	25	15	22.25	556.25
20-30	32	25	12.25	392
30-40	40	35	2.25	90
40-50	42	45	7.75	325.5
50-60	35	55	17.75	621.25
60-70	10	65	27.75	277.5
70-80	8	75	37.75	302
	N=212			$\Sigma f \lvert D \rvert$=3209.5

Table : 8.19

Then the mean deviation about median is to be computed by the following

$$\text{MD about Median} = \frac{\Sigma f|D|}{N} = \frac{3209.5}{212} = 15.14$$

Coefficient of MD about Median

$$= \frac{\text{M.D. about median}}{\text{Median}} = \frac{15.14}{37.25} = 0.4064 = 0.41$$

(corrected to two decimal places).

NOTE

The above problem can also be solved for mean deviation about mean instead of median.

Exercise 8.1

1. Find the first quartile and third quartile for the given observations.
   2, 4, 6, 8, 10, 12, 14, 16, 18, 20, 22

2. Find Q_1 , Q_3, D_8 and P_{67} of the following data:

Size of Shares	4	4.5	5	5.5	6	6.5	7	7.5	8
Frequency	10	18	22	25	40	15	10	8	7

3. Find lower quartile, upper quartile, 7th decile, 5th decile and 60th percentile for the following frequency distribution.

Wages	10-20	20-30	30-40	40-50	50-60	60-70	70-80
Frequency	1	3	11	21	43	32	9

4. Calculate GM for the following table gives the weight of 31 persons in sample survey.

Weight (lbs):	130	135	140	145	146	148	149	150	157
Frequency	3	4	6	6	3	5	2	1	1

08_11th_BM-STAT_Ch-8-EM.indd 194 13-12-2022 11:10:33

5. The price of a commodity increased by 5% from 2004 to 2005 , 8% from 2005 to 2006 and 77% from 2006 to 2007. Calculate the average increase from 2004 to 2007?

6. An aeroplane flies, along the four sides of a square at speeds of 100,200,300 and 400 kilometres per hour respectively. What is the average speed of the plane in its flight around the square.

7. A man travelled by car for 3 days. He covered 480 km each day. On the first day he drove for 10 hours at 48 km. an hour. On the second day, he drove for 12 hours at 40 km an hour and for the last day he drove for 15 hours at 32 km. What is his average speed?

8. The monthly incomes of 8 families in rupees in a certain locality are given below. Calculate the mean, the geometric mean and the harmonic mean and confirm that the relations among them holds true. Verify their relationships among averages.

Family:	A	B	C	D	E	F	G	H
Income (Rs.):	70	10	50	75	8	25	8	42

9. Calculate AM, GM and HM and also verify their relations among them for the following data

X	5	15	10	30	25	20	35	40
f	18	16	20	21	22	13	12	16

10. Calculate AM, GM and HM from the following data and also find its relationship:

Marks:	0-10	10-20	20-30	30-40	40-50	50-60
No. of students:	5	10	25	30	20	10

11. Calculate the quartile deviation and its coefficient from the following data:

Age in Years:	20	30	40	50	60	70	80
No. of Members:	13	61	47	15	10	18	36

12. Calculate quartile deviation and its relative measure from the following data:

X	0-10	10-20	20-30	30-40	40-50	50-60
f	5	10	13	18	14	8

13. Compute mean deviation about median from the following data:

Height in inches	No. of students
58	15
59	20
60	32
61	35
62	35
63	22
64	20
65	10
66	8

14. Compute the mean deviation about mean from the following data:

Class Interval:	0-5	5-10	10-15	15-20	20-25
Frequency f	3	5	12	6	4

15. Find out the coefficient of mean deviation about median in the following series

Age in years	0-10	10-20	20-30	30-40	40-50	50-60	60-70	70-80
No. of persons	8	12	16	20	37	25	19	13

08_11th_BM-STAT_Ch-8-EM.indd 195 13-12-2022 11:10:33

8.3 Probability

The word 'probability' or 'chance' is very commonly used in day-to-day conversation and generally people have a rough idea about its meaning. For example, we come across statements like

"Probably it may rain tomorrow";

"The chances of teams A and B winning a certain match are equal";

All these terms – possible, probable, etc., convey the same sense, i.e., the event is not certain to take place or, in other words, there is uncertainty about happening of the event in question. In Layman's terminology the word 'Probability' thus can notes that there is uncertainty about what has happened. However, in mathematics and statistics we try to present conditions under which we can make sensible numerical statements about uncertainty and apply certain methods of calculating numerical values of probabilities.

Galileo (1564-1642), an Italian mathematician, was the first man to attempt quantitative measure of probability while dealing with some problems related to the theory of dice in gambling. The figure (8.1) given below represents the basic concepts of probability.

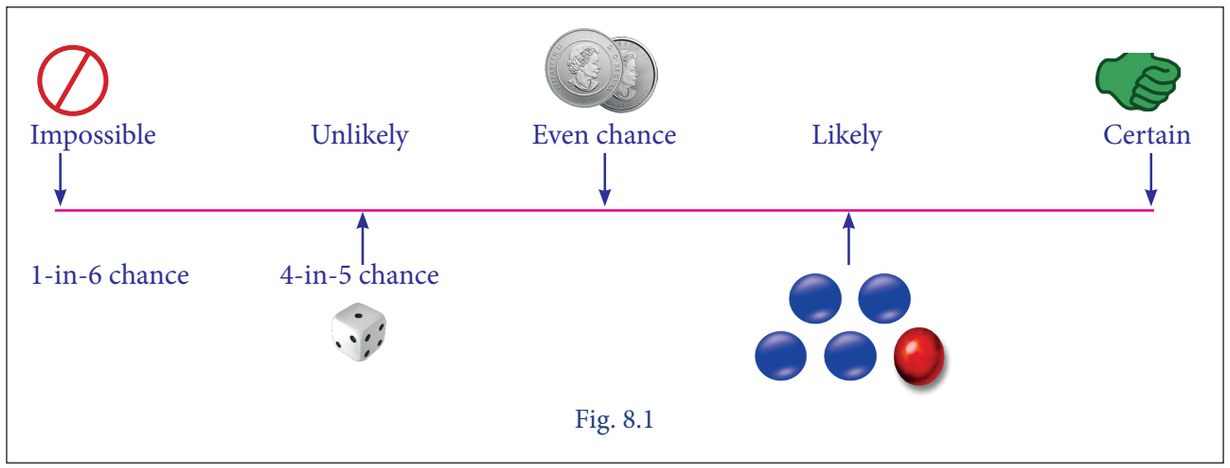

Fig. 8.1

8.3.1 Basic concepts of Probability

Recall

(i) Random Experiment

If an experiment or trial can be repeated under the same conditions, any number of times and it is possible to count the total number of outcomes, but individual result ie., individual outcome is not predictable, then the experiment is known as random experiment.

Example: Tossing a coin, throwing a die, selecting a card from a pack of playing cards, etc.

(ii) Outcome:

The result of a random experiment will be called an outcome.

(iii) Trial and Event:

Any particular performance of a random experiment is called a trial and outcome or combinations of outcomes are termed as events.

(iv) Exhaustive Events:

The total number of possible outcomes of a random experiment is known as the exhaustive events.

08_11th_BM-STAT_Ch-8-EM.indd 196 13-12-2022 11:10:33

(v) Favourable Events:

The number of cases favourable to an event in a trial is the number of outcomes which entail the happening of the event.

(vi) Mutually Exclusive events:

Events are said to be mutually exclusive if the happening of any one of them precludes the happening of all the others, ie., if no two or more of them can happen simultaneously in the same trial. Symbolically the event A and B are mutually exclusive if $A \cap B = \varnothing$.

(vii) Equally Likely Events:

Events (two or more) of an experiment are said to be equally likely, if any one of them cannot be expected to occur in preference to the others.

(viii) Classical definition of Probability

If a random experiment or trial results in 'n' exhaustive, mutually exclusive and equally likely outcomes (or cases), out of which m are favourable to the occurrence of an event E, then the probability 'p' of occurrence (or happening) of E, usually denoted by $P(E)$, is given by

$$P = P(E) = \frac{Number\ of\ favourable\ cases}{Total\ number\ of\ exhastive\ cases} = \frac{m}{n}$$



James Bernoulli who was the first person to obtain a quantitative measure of uncertainty.

(ix) Properties

(i) $0 \le P(E) \le 1$

(ii) Sum of all the probability equal to 1.

(iii) If $P(E) = 0$ then E is an impossible event.

For example : A coin is tossed. Find the probability of getting a head.

Solution: The total possible outcomes of an experiment {H,T}

Therefore $n = 2$

The favourable outcome for getting a head {H}. Therefore m =1. Thus the required probability is

$$P(\text{getting a } H\} = \frac{m}{n} = \frac{1}{2}$$

(x) Modern Definition of Probability

The modern approach to probability is purely axiomatic and it is based on the set theory concepts. In order to study, the theory of probability with an axiomatic approach it is necessary to define certain basic concepts. They are

(i) **Sample Space:** Each possible outcome of an experiment that can be repeated under similar or identical conditions is called a sample point and the collection of sample points is called the sample space, denoted by S.

(ii) **Event:** Any subset of a sample space is called an event.

(iii) **Mutually Exclusive events:** Two events A and B are said to be mutually exclusive events if $A \cap B = \phi$ i.e., if A and B are disjoint sets.

Example: Consider S = { 1,2,3,4,5}

Let A = the set of odd numbers = {1,3,5}

and B = the set of even numbers = {2,4}

Then $A \cap B = \phi$

(iv) Therefore the events A and B are mutually exclusive.

(xi) Observation:

Statement meaning in terms of Set theory approach.

08_11th_BM-STAT_Ch-8-EM.indd 197 13-12-2022 11:10:35

(i) $A \cup B$ $\Rightarrow$ at least one of the events A or B occurs

(ii) $A \cap B$ $\Rightarrow$ both events A and B occurs

(iii) $\overline{A} \cap \overline{B}$ $\Rightarrow$ Neither A nor B occur

(iv) $A \cap \overline{B}$ $\Rightarrow$ Event A occurs and B does not occur

(xii) Definition of Probability (Axiomatic approach)

Let E be an experiment. Let S be a sample space associated with E. With every event in S we associate a real number denoted by $P(A)$ called the probability of the event A satisfying the following axioms.

Axiom 1 : $P(A) \geq 0$

Axiom 2 : $P(S) = 1$

Axiom 3 : If $A_1, A_2, \ldots, A_n$ be a sequence of n mutually exclusive events in S then

$$P(A_1 \cup A_2 \cup \ldots \cup A_n) = P(A_1) + P(A_2) + \ldots + P(A_n)$$

(xiii) Basic Theorems on probability

Theorem 1:

$P(\varnothing) = 0$ i.e., probability of an impossible event is zero.

Theorem 2:

Let S be the sample space and A be an event in S, then $P(\overline{A}) = 1 - P(A)$.

Theorem 3: Addition Theorem

If A and B are any two events, then

$$P(A \cup B) = P(A) + P(B) - P(A \cap B)$$

(xiv) Observation:

(i) If the two events A and B are mutually exclusive, then $A \cap B = \varnothing$

$\therefore P(A \cap B) = 0$

$\Rightarrow P(A \cup B) = P(A) + P(B)$

(ii) The addition theorem may be extended to any three events A, B, C and we have

$$P(A \cup B \cup C) = P(A) + P(B) + P(C) - P(A \cap B) - P(A \cap C) - P(B \cap C) + P(A \cap B \cap C)$$

It is believed that the students might be familiar with the above concepts and our present syllabus continues from the following.

8.3.2 Independent and Dependent events

(i) Independent Events

Two or more events are said to be **independent** when the outcome of one does not affect and is not affected by, the other. For example, if a coin is tossed twice, the result of the second throw would in no way be affected by the result of the first throw.

(ii) Dependent events

Are those in which the occurrence or non-occurrence of one event in any one trial affects the other events in other trials.

For example, the probability of drawing a red ball from a bag containing 6 black ball, 4 red ball is $\frac{4}{10}$ or $\frac{2}{5}$. But if the ball drawn (red) is not replaced in the bag, the probability of drawing again a red ball is $\frac{3}{9}$ or $\frac{1}{3}$.

8.3.3 Conditional Probability

If two events A and B are dependent, then the conditional probability of B given that A as occurred already is

$$P(B/A) = \frac{P(A \cap B)}{P(A)}; \; P(A) \neq 0$$

Similarly $P(A/B) = \frac{P(A \cap B)}{P(B)}; \; P(B) \neq 0$

08_11th_BM-STAT_Ch-8-EM.indd 198 13-12-2022 11:10:40

(i) Multiplication Theorem:

The probability of the simultaneous happening of two events A and B is given by

$P(A \cap B) = P(A).P(B/A)$ (or)

$P(A \cap B) = P(B).P(A/B)$

NOTE

If A and B are two independent events then $P(A \text{ and } B) = P(A \cap B) = P(A)\ P(B)$

The theorem can be extended to three or more independent events. Thus for three events the theorem states that

$P(A \text{ and } B \text{ and } C) = P(A \cap B \cap C)$

$= P(A)\ P(B) P(C)$

Example 8.24

An unbiased die is thrown. If A is the event 'the number appearing is a multiple of 3' and B be the event 'the number appearing is even' number then find whether A and B are independent?

Solution:

We know that the sample space is

$S = \{1,2,3,4,5,6\}$

Now, $A = \{3,6\}$; $B = \{2,4,6\}$ then $(A \cap B) = \{6\}$

$$P(A) = \frac{2}{6} = \frac{1}{3}$$

$$P(B) = \frac{3}{6} = \frac{1}{2} \text{ and } P(A \cap B) = \frac{1}{6}$$

Clearly $P(A \cap B) = P(A)\ P(B)$

Hence A and B are independent events.

Example 8.25

Let $P(A) = \frac{3}{5}$ and $P(B) = \frac{1}{5}$. Find $P(A \cap B)$ if A and B are independent events.

Solution:

Since A and B are independent events then $P(A \cap B) = P(A)\ P(B)$

Given that $P(A) = \frac{3}{5}$ and $P(B) = \frac{1}{5}$,

then $P(A \cap B) = \frac{3}{5} \times \frac{1}{5} = \frac{3}{25}$

Example 8.26

Three coins are tossed simultaneously. Consider the events A 'three heads or three tails', B 'atleast two heads' and C 'at most two heads' of the pairs (A,B), (A,C) and (B,C), which are independent? Which are dependent?

Solution:

Here the sample space of the experiment is

S = {HHH, HHT, HTH, HTT, THH, TTH, THT, TTT}

A = {Three heads or Three tails}
= {HHH, TTT}

B = {at least two heads}
= {HHH, HHT, HTH, THH} and

C = {at most two heads} = {HHT, HTH, HTT, THH, TTH, THT, TTT}

Also $(A \cap B) = \{HHH\}$; $(A \cap C) = \{TTT\}$ and $(B \cap C) = \{HHT, HTH, THH\}$

$\therefore P(A) = \frac{2}{8} = \frac{1}{4}$; $P(B) = \frac{1}{2}$; $P(C) = \frac{7}{8}$ and

$P(A \cap B) = \frac{1}{8}$, $P(A \cap C) = \frac{1}{8}$, $P(B \cap C) = \frac{3}{8}$

Also $P(A).P(B) = \frac{1}{4} \cdot \frac{1}{2} = \frac{1}{8}$

$P(A).P(C) = \frac{1}{4} \cdot \frac{7}{8} = \frac{7}{32}$

and $P(B).P(C) = \frac{1}{2} \cdot \frac{7}{8} = \frac{7}{16}$

Thus, $P(A \cap B) = P(A).P(B)$

$P(A \cap C) \neq P(A).P(C)$ and

$P(B \cap C) \neq P(B).P(C)$

Hence, the events (A and B) are independent, and the events (A and C) and (B and C) are dependent.

08_11th_BM-STAT_Ch-8-EM.indd 199 13-12-2022 11:10:49

Example 8.27

A can solve 90 per cent of the problems given in a book and *B* can solve 70 per cent. What is the probability that at least one of them will solve a problem selected at random?

Solution:

Given the probability that A will be able to solve the problem $= \frac{90}{100} = \frac{9}{10}$ and the probability that B will be able to solve the problem $= \frac{70}{100} = \frac{7}{10}$

i.e., $P(A) = \frac{9}{10}$ and $P(B) = \frac{7}{10}$

$P(\bar{A}) = 1 - P(A) = \frac{9}{10} = \frac{1}{10}$

$P(\bar{B}) = 1 - P(B) = \frac{7}{10} = \frac{3}{10}$

P(at least one solve the problem) $= P(A \cup B)$

$= 1 - P(\overline{A \cup B}) = 1 - P(\bar{A} \cap \bar{B})$

$= 1 - P(\bar{A}) \cdot P(\bar{B})$

$= 1 - \frac{3}{100} = \frac{97}{100}$

Hence the probability that at least one of them will solve the problem $= \frac{97}{100}$.

Example 8.28

A bag contains 5 white and 3 black balls. Two balls are drawn at random one after the other without replacement. Find the probability that both balls drawn are black.

Solution:

Let *A*, *B* be the events of getting a black ball in the first and second draw.

Probability of drawing a black ball in the first attempt is

$P(A) = \frac{3}{5+3} = \frac{3}{8}$

Probability of drawing the second black ball given that the first ball drawn is black

$P(B/A) = \frac{2}{5+2} = \frac{2}{7}$

$\therefore$ The probability that both balls drawn are black is given by

$P(A \cap B) = P(A)\ P(B/A) = \frac{3}{8} \times \frac{2}{7} = \frac{3}{28}$

Example 8.29

In a shooting test the probability of hitting the target are $\frac{3}{4}$ for *A*, $\frac{1}{2}$ for *B* and $\frac{2}{3}$ for *C*. If all of them fire at the same target, calculate the probabilities that

(i) All the three hit the target

(ii) Only one of them hits the target

(iii) At least one of them hits the target

Solution:

Given $P(A) = \frac{3}{4}$, $P(B) = \frac{1}{2}$, $P(C) = \frac{2}{3}$

Then $P(\bar{A}) = 1 - \frac{3}{4} = \frac{1}{4}$; $P(\bar{B}) = 1 - \frac{1}{2} = \frac{1}{2}$ and $P(\bar{C}) = 1 - \frac{2}{3} = \frac{1}{3}$

(i) $P(\bar{A})$=(all the three hit the targets)

$= P(A \cap B \cap C) = P(A)P(B)P(C)$

(since A, B, C hits independently)

$= \frac{3}{4} \cdot \frac{1}{2} \cdot \frac{2}{3} = \frac{1}{4}$

(ii) P (only one of them hits the target)

$= P\{(A \cap \bar{B} \cap \bar{C}) \cup (\bar{A} \cap B \cap \bar{C}) \cup (\bar{A} \cap \bar{B} \cap C)\}$

$= P\{(A \cap \bar{B} \cap \bar{C}) + P(\bar{A} \cap B \cap \bar{C}) + P(\bar{A} \cap \bar{B} \cap C)\}$

$= \left(\frac{3}{4} \cdot \frac{1}{2} \cdot \frac{1}{3}\right) + \left(\frac{1}{4} \cdot \frac{1}{2} \cdot \frac{1}{3}\right) + \left(\frac{1}{4} \cdot \frac{1}{2} \cdot \frac{2}{3}\right) = \frac{1}{4}$

(iii) P (at least one of them hit the target)

$= 1 - P$(none of them hit the target)

$= 1 - P(\bar{A} \cap \bar{B} \cap \bar{C})$

$= 1 - P(\bar{A})P(\bar{B})P(\bar{C})$

$= 1 - \frac{1}{24} = \frac{23}{24}$

08_11th_BM-STAT_Ch-8-EM.indd 200 13-12-2022 11:11:03

Example 8.30

A bag contains 5red, 6 black and 7 green balls. Three balls are drawn at random one after the other without replacement. Find the probality of getting a red, a black, and a green ball.

Solution:

Let A be the event of choosing the Red ball

Let B be the event of choosing the white ball

Let C be the event of choosing the Green ball

P (drawing a Red ball from bag) $= P(A) = \frac{5}{18}$

P (drawing a White ball given that a Red ball has been already drawn) = P(B/A) = $\frac{6}{17}$

P (drawing a Green ball given that Red and White balls have been already drawn) = P(C/AB) = $\frac{7}{16}$

Since they are dependent events, the required probability of the compound event is

$$P(ABC) = P(A)\,P(B/A)\,P(C/AB)$$
$$= \frac{5}{18}\times\frac{6}{17}\times\frac{7}{16} = \frac{210}{4896}$$
$$= 0.04289$$

8.3.4 Baye's Theorem

If $E_1, E_2, E_3 \ldots, E_n$ are a set of n mutually exclusive and collectively exhaustive events with $P(E_i) \neq 0$ (i = 1,2,3…, n), then for any arbitrary event A which is associated with sample space $S = \bigcup_{i=1}^{n} E_i$ such that $P(A) > 0$, we have

$$P(E_i / A) = \frac{P(E_i)P(A/E_i)}{\sum_{i=1}^{n} P(E_i)P(A/E_i)}; i = 1,2,3,\ldots,n$$

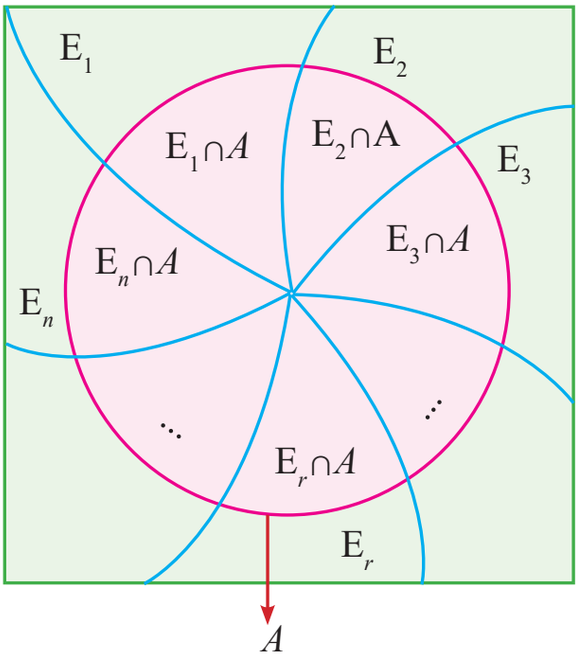

Fig. 8.2

where $P(A) = \sum_{i=1}^{n} P(E_i)P(A/E_i)$

Example 8.31

Bag I contains 3 red and 4 blue balls while another Bag II contains 5 red and 6 blue balls. One ball is drawn at random from one of the bags and it is found to be red. Find the probability that it was drawn from second Bag.

Solution:

Let E_1 be the event of choosing the first bag, E_2 the event of choosing the second bag and A be the events of drawing a red ball. Then $P(E_1) = P(E_2) = \frac{1}{2}$.

Also $P(A/E_1) = P$ (drawing a red ball from Bag I) = $\frac{3}{7}$

and $P(A/E_2) = P$ (drawing a red ball from Bag II) = $\frac{5}{11}$.

Now, the probability of drawing a ball from Bag II, being given that it is red, is $P(E_2/A)$.

By using Baye's theorem, we have

08_11th_BM-STAT_Ch-8-EM.indd 201 13-12-2022 11:11:09

$$P(E_2/A) = \frac{P(E_2)P(A/E_2)}{\sum_{i=1}^{2} P(E_i)P(A/E_i)}$$

$$= \frac{P(E_2)P(A/E_2)}{P(E_1)P(A/E_1)+P(E_2)P(A/E_2)}$$

$$= \frac{\frac{1}{2}\cdot\frac{5}{11}}{\left(\frac{1}{2}\times\frac{3}{7}\right)+\left(\frac{1}{2}\times\frac{5}{11}\right)} = \frac{35}{68}$$

Example 8.32

X speaks truth 4 out of 5 times. A die is thrown. He reports that there is a six. What is the chance that actually there was a six?

Solution:

Let us define the following events.

E_1 : X speaks truth

E_2 : X tells a lie

E : X reports a six

From the data given in the problem, we have

$$P(E_1) = \frac{4}{5}; P(E_2) = \frac{1}{5}$$

$$P(E/E_1) = \frac{1}{6}; P(E/E_2) = \frac{5}{6}$$

The required probability that actually there was six (by Bayes theorem) is

$$P(E_1/E) = \frac{P(E_1)P(E/E_1)}{P(E_1)P(E/E_1)+P(E_2)P(E/E_2)}$$

$$= \frac{\frac{4}{5}\times\frac{1}{6}}{\left(\frac{4}{5}\times\frac{1}{6}\right)+\left(\frac{1}{5}\times\frac{5}{6}\right)} = \frac{4}{9}$$

Example 8.33

A factory has 3 machines A_1, A_2, A_3 producing 1000, 2000, 3000 screws per day respectively. A_1 produces 1% defectives, A_2 produces 1.5% and A_3 produces 2% defectives. A screw is chosen at random at the end of a day and found defective. What is the probability that it comes from machines A_1?

Solution:

$P(A_1)$ = P(that the machine A_1 produces screws) = $\frac{1000}{6000} = \frac{1}{6}$

$P(A_2)$ = P(that the machine A_2 produces screws) = $\frac{2000}{6000} = \frac{1}{3}$

$P(A_3)$ = P(that the machine A_3 produces screws) = $\frac{3000}{6000} = \frac{1}{2}$

Let B be the event that the chosen screw is defective

$\therefore P(B/A_1)$ = P(that defective screw from the machine A_1) = 0.01

$P(B/A_2)$ = P(that defective screw from the machine A_2) = 0.015 and

$P(B/A_3)$ = P(that defective screw from the machine A_3) = 0.02

We have to find $P(A_1/B)$

Hence by Baye's theorem, we get

$$P(A_1/B) = \frac{P(A_1)P(B/A_1)}{P(A_1)P(B/A_1)+P(A_2)P(B/A_2)+P(A_3)P(B/A_3)}$$

$$= \frac{\left(\frac{1}{6}\right)(0.01)}{\left(\frac{1}{6}\right)(0.01)+\left(\frac{1}{3}\right)(0.015)+\left(\frac{1}{2}\right)(0.02)}$$

$$= \frac{0.01}{0.01+0.03+0.06} = \frac{0.01}{0.1} = \frac{1}{10}$$

Exercise 8.2

1. A family has two children. What is the probability that both the children are girls given that at least one of them is a girl?

08_11th_BM-STAT_Ch-8-EM.indd 202 13-12-2022 11:11:16

2. A die is thrown twice and the sum of the number appearing is observed to be 6. What is the conditional probability that the number 4 has appeared at least once?

3. An unbiased die is thrown twice. Let the event A be odd number on the first throw and B the event odd number on the second throw. Check whether A and B events are independent.

4. Probability of solving specific problem independently by A and B are $\frac{1}{2}$ and $\frac{1}{3}$ respectively. If both try to solve the problem independently, find the probability that the problem is

   (i) solved

   (ii) exactly one of them solves the problem

5. Suppose one person is selected at random from a group of 100 persons are given in the following

Title	Psychologist	Socialist	Democrate	Total
Men	15	25	10	50
Women	20	15	15	50
Total	35	40	25	100

   What is the probability that the man selected is a Psychologist?

6. Two urns contains the set of balls as given in the following table

Title	White	Red	Black
Urn 1	10	6	9
Urn 2	3	7	15

   One ball is drawn from each urn and find the probability that

   (i) both balls are red

   (ii) both balls are of the same colour.

7. Bag I contains 3 Red and 4 Black balls while another Bag II contains 5 Red and 6 Black balls. One ball is drawn at random from one of the bags and it is found to be red. Find the probability that it was drawn from Bag I.

8. The first of three urns contains 7 White and 10 Black balls, the second contains 5 White and 12 Black balls and third contains 17 White balls and no Black ball. A person chooses an urn at random and draws a ball from it. And the ball is found to be White. Find the probabilities that the ball comes from

   (i) the first urn

   (ii) the second urn

   (iii) the third urn

9. Three boxes B_1, B_2, B_3 contain lamp bulbs some of which are defective. The defective proportions in box B_1, box B_2 and box B_3 are respectively $\frac{1}{2}$, $\frac{1}{8}$ and $\frac{3}{4}$. A box is selected at random and a bulb drawn from it. If the selected bulb is found to be defective, what is the probability that box B_1 was selected?

10. Three horses A, B, C are in race. A is twice as likely to win as B and B is twice as likely to win as C. What are their respective probabilities of winning?

11. A die is thrown. Find the probability of getting

    (i) a prime number

    (ii) a number greater than or equal to 3

12. Ten cards numbered 1 to 10 are placed in a box, mixed up thoroughly and then one card is drawn randomly. If it is known that the number on the drawn card is

08_11th_BM-STAT_Ch-8-EM.indd 203 13-12-2022 11:11:18

more than 4. What is the probability that it is an even number?

13. There are 1000 students in a school out of which 450 are girls. It is known that out of 450, 20% of the girls studying in class XI. A student is randomly selected from 1000 students. What is the probability that the selected student is from class XI given that the selected student is a girl?rom a pack of 52 cards, two cards are drawn at random. Find the probability that one is a king and the other is a queen.

14. A committee of 5 members is to be formed from a group of 3 boys and 3 girls. what is the probability that the committee consists of 3 boys and 2 girls?

15. One ticket is selected at random from 01 to 50. Then find the probability that the sum of the digit on the selected ticket is 7, given that the product of these digit is Zero.

16. A company has three machines A, B, C which produces 20%, 30% and 50% of the product respectively. Their respective defective percentages are 7, 3 and 5. From these products one is chosen and inspected. If it is defective what is the probability that it has been made by machine C?

Exercise 8.3

Choose the correct answer:

1. Which of the following is positional measure?
   (a) Range (b) Mode
   (c) Mean deviation (d) Percentiles

2. When calculating the average growth of economy, the correct mean to use is?
   (a) Weighted mean
   (b) Arithmetic mean
   (c) Geometric mean
   (d) Harmonic mean

3. When an observation in the data is zero, then its geometric mean is
   (a) Negative (b) Positive
   (c) Zero (d) Cannot be calculated

4. The best measure of central tendency is
   (a) Arithmetic mean
   (b) Harmonic mean
   (c) Geometric mean
   (d) Median

5. The harmonic mean of the numbers 2,3,4 is
   (a) $\frac{12}{13}$ (b) 12 (c) $\frac{36}{13}$ (d) $\frac{13}{36}$

6. The geometric mean of two numbers 8 and 18 shall be
   (a) 12 (b) 13 (c) 15 (d) 11.08

7. The correct relationship among A.M.,G.M.and H.M.is
   (a) $A.M.<G.M.<H.M.$
   (b) $G.M.\geq A.M.\geq H.M.$
   (c) H.M.≥G.M.≥A.M.
   (d) $A.M.\geq G.M.\geq H.M.$

8. Harmonic mean is the reciprocal of
   (a) Median of the values.
   (b) Geometric mean of the values.
   (c) Arithmetic mean of the reciprocal of the values.
   (d) Quartiles of the values.

9. Median is same as
   (a) Q_1 (b) Q_2 (c) Q_3 (d) D_2

08_11th_BM-STAT_Ch-8-EM.indd 204 13-12-2022 11:11:21

10. The median of 10,14,11,9,8,12,6 is
(a) 10 (b) 12 (c) 14 (d) 9

11. The mean of the values 11,12,13,14 and 15 is
(a) 15 (b) 11 (c) 12.5 (d) 13

12. If the mean of 1,2,3, …, n is $\frac{6n}{11}$, then the value of n is
(a) 10 (b) 12 (c) 11 (d) 13

13. Harmonic mean is better than other means if the data are for
(a) Speed or rates.
(b) Heights or lengths.
(c) Binary values like 0 and 1.
(d) Ratios or proportions.

14. The first quartile is also known as
(a) median. (b) lower quartile.
(c) mode. (d) third decile

15. If $Q_1 = 30$ and $Q_3 = 50$, the coefficient of quartile deviation is
(a) 20 (b) 40 (c) 10 (d) 0.25

16. If median = 45 and its coefficient is 0.25, then the mean deviation about median is
(a) 11.25 (b) 180 (c) 0.0056 (d) 45

17. The two events A and B are mutually exclusive if
(a) $P(A \cap B) = 0$ (b) $P(A \cap B) = 1$
(c) $P(A \cup B) = 0$ (d) $P(A \cup B) = 1$

18. The events A and B are independent if
(a) $P(A \cap B) = 0$
(b) $P(A \cap B) = P(A) \times P(B)$
(c) $P(A \cap B) = P(A) + P(B)$
(d) $P(A \cup B) = P(A) \times P(B)$

19. If two events A and B are dependent then the conditional probability of $P(B/A)$ is
(a) $P(A)\ P(B/\text{A})$ (b) $\frac{P(A \cap B)}{P(B)}$
(c) $\frac{P(A \cap B)}{P(A)}$ (d) $P(A)\ P(A/B)$

20. Two dice are thrown simultaneously, then the probability of getting 3 as the product is
(a) 1/2 (b) 3/4 (c) 1/12 (d) 1/18

21. If the outcome of one event does not influence another event then the two events are
(a) Mutually exclusive
(b) Dependent
(c) Not disjoint
(d) Independent

22. Let a sample space of an experiment be $S = \{E_1, E_2, \ldots, E_n\}$, then $\sum_{i=1}^{n} P(E_i)$ is equal to
(a) 0 (b) 1 (c) $\frac{1}{2}$ (d) $\frac{1}{3}$

23. The probability of obtaining an even prime number on each die, when a pair of dice is rolled is
(a) 1/36 (b) 0 (c) 1/3 (d) 1/6

24. Probability of an impossible event is
(a) 1 (b) 0 (c) 0.2 (d) 0.5

25. Probability that at least one of the events A, B occur is
(a) $P(A \cup \text{B})$ (b) P(A∩B)
(c) $P(A/B)$ (d) (A∪B)

Miscellaneous Problems

1. Find out the GM for the following

Yield of Rice (tones)	No. of farms
7.5-10.5	5
10.5-13.5	9
13.5-16.5	19
16.5-19.5	23
19.5-22.5	7
22.5-25.5	4
25.5-28.5	1

08_11th_BM-STAT_Ch-8-EM.indd 205 13-12-2022 11:11:25

2. An investor buys ₹ 1,500 worth of shares in a company each month. During the first four months he bought the shares at a price of ₹ 10, ₹ 15, ₹ 20 and ₹ 30 per share. What is the average price paid for the shares bought during these four months? Verify your result.

3. Calculate Mean deviation about median of the following data.

Class interval :	0-10	10-20	20-30	30-40	40-50	50-60
Frequency :	6	7	15	16	4	2

4. Calculate Mean deviation about Mean of the following data.

X	2	5	6	8	10	12
f	2	8	10	7	8	5

5. Calculate Quartile deviation and Coefficient of Quartile deviation of the following data.

Marks:	0	10	20	30	40	50	60	70
No. of students:	150	142	130	120	72	30	12	4

6. In a screw factory machines A, B, C manufacture respectively 30%, 40% and 30% of the total output of these 2% , 4% and 6% percent are defective screws. A screws is drawn at random from the product and is found to be defective. What is the probability that it was manufactured by Machine C?

7. A committee of two persons is formed from 3 men and 2 women. What is the probability that the committee will have
   (i) No woman
   (ii) One man
   (iii) No man

8. A, B and C was 50% , 30% and 20% of the cars in a service station respectively. They fail to clean the glass in 5% , 7% and 3% of the cars respectively. The glass of a washed car is checked. What is the probability that the glass has been cleaned?

9. Data on readership of a magazine indicates that the proportion of male readers over 30 years old is 0.30 and the proportion of male reader under 30 is 0.20. If the proportion of readers under 30 is 0.80. What is the probability that a randomly selected male subscriber is under 30?

10. Gun 1 and Gun 2 are shooting at the same target. Gun 1 shoots on the average nine shots during the same time Gun 2 shoots 10 shots. The precision of these two guns is not the same. On the average, out of 10 shots from Gun 2 seven hit the target. In the course of shooting the target has been hit by a bullet, but it is not known which Gunshot this bullet. Find the chance that the target was hit by Gun 2?

08_11th_BM-STAT_Ch-8-EM.indd 206 13-12-2022 11:11:25

Summary

- A measure which divides an array into four equal parts in known as **quartiles**.
- A measure which divides an array into ten equal parts is known as **deciles**.
- A measure which divides an array into hundred equal parts is known as **percentiles**
- $Q_2 = D_5 = P_{50}$ = Median
- Inter quartile range = $Q_3 - Q_1$
- QD = $\frac{Q_3 - Q_1}{2}$
- Harmonic mean = $\frac{n}{\frac{1}{X_1}+\frac{1}{X_2}+\frac{1}{X_3}+\cdots\frac{1}{X_n}} = \frac{n}{\sum\frac{1}{X}}$
- Mean Deviation for Individual series MD = $\frac{\sum|X-\bar{X}|}{n} = \frac{\sum|D|}{n}$
- The conditional probability of an event A given the occurrence of the event B is given by $P(A/B) = \frac{P(A \cap B)}{P(B)}$, $P(B) \neq 0$
- Baye's Theorem:
  If $E_1, E_2, E_3, ..., E_n$ are a set of n mutually exclusive and collectively exhaustive events with $P(E_i) \neq 0$ (i =1,2,3…,n), then for any arbitrary event A which is associated with sample space $S = \bigcup_{i=1}^{n} E_i$ such that $P(A) > 0$, we have

$$P(E_i / A) = \frac{P(E_i)P(A/E_i)}{\sum_{i=1}^{n} P(E_i)P(A/E_i)} \; ; \quad i = 1,2,3\ldots, n$$

where $P(A) = P(A) = \sum_{i=1}^{n} P(E_i)P(A/E_i)$

08_11th_BM-STAT_Ch-8-EM.indd 207 13-12-2022 11:11:29

GLOSSARY (கலைச்சொற்கள்)	
Conditional probability	நிபந்தனைக்குட்பட்ட நிகழ்தகவு
Continuous series	தொடர்ச்சியான தொடர்
Decile	பதின்மானம்
Dependent events	சார்பு நிகழ்வுகள்
Discrete series	தனித்த தொடர்
Equally likely events	சம வாய்ப்புள்ள நிகழ்வுகள்
Exhaustive events	முழுமையான நிகழ்வுகள்
Frequency	அலைவெண் / நிகழ்வெண்
Grouped data	தொகுக்கப்பட்ட விவரங்கள்
Independent events	சார்பில்லா நிகழ்வுகள்
Mean deviation	சராசரி விலக்கம்
Mode	முகடு
Mutually exclusive events/ disjoint events	ஒன்றை ஒன்று விலக்கும் நிகழ்வுகள்
Percentile	நூற்றுமானம்/ சதமானம்
Probability	நிகழ்தகவு
Quartile	கால்மானம்
Quartile deviation	கால்மான விலக்கம்
Random experiment	சமவாய்ப்பு சோதனை
Range	வீச்சு
Sample space	கூறுவெளி

08_11th_BM-STAT_Ch-8-EM.indd 208 13-12-2022 11:11:29

ICT Corner

Descriptive statistics and probability

Step – 1

Open the Browser type the URL Link given below (or) Scan the QR Code.

GeoGebra Workbook called "**11th BUSINESS MATHEMATICS and STATISTICS**" will appear. In that there are several worksheets related to your Text Book.

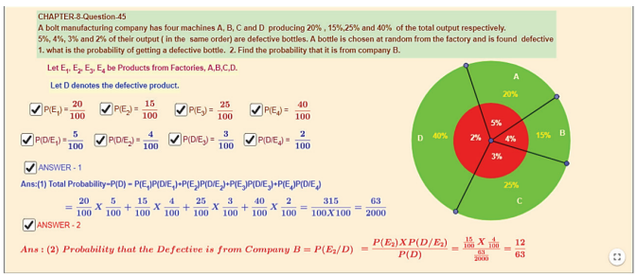

Expected Outcome ⇒

Step-2

Select the work sheet "Probability-Bayes theorem" Find each probabilities step by step as shown and Click on the respective boxes to see the answers.

Step 1

Step-1

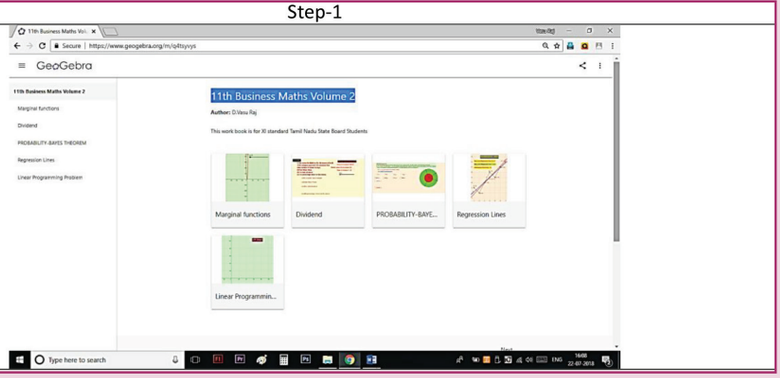

Step 2

Step-2

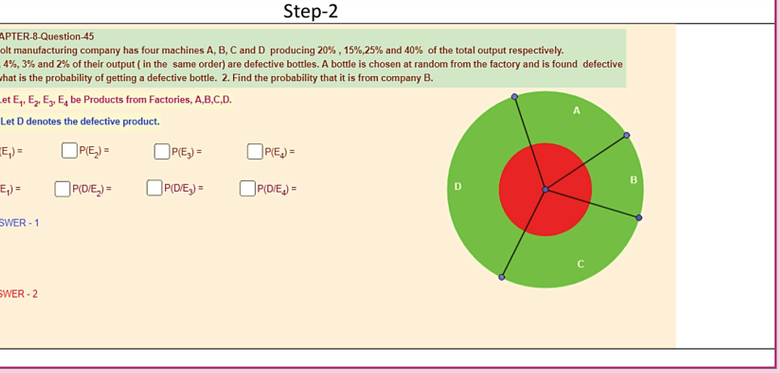

Browse in the link

11th Business Mathematics and Statistics:
https://ggbm.at/qKj9gSTG (or) scan the QR Code

08_11th_BM-STAT_Ch-8-EM.indd 209 13-12-2022 11:11:30

Chapter 9

CORRELATION AND REGRESSION ANALYSIS

Learning Objectives

After studying this chapter students will be able to understand

- Concept of Karl Pearson's correlation co-efficient and the methods of computing it.
- Spearman's Rank correlation co-efficient
- Concept of Regression and Regression co-efficients
- Regression lines both x on y and y on x.

9.1 Correlation

Introduction


Karl Pearson

In the previous Chapter we have studied the characteristics of only one variable; example, marks, weights, heights, rainfalls, prices, ages, sales, etc. This type of analysis is called univariate analysis. Sometimes we may be interested to find if there is any relationship between the two variables under study. For example, the price of the commodity and its sale, height of a father and height of his son, price and demand, yield and rainfall, height and weight and so on. Thus the association of any two variables is known as correlation.

C3EUB

Correlation is the statistical analysis which measures and analyses the degree or extent to which two variables fluctuate with reference to each other.

9.1.1 Meaning of Correlation

The term correlation refers to the degree of relationship between two or more variables. If a change in one variable effects a change in the other variable, the variables are said to be correlated.

9.1.2 Types of correlation

Correlation is classified into many types, but the important are

(i) Positive

(ii) Negative

Positive and negative correlation depends upon the direction of change of the variables.

Positive Correlation

If two variables tend to move together in the same direction that is, an increase in the value of one variable is accompanied by an increase in the value of the other variable; or a decrease in the value of one variable is accompanied by a decrease in the value of the other variable, then the correlation is called positive or direct correlation.

Example

(i) The heights and weights of individuals

(ii) Price and Supply

(iii) Rainfall and Yield of crops

(iv) The income and expenditure

09_11th_BM-STAT_Ch-9-EM.indd 210 08-12-2021 20:43:50

Negative Correlation

If two variables tend to move together in opposite direction so that an increase or decrease in the values of one variable is accompanied by a decrease or increase in the value of the other variable, then the correlation is called negative or inverse correlation.

Example

(i) Price and demand

(ii) Repayment period and EMI

(iii) Yield of crops and price

No Correlation

Two variables are said to be uncorrelated if the change in the value of one variable has no connection with the change in the value of the other variable.

For example

We should expect zero correlation (no correlation) between weight of a person and the colour of his hair or the height of a person and the colour of his hair.

Simple correlation

The correlation between two variables is called simple correlation. The correlation in the case of more than two variables is called multiple correlation.

The following are the mathematical methods of correlation coefficient

(i) Scatter diagram

(ii) Karl Pearson's Coefficient of Correlation

9.1.3 Scatter Diagram

Let $(X_1, Y_1), (X_2, Y_2) \ldots (X_N, Y_N)$ be the N pairs of observation of the variables X and Y. If we plot the values of X along x - axis and the corresponding values of Y along y-axis, the diagram so obtained is called a scatter diagram. It gives us an idea of relationship between X and Y. The type of scatter diagram under a simple linear correlation is given below.

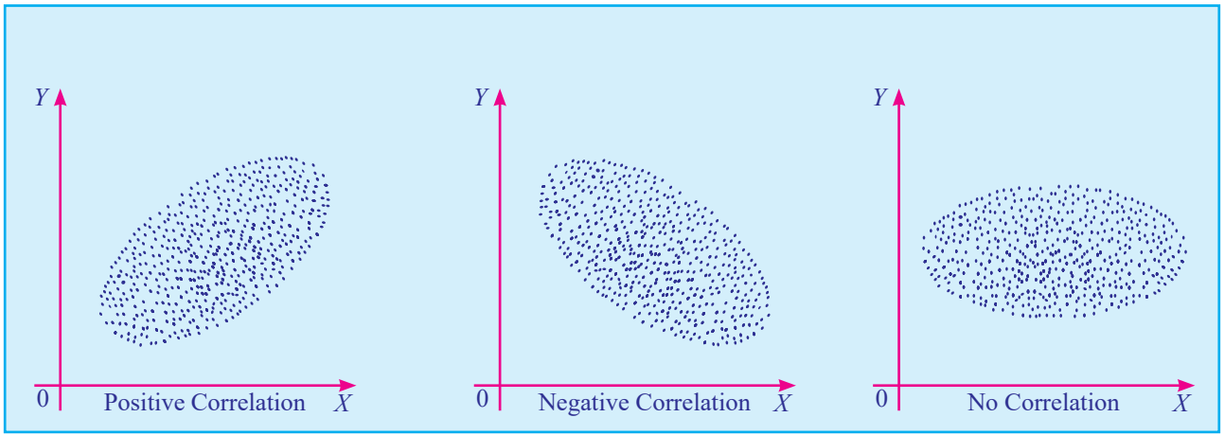

Fig 9.1

(i) If the plotted points show an upward trend, the correlation will be positive.

(ii) If the plotted points show a downward trend, the correlation will be negative.

(iii) If the plotted points show no trend the variables are said to be uncorrelated.

09_11th_BM-STAT_Ch-9-EM.indd 211 08-12-2021 20:44:14

9.1.4 Karl Pearson's Correlation Coefficient

Karl Pearson, a great biometrician and statistician, suggested a mathematical method for measuring the magnitude of linear relationship between two variables say X and Y. Karl Pearson's method is the most widely used method in practice and is known as Pearsonian Coefficient of Correlation. It is denoted by the symbol 'r' and defined as

$$r = \frac{\text{cov}(X,Y)}{\sigma_x \sigma_y},$$

where $\text{cov}(X, Y) = \frac{1}{N}\sum(X-\bar{X})(Y-\bar{Y})$

$$\sigma_x = \sqrt{\frac{1}{N}\sum_{i=1}^{N}(X_i-\bar{X})^2}$$

$$\sigma_y = \sqrt{\frac{1}{N}\sum_{i=1}^{N}(Y_i-\bar{Y})^2}$$

Hence the formula to compute Karl Pearson Correlation coefficient is

$$r = \frac{\frac{1}{N}\sum_{i=1}^{N}(X_i-\bar{X})(Y_i-\bar{Y})}{\sqrt{\frac{1}{N}\sum_{i=1}^{N}(X_i-\bar{X})^2}\sqrt{\frac{1}{N}\sum_{i=1}^{N}(Y_i-\bar{Y})^2}}$$

$$r = \frac{\sum_{i=1}^{N}(X_i-\bar{X})(Y_i-\bar{Y})}{\sqrt{\sum_{i=1}^{N}(X_i-\bar{X})^2}\sqrt{\sum_{i=1}^{N}(Y_i-\bar{Y})^2}}$$

Interpretation of Correlation coefficient:

Coefficient of correlation lies between -1 and $+1$. Symbolically, $-1 \le r \le +1$

- When $r = +1$, then there is perfect positive correlation between the variables.
- When $r = -1$, then there is perfect negative correlation between the variables.
- When $r = 0$, then there is no relationship between the variables, that is the variables are uncorrelated.

Thus, the coefficient of correlation describes the magnitude and direction of correlation.

Methods of computing Correlation Coefficient

(i) When deviations are taken from Mean

Of all the several mathematical methods of measuring correlation, the Karl Pearson's method, popularly known as Pearsonian coefficient of correlation, is most widely used in practice.

$$r = \frac{\sum_{i=1}^{N}(X_i-\bar{X})\,(Y_i-\bar{Y})}{\sqrt{\sum_{i=1}^{N}(X_i-\bar{X})^2}\sqrt{\sum_{i=1}^{N}(Y_i-\bar{Y})^2}} = \frac{\sum xy}{\sqrt{\sum x^2 \sum y^2}}$$

Where $x = (X_i-\bar{X})$ and $y = (Y_i-\bar{Y})$;
$i = 1, 2 \ldots N$

This method is to be applied only when the deviations of items are taken from actual means.

Steps to solve the problems:

(i) Find out the mean of the two series that is $\bar{X}$ and $\bar{Y}$.

(ii) Take deviations of the two series from $\bar{X}$ and $\bar{Y}$ respectively and denoted by x and y.

(iii) Square the deviations and get the total of the respective squares of deviation of x and y respectively and it is denoted by Σx^2 and Σy^2.

(iv) Multiply the deviations of x and y and get the total and it is denoted by Σxy.

(v) Substitute the values of Σxy, Σx^2 and Σy^2 in the above formula.

09_11th_BM-STAT_Ch-9-EM.indd 212 08-12-2021 20:44:17

Example 9.1

Calculate Karl Pearson's coefficient of correlation from the following data:

X:	6	8	12	15	18	20	24	28	31
Y:	10	12	15	15	18	25	22	26	28

Solution:

X	$x = (X-18)$	x^2
6	–12	144
8	–10	100
12	–6	36
15	–3	9
18	0	0
20	2	4
24	6	36
28	10	100
31	13	169
$\sum X = 162$	$\sum x = 0$	$\sum x^2 = 598$

Y	$y = (Y-19)$	y^2	xy
10	–9	81	108
12	–7	49	70
15	–4	16	24
15	–4	16	12
18	–1	1	0
25	6	36	12
22	3	9	18
26	7	49	70
28	9	81	117
$\sum Y = 171$	$\sum y = 0$	$\sum y^2 = 338$	$\sum xy = 431$

Table 9.1

$N=9,\ \overline{X} = \frac{\Sigma X}{N} = \frac{162}{9} = 18, \overline{Y} = \frac{\Sigma Y}{N} = \frac{171}{9} = 19$

$$r = \frac{\Sigma xy}{\sqrt{\Sigma x^2 \Sigma y^2}}$$

where $x=(X-\overline{X})$ and $y=(Y-\overline{Y})$

$\Sigma xy = 431,\ \Sigma x^2 = 598,\ \Sigma y^2 = 338$

$$r = \frac{431}{\sqrt{598 \times 338}} = \frac{431}{449.582} = +0.959$$

(ii) When actual values are taken (without deviation)

when the values of X and Y are considerably small in magnitude the following formula can be used

$$r = \frac{N\Sigma XY - (\Sigma X)(\Sigma Y)}{\sqrt{N\Sigma X^2 - (\Sigma X)^2} \times \sqrt{N\Sigma Y^2 - (\Sigma Y)^2}}$$

Example 9.2

Calculate coefficient of correlation from the following data

X	12	9	8	10	11	13	7
Y	14	8	6	9	11	12	3

Solution:

In both the series items are in small number. Therefore correlation coefficient can also be calculated without taking deviations from actual means or assumed mean.

X	Y	X^2	Y^2	XY
12	14	144	196	168
9	8	81	64	72
8	6	64	36	48
10	9	100	81	90
11	11	121	121	121
13	12	169	144	156
7	3	49	9	21
$\sum X = 70$	$\sum Y = 63$	$\sum X^2 = 728$	$\sum Y^2 = 651$	$\sum XY = 676$

Table 9.2

$$r = \frac{N\Sigma XY - (\Sigma X)(\Sigma Y)}{\sqrt{N\Sigma X^2 - (\Sigma X)^2} \times \sqrt{N\Sigma Y^2 - (\Sigma Y)^2}}$$

$$= \frac{7(676) - (70)(63)}{\sqrt{7(728) - (70)^2} \times \sqrt{7(651) - (63)^2}}$$

$$= \frac{322}{339.48}$$

$r = +0.95$

09_11th_BM-STAT_Ch-9-EM.indd 213 08-12-2021 20:44:20

(iii) When deviations are taken from an Assumed mean

When actual means are in fractions, say the actual means of X and Y series are 20.167 and 29.23, the calculation of correlation by the method discussed above would involve too many calculations and would take a lot of time. In such cases we make use of the assumed mean method for finding out correlation. When deviations are taken from an assumed mean the following formula is applicable:

$$r = \frac{N\Sigma\, dx\, dy - (\Sigma dx)(\Sigma dy)}{\sqrt{N\Sigma dx^2 - (\Sigma dx)^2} \times \sqrt{N\Sigma dy^2 - (\Sigma dy)^2}}$$

Where $dx = X - A$ and $dy = Y - B$. Here A and B are assumed mean

NOTE

While applying assumed mean method, any value can be taken as the assumed mean and the answer will be the same. However, the nearer the assumed mean to the actual mean, the lesser will be the calculations.

Steps to solve the problems:

(i) Take the deviations of X series from an assumed mean, denote these deviations by dx and obtain the total that is Σdx.

(ii) Take the deviations of Y series from an assumed mean, denote these deviations by dy and obtain the total that is Σdy.

(iii) Square dx and obtain the total Σdx^2.

(iv) Square dy and obtain the total Σdy^2.

(v) Multiply dx and dy and obtain the total $\Sigma dx\, dy$.

(vi) Substitute the values of $\Sigma\, dxdy$, $\Sigma\, dx$, $\Sigma\, dy, \Sigma\, dx^2$ and $\Sigma\, dy^2$ in the formula given above.

Example 9.3

Find out the coefficient of correlation in the following case and interpret.

Height of father (in inches)	65	66	67	67	68	69	71	73
Height of son (in inches)	67	68	64	68	72	70	69	70

Solution:

Let us consider Height of father (in inches) is represented as X and Height of son (in inches) is represented as Y.

X	$dx = (X-67)$	dx^2
65	-2	4
66	-1	1
67	0	0
67	0	0
68	1	1
69	2	4
71	4	16
73	6	36
$\Sigma\ X = 546$	$\Sigma\ dx = 10$	$\Sigma\ dx^2 = 62$

Y	$dy = (Y-68)$	dy^2	$dxdy$
67	–1	1	2
68	0	0	0
64	-4	16	0
68	0	0	0
72	4	16	4
70	2	4	4
69	1	1	4
70	2	4	12
$\Sigma\ Y = 548$	$\Sigma\ dy = 4$	$\Sigma\ dy^2 = 42$	$\Sigma\ dxdy = 26$

Table 9.3

$$r = \frac{N\,\Sigma dx\, dy - (\Sigma dx)(\Sigma dy)}{\sqrt{N\Sigma dx^2 - (\Sigma dx)^2} \times \sqrt{N\Sigma dy^2 - (\Sigma dy)^2}}$$

Here $\Sigma dx = 10$, $\Sigma dx^2 = 62$, $\Sigma dy = 4$, $\Sigma dy^2 = 42$ and $\Sigma dxdy = 26$

$$r = \frac{(8 \times 26) - (10 \times 4)}{\sqrt{(8 \times 62) - (10)^2} \times \sqrt{(8 \times 42) - (4)^2}}$$

09_11th_BM-STAT_Ch-9-EM.indd 214 08-12-2021 20:44:24

$$r = \frac{168}{\sqrt{396} \times \sqrt{320}}$$

$$r = \frac{168}{355.98} = 0.472$$

i.e. $r = +0.472$

Heights of fathers and their respective sons are positively correlated.

Example 9.4

Calculate the correlation coefficient from the following data

$N=9$, $\sum X = 45$, $\sum Y = 108$, $\Sigma X^2 = 285$, $\Sigma Y^2 = 1356$, $\Sigma XY = 597$.

Solution:

We know that correlation coefficient

$$r = \frac{N\Sigma XY - (\Sigma X)(\Sigma Y)}{\sqrt{N\Sigma X^2 - (\Sigma X)^2}\sqrt{N\Sigma Y^2 - (\Sigma Y)^2}}$$

$$= \frac{9(597) - (45 \times 108)}{\sqrt{9(285) - (45)^2} \times \sqrt{9(1356) - (108^2)}}$$

$r = +0.95$

Example 9.5

From the following data calculate the correlation coefficient $\Sigma xy = 120$, $\Sigma x^2 = 90$, $\Sigma y^2 = 640$.

Solution:

Given $\Sigma xy = 120$, $\Sigma x^2 = 90$, $\Sigma y^2 = 640$

Then $r = \frac{\Sigma xy}{\sqrt{\Sigma x^2 \Sigma y^2}} = \frac{120}{\sqrt{90(640)}} = \frac{120}{\sqrt{57600}}$

$= \frac{120}{240} = 0.5$

9.2 Rank Correlation

9.2.1 Spearman's Rank Correlation Coefficient

In 1904, Charles Edward Spearman, a British psychologist found out the method of ascertaining the coefficient of correlation by ranks. This method is based on rank. This measure is useful in dealing with qualitative characteristics, such as intelligence, beauty, morality, character, etc. It cannot be measured quantitatively, as in the case of Pearson's coefficient of correlation.

Rank correlation is applicable only to individual observations. The result we get from this method is only an approximate one, because under ranking method original value are not taken into account. The formula for Spearman's rank correlation which is denoted by ρ (pronounced as row) is

$$\rho = 1 - \frac{6\Sigma d^2}{N(N^2 - 1)} \quad \text{(or)}$$

$$\rho = 1 - \frac{6\Sigma d^2}{N^3 - N}$$

where d = The difference of two ranks

$= R_X - R_Y$ and

N = Number of paired observations.

Rank coefficient of correlation value lies between –1 and +1.

Symbolically, $-1 \le \rho \le +1$.

When we come across spearman's rank correlation, we may find two types of problem

(i) When ranks are given

(ii) When ranks are not given

Example 9.6

The following are the ranks obtained by 10 students in Statistics and Mathematics

Statistics	1	2	3	4	5	6	7	8	9	10
Mathematics	1	4	2	5	3	9	7	10	6	8

Find the rank correlation coefficient.

Solution:

Let R_X is considered for the ranks of Statistics and R_Y is considered for the ranks of mathematics.

09_11th_BM-STAT_Ch-9-EM.indd 215 08-12-2021 20:44:28

R_X	R_Y	$d = R_X - R_Y$	d^2
1	1	0	0
2	4	-2	4
3	2	1	1
4	5	-1	1
5	3	2	4
6	9	-3	9
7	7	0	0
8	10	-2	4
9	6	3	9
10	8	2	4
			$\sum d^2 = 36$

Table 9.4

The rank correlation is given by

$$\rho = 1 - \frac{6\Sigma d^2}{N(N^2-1)} = 1 - \frac{6(36)}{10(10^2-1)}$$

$= 1 - 0.218$

$\therefore \rho = 0.782$

Example 9.7

Ten competitors in a beauty contest are ranked by three judges in the following order.

First judge	1	4	6	3	2	9	7	8	10	5
Second judge	2	6	5	4	7	10	9	3	8	1
Third judge	3	7	4	5	10	8	9	2	6	1

Use the method of rank correlation coefficient to determine which pair of judges has the nearest approach to common taste in beauty?

Solution:

Let R_X, R_Y, R_Z denote the ranks by First judge, Second judge and third judge respectively

R_X	R_Y	R_Z	$d_{XY} = R_X - R_Y$	$d_{YZ} = R_Y - R_Z$	$d_{ZX} = R_Z - R_X$
1	2	3	-1	-1	2
4	6	7	-2	-1	3
6	5	4	1	1	-2
3	4	5	-1	-1	2
2	7	10	-5	-3	8
9	10	8	-1	2	-1
7	9	9	-2	0	2
8	3	2	5	1	-6
10	8	6	2	2	-4
5	1	1	4	0	-4

d^2_{XY}	d^2_{YZ}	d^2_{ZX}
1	1	4
4	1	9
1	1	4
1	1	4
25	9	64
1	4	1
4	0	4
25	1	36
4	4	16
16	0	16
$\Sigma d^2_{XY} = 82$	$\Sigma d^2_{YZ} = 22$	$\Sigma d^2_{ZX} = 158$

Table 9.5

$$\rho_{XY} = 1 - \frac{6\Sigma d^2_{XY}}{N(N^2-1)} = 1 - \frac{6(82)}{10(10^2-1)}$$

$= 1 - 0.4969 = 0.5031$

$$\rho_{YZ} = 1 - \frac{6\Sigma d^2_{YZ}}{N(N^2-1)} = 1 - \frac{6(22)}{10(10^2-1)}$$

09_11th_BM-STAT_Ch-9-EM.indd 216 08-12-2021 20:44:30

$$= 1-\frac{132}{990} = 1-0.1333=0.8667$$

$$\rho_{ZX} = 1-\frac{6\Sigma d_{ZX}^2}{N(N^2-1)} = 1-\frac{6(158)}{10(10^2-1)}$$

$$= 1-0.9576 = 0.0424$$

Since the rank correlation coefficient between Second and Third judges i.e., ρ_{YZ} is positive and weight among the three coefficients. So, Second judge and Third judge have the nearest approach for common taste in beauty.

Example 9.8

Calculate rank correlation coefficient of the following data

Subject 1	40	46	54	60	70	80	82	85	87	90	95
Subject2	45	46	50	43	40	75	55	72	65	42	70

Solution:

Let X is considered for Subject 1 and

Y is considered for Subject 2.

X	Y	R_X	R_Y	$d = R_X - R_Y$	d^2
40	45	1	4	–3	9
46	46	2	5	–3	9
54	50	3	6	–3	9
60	43	4	3	1	1
70	40	5	1	4	16
80	75	6	11	–5	25
82	55	7	7	0	0
85	72	8	10	–2	4
87	65	9	8	1	1
90	42	10	2	8	64
95	70	11	9	2	4
					$\Sigma d^2 = 142$

Table 9.6

$$\rho = 1-\frac{6\Sigma d^2}{N(N^2-1)}$$

$$= 1-\frac{6(142)}{11(11^2-1)}$$

$$= 1-\frac{852}{1320} = 0.354$$

Exercise 9.1

1. Calculate the correlation co-efficient for the following data

X	5	10	5	11	12	4	3	2	7	1
Y	1	6	2	8	5	1	4	6	5	2

2. Find coefficient of correlation for the following:

Cost (₹)	14	19	24	21	26	22	15	20	19
Sales (₹)	31	36	48	37	50	45	33	41	39

3. Calculate coefficient of correlation for the ages of husbands and their respective wives:

Age of husbands	23	27	28	29	30	31	33	35	36	39
Age of wives	18	22	23	24	25	26	28	29	30	32

4. Calculate the coefficient of correlation between X and Y series from the following data

Description	X	Y
Number of pairs of observation	15	15
Arithmetic mean	25	18
Standard deviation	3.01	3.03
Sum of squares of deviation from the arithmetic mean	136	138

Summation of product deviations of X and Y series from their respective arithmetic means is 122.

09_11th_BM-STAT_Ch-9-EM.indd 217 08-12-2021 20:44:32

5. Calculate correlation coefficient for the following data

X	25	18	21	24	27	30	36	39	42	48
Y	26	35	48	28	20	36	25	40	43	39

6. Find coefficient of correlation for the following:

X	78	89	96	69	59	79	68	62
Y	121	72	88	60	81	87	123	92

7. An examination of 11 applicants for a accountant post was taken by a finance company. The marks obtained by the applicants in the reasoning and aptitude tests are given below.

Applicant	A	B	C	D	E	F
Reasoning test	20	50	28	25	70	90
Aptitude test	30	60	50	40	85	90

Applicant	G	H	I	J	K
Reasoning test	76	45	30	19	26
Aptitude test	56	82	42	31	49

Calculate Spearman's rank correlation coefficient from the data given above.

8. The following are the ranks obtained by 10 students in commerce and accountancy are given below:

Commerce	6	4	3	1	2	7	9	8	10	5
Accountancy	4	1	6	7	5	8	10	9	3	2

To what extent is the knowledge of students in the two subjects related?

9. A random sample of recent repair jobs was selected and estimated cost and actual cost were recorded.

Estimated cost	300	450	800	250	500	975	475	400
Actual cost	273	486	734	297	631	872	396	457

Calculate the value of spearman's correlation coefficient.

10. The rank of 10 students of same batch in two subjects *A* and *B* are given below. Calculate the rank correlation coefficient.

Rank of A	1	2	3	4	5	6	7	8	9	10
Rank of B	6	7	5	10	3	9	4	1	8	2

9.3 Regression Analysis

Introduction:

So far we have studied correlation analysis which measures the direction and strength of the relationship between two variables. Here we can estimate or predict the value of one variable from the given value of the other variable. For instance, price and supply are correlated. We can find out the expected amount of supply for a given price or the required price level for attaining the given amount of supply.

The term " regression" literally means "Stepping back towards the average". It was first used by British biometrician Sir Francis Galton (1822 -1911), in connection with the inheritance of stature. Galton found that the offsprings of abnormally tall or short parents tend to "regress" or "step back" to the average population height. But the term "regression" as now used in Statistics is only a convenient term without having any reference to biometry.

09_11th_BM-STAT_Ch-9-EM.indd 218 08-12-2021 20:44:32

Definition 9.1

Regression analysis is a mathematical measure of the average relationship between two or more variables in terms of the original units of the data.

9.3.1 Dependent and independent variables

Definition 9.2

In regression analysis there are two types of variables. The variable whose value is to be predicted is called dependent variable and the variable which is used for prediction is called independent variable.

Regression helps us to estimate the value of one variable, provided the value of the other variable is given. The statistical method which helps us to estimate the unknown value of one variable from the known value of the related variable is called Regression.

9.3.2 Regression Equations

Regression equations are algebraic expressions of the regression lines. Since there are two regression lines, there are two regression equations. The regression equation of X on Y is used to describe the variation in the values of X for given changes in Y and the regression equation of Y on X is used to describe the variation in the values of Y for given changes in X. Regression equations of (i) X on Y (ii) Y on X and their coefficients in different cases are described as follows.

Case 1: When the actual values are taken

When we deal with actual values of X and Y variables the two regression equations and their respective coefficients are written as follows:

(i) Regression Equation of X on Y:

$$X - \overline{X} = b_{xy}(Y - \overline{Y})$$

where $\overline{X}$ is the mean of X series,

$\overline{Y}$ is the mean of Y series,

$b_{xy} = r\frac{\sigma_x}{\sigma_y} = \frac{N\Sigma XY - (\Sigma X)(\Sigma Y)}{N\Sigma Y^2 - (\Sigma Y)^2}$ is known as the regression coefficient of X on Y, and r is the correlation coefficient between X and Y, σ_x and σ_y are standard deviations of X and Y respectively.

(ii) Regression Equation of *Y* on *X*;

$$Y - \overline{Y} = b_{yx}(X - \overline{X})$$

where $\overline{X}$ is the mean of X series,

$\overline{Y}$ is the mean of Y series,

$b_{yx} = r\frac{\sigma y}{\sigma x} = \frac{N\Sigma XY - (\Sigma X)(\Sigma Y)}{N\Sigma Y^2 - (\Sigma Y)^2}$ is known as the regression coefficient of Y on X, and r is the correlation coefficient between X and Y, σ_x and σ_y are standard deviations of X and Y respectively.

Case 2: Deviations taken from Arithmetic means of X and Y

The calculation can very much be simplified instead of dealing with the actual values of X and Y, we take the deviations of X and Y series from their respective means. In such a case the two regression equations and their respective coefficients are written as follows:

(i) Regression Equation of X on Y:

$$X - \overline{X} = b_{xy}(Y - \overline{Y})$$

where $\overline{X}$ is the mean of X series,

$\overline{Y}$ is the mean of Y series,

$b_{xy} = r\frac{\sigma x}{\sigma y} = \frac{\Sigma xy}{\Sigma y^2}$ is known as the regression coefficient of X on Y, $x = (X - \overline{X})$ and $y = (Y - \overline{Y})$

09_11th_BM-STAT_Ch-9-EM.indd 219 08-12-2021 20:44:35

(ii) Regression Equation of *Y* on *X*;

$Y-\overline{Y} = b_{yx}(X-\overline{X})$

where $\overline{X}$ is the mean of *X* series,

$\overline{Y}$ is the mean of *Y* series,

$b_{yx} = r\frac{\sigma y}{\sigma x} = \frac{\Sigma xy}{\Sigma x^2}$ is known as the regression coefficient of *Y* on *X*, $x = (X-\overline{X})$ and $y = (Y-\overline{Y})$

Note: Instead of finding out the values of correlation coefficient σ_x, σ_y, etc, we can find the value of regression coefficient by calculating Σxy and Σy^2.

Case 3: Deviations taken from Assumed Mean

When actual means of *X* and *Y* variables are in fractions the calculations can be simplified by taking the deviations from the assumed means. The regression equations and their coefficients are written as follows

(i) Regression Equation of Y on X:

$$Y-\overline{Y} = b_{yx}(X-\overline{X})$$

$$b_{yx} = \frac{N\Sigma dxdy-(\Sigma dx)(\Sigma dy)}{N\Sigma dx^2-(\Sigma dx)^2}$$

(ii) Regression Equation of X on Y:

$$X-\overline{X} = b_{xy}(Y-\overline{Y})$$

$$b_{xy} = \frac{N\Sigma dxdy-(\Sigma dx)(\Sigma dy)}{N\Sigma dy^2-(\Sigma dy)^2}$$

where $dx = X-A$, $dy = Y-B$, *A* and *B* are assumed means or arbitrary values are taken from *X* and *Y* respectively.

Properties of Regression Coefficients

(i) Correlation Coefficient is the geometric mean between the regression coefficients $r = \pm\sqrt{b_{xy}\times b_{yx}}$.

(ii) If one of the regression coefficients is greater than unity, the other must be less than unity.

(iii) Both the regression coefficients are of same sign.

Example 9.9

Calculate the regression coefficient and obtain the lines of regression for the following data

X	1	2	3	4	5	6	7
Y	9	8	10	12	11	13	14

Solution:

X	*Y*	X^2	Y^2	X^Y
1	9	1	81	9
2	8	4	64	16
3	10	9	100	30
4	12	16	144	48
5	11	25	121	55
6	13	36	169	78
7	14	49	196	98
$\Sigma X = 20$	$\Sigma Y = 77$	$\Sigma X^2 = 140$	$\Sigma Y^2 = 875$	$\Sigma XY = 334$

Table 9.7

$\overline{X} = \frac{\Sigma X}{N} = \frac{28}{7} = 4$, $\overline{Y} = \frac{\Sigma Y}{N} = \frac{77}{7} = 11$

Regression coefficient of *X* on *Y*:

$$b_{xy} = \frac{N\Sigma XY-(\Sigma X)(\Sigma Y)}{N\Sigma Y^2-(\Sigma Y)^2}$$

$$= \frac{7(334)-(28)(77)}{7(875)-(77)^2}$$

$$= \frac{2338-2156}{6125-5929} = \frac{182}{196}$$

$\therefore b_{xy} = 0.929$

(i) Regression equation of *X* on *Y*:

$X-\overline{X} = b_{xy}(Y-\overline{Y})$

$X-4 = 0.929(Y-11)$

$X-4 = 0.929Y-10.219$

$\therefore$ The regression equation *X* on *Y* is $X = 0.929Y-6.219$.

09_11th_BM-STAT_Ch-9-EM.indd 220 08-12-2021 20:44:39

(ii) Regression coefficient *of Y* on *X*:

$$b_{yx} = \frac{N\Sigma XY-(\Sigma X)(\Sigma Y)}{N\,\Sigma X^2-(\Sigma X)^2}$$

$$= \frac{7(334)-(28)(77)}{7(140)-(28)^2}$$

$$= \frac{2338-2156}{980-784}$$

$$= \frac{182}{196}$$

$$\therefore b_{yx} = 0.929$$

(iii) Regression equation of *Y* on *X*:

$$Y-\overline{Y} = b_{yx}(X-\overline{X})$$

$$Y-11 = 0.929\,(X-4)$$

$$Y = 0.929X-3.716+11$$

$$Y = 0.929X+7.284$$

$\therefore$ The regression equation of Y on X is

$$Y = 0.929X + 7.284$$

Example 9.10

Calculate the two regression equations of X on Y and Y on X from the data given below, taking deviations from a actual means of X and Y.

Price (₹)	10	12	13	12	16	15
Amount demanded	40	38	43	45	37	43

Estimate the likely demand when the price is ₹ 20.

Solution:

Calculation of Regression equation

(i) Regression equation of *X* on *Y*:

$$X-\overline{X} = r\,\frac{\sigma_x}{\sigma_y}(Y-\overline{Y})$$

From the Table 9.8, we get

$$\overline{X} = \frac{78}{6}=13\,,\ \overline{Y} = \frac{246}{6}=41$$

$$b_{xy} = r\,\frac{\sigma_x}{\sigma_y} = \frac{\Sigma xy}{\Sigma y^2} = \frac{-6}{50}=-0.12$$

$$X-13 = -0.12\,(Y-41)$$

$$X-13 = -0.12Y+4.92$$

$$X = -0.12Y+17.92$$

X	$x = (X-13)$	x^2
10	–3	9
12	–1	1
13	0	0
12	–1	1
16	3	9
15	2	4
$\Sigma X = 78$	$\Sigma x = 0$	$\Sigma x^2 = 24$

Y	$y = (Y-41)$	y^2	xy
40	–1	1	3
38	–3	9	3
43	2	4	0
45	4	16	–4
37	–4	16	–12
43	2	4	4
$\Sigma Y = 246$	$\Sigma y = 0$	$\Sigma y^2 = 50$	$\Sigma xy = -6$

Table 9.8

(ii) Regression Equation of Y on X:

$$Y-\overline{Y} = r\,\frac{\sigma_y}{\sigma_x}(X-\overline{X})$$

$$b_{yx} = r\,\frac{\sigma_y}{\sigma_x} = \frac{\Sigma xy}{\Sigma x^2} = -\frac{6}{24}=-0.25$$

$$Y-41 = -0.25\,(X-13)$$

$$Y-41 = -0.25\,X+3.25$$

$$Y = -0.25\,X+44.25$$

09_11th_BM-STAT_Ch-9-EM.indd 221 08-12-2021 20:44:42

When X is 20, Y will be

$Y = -0.25\,(20)+44.25$

$= -5+44.25$

$= 39.25$ (when the price is ₹20, the likely demand is 39.25)

Example 9.11

Obtain regression equation of Y on X and estimate Y when $X = 55$ from the following:

X	40	50	38	60	65	50	35
Y	38	60	55	70	60	48	30

Solution:

X	Y	$dx = (X-48)$	dx^2	$dy = (Y-50)$	dy^2	$dxdy$
40	38	–8	64	–12	144	96
50	60	2	4	10	100	20
38	55	–10	100	5	25	–50
60	70	12	144	20	400	240
65	60	17	289	10	100	170
50	48	2	4	-2	4	-4
35	30	-13	169	-20	400	260
$\Sigma X =$ 338	$\Sigma Y =$ 361	$\Sigma dx =$ 2	$\Sigma dx^2 =$ 774	$\Sigma dy =$ 11	$\Sigma dy^2 =$ 1173	$\Sigma dxy =$ 732

Table 9.9

$$\overline{X} = \frac{\Sigma X}{N} = \frac{338}{7} = 48.29$$

$$\overline{Y} = \frac{\Sigma Y}{N} = \frac{361}{7} = 51.57$$

(i) Regression coefficients of Y on X:

$$b_{yx} = \frac{N\Sigma dx\,dy - (\Sigma dx)(\Sigma dy)}{N\,\Sigma dx^2 - (\Sigma dx)^2}$$

$$= \frac{7(732)-(2)(11)}{7(774)-(2)^2}$$

$$= \frac{5124-22}{5418-4}$$

$$= \frac{5102}{5414}$$

$$= 0.942$$

$b_{yx} = 0.942$

(ii) Regression equation of Y on X:

$Y - \overline{Y} = b_{yx}(X - \overline{X})$

$Y-51.57 = 0.942(X-48.29)$

$Y = 0.942X-45.49+51.57=0.942\times -45.49+51.57$

$Y = 0.942X+6.08$

$\therefore$ The regression equation of Y on X is $Y= 0.942X+6.08$

Estimation of Y when $X= 55$

$Y= 0.942(55)+6.08=57.89$

Example 9.12

Find the means of X and Y variables and the coefficient of correlation between them from the following two regression equations:

$2Y-X-50 = 0$

$3Y-2X-10 = 0.$

Solution:

We are given

$2Y-X-50 = 0$ ... (1)

$3Y-2X-10 = 0$ ... (2)

Solving equation (1) and (2)

We get $Y= 90$

Putting the value of Y in equation (1)

We get $X = 130$

Hence $\overline{X} = 130$ and $\overline{Y} = 90$

Calculating correlation coefficient

Let us assume equation (1) be the regression equation of Y on X.

09_11th_BM-STAT_Ch-9-EM.indd 222 08-12-2021 20:44:44

$2Y = X+50$

$Y = \frac{1}{2}X+25$ therefore $b_{yx} = \frac{1}{2}$

Clearly equation (2) would be treated as regression equation of X on Y

$3Y-2X-10 = 0$

$2X = 3Y-10$

$X = \frac{3}{2}Y-5$ therefore $b_{xy} = \frac{3}{2}$

The Correlation coefficient $r = \pm\sqrt{b_{xy} \times b_{yx}}$

$r = \sqrt{\frac{1}{2} \times \frac{3}{2}} = 0.866$

NOTE

It may be noted that in the above problem one of the regression coefficient is greater than 1 and the other is less than 1. Therefore our assumption on given equations are correct.

Example 9.13

Find the means of X and Y variables and the coefficient of correlation between them from the following two regression equations:

$4X-5Y+33 = 0$

$20X-9Y-107 = 0$

Solution:

We are given

$4X-5Y+33 = 0$ ... (1)

$20X-9Y-107 = 0$ ... (2)

Solving equation (1) and (2)

We get $Y = 17$

Putting the value of Y in equation (1)

We get $X = 13$

Hence $\overline{X} = 13$ and $\overline{Y} = 17$

Calculating correlation coefficient

Let us assume equation (1) be the regression equation of X on Y

$4X = 5Y-33$

$X = \frac{1}{4}(5Y-33)$

$X = \frac{5}{4}Y-\frac{33}{4}$

$b_{xy} = \frac{5}{4} = 1.25$

Let us assume equation (2) be the regression equation of Y on X

$9Y = 20X-107$

$Y = \frac{1}{9}(20X-107)$

$Y = \frac{20}{9}X-\frac{107}{9}$

$b_{yx} = \frac{20}{9} = 2.22$

But this is not possible because both the regression coefficient are greater than 1. So our above assumption is wrong. Therefore treating equation (1) has regression equation of Y on X and equation (2) has regression equation of X on Y. So we get

$b_{yx} = \frac{4}{5} = 0.8$ and

$b_{xy} = \frac{9}{20} = 0.45$

The Correlation coefficient

$r = \pm\sqrt{b_{xy} \times b_{xy}}$

$r = \sqrt{0.45 \times 0.8} = 0.6$

Example 9.14

The following table shows the sales and advertisement expenditure of a form

Title	Sales	Advertisement expenditure (₹ in Crores)
Mean	40	6
SD	10	1.5

09_11th_BM-STAT_Ch-9-EM.indd 223 08-12-2021 20:44:47

Coefficient of correlation r= 0.9. Estimate the likely sales for a proposed advertisement expenditure of Rs. 10 crores.

Solution:

Let the sales be X and advertisement expenditure be Y

Given $\overline{X}$ =40, $\overline{Y}$ =6, σ_x=10, σ_y=1.5 and r=0.9

Equation of line of regression x on y is

$$X-\overline{X} = r\frac{\sigma_x}{\sigma_y}(Y-\overline{Y})$$

$$X-40 = (0.9)\frac{10}{1.5}(Y-6)$$

$$X-40 = 6Y-36$$

$$X = 6Y+4$$

When advertisement expenditure is 10 crores i.e., Y=10 then sales X=6(10)+4=64 which implies sales is 64.

Example 9.15

There are two series of index numbers P for price index and S for stock of the commodity. The mean and standard deviation of P are 100 and 8 and of S are 103 and 4 respectively. The correlation coefficient between the two series is 0.4. With these data obtain the regression lines of P on S and S on P.

Solution:

Let us consider X for price P and Y for stock S. Then the mean and SD for P is considered as $\overline{X}$ =100 and σ_x=8. respectively and the mean and SD of S is considered as $\overline{Y}$ =103 and σ_y = 4. The correlation coefficient between the series is $r(X,Y)$ = 0.4

Let the regression line X on Y be

$$X-\overline{X} = r\frac{\sigma_x}{\sigma_y}(Y-\overline{Y})$$

$$X-100 = (0.4)\frac{8}{4}(Y-103)$$

$$X-100 = 0.8(Y-103)$$

X–0.8Y–17.6 = 0 (or) X=0.8Y+17.6

The regression line Y on X be

$$Y-\overline{Y} = r\frac{\sigma_y}{\sigma_x}(X-\overline{X})$$

$$Y-103 = (0.4)\frac{4}{8}(X-100)$$

$$Y-103 = 0.2\,(X-100)$$

$$Y-103 = 0.2\,X-20$$

$$Y = 0.2\,X+83 \text{ (or) } 0.2\,X-Y+83=0$$

Example 9.16

For 5 pairs of observations the following results are obtained ΣX=15, ΣY=25, ΣX^2=55, ΣY^2=135, ΣXY=83 Find the equation of the lines of regression and estimate the value of X on the first line when Y=12 and value of Y on the second line if X=8.

Solution:

Here N=5, $\overline{X}=\frac{\Sigma X}{N}=\frac{15}{5}=3$, $\overline{Y}=\frac{\Sigma Y}{N}=\frac{25}{5}=5$ and the regression coefficient

$$b_{xy}=\frac{N\Sigma XY-\Sigma X\Sigma Y}{N\Sigma Y^2-(\Sigma Y)^2}=\frac{5(83)-(15)(25)}{5(135)-(25)^2}=0.8$$

The regression line of X on Y is

$$X-\overline{X} = b_{xy}(Y-\overline{Y})$$

$$X-3 = 0.8(Y-5)$$

$$X = 0.8Y-1$$

When Y = 12, the value of X is estimated as

$$X = 0.8\,(12)-1=8.6$$

The regression coefficient

$$b_{yx} = \frac{N\Sigma XY-\Sigma X\Sigma Y}{N\Sigma X^2-(\Sigma X)^2}$$

$$= \frac{5(83)-(15)(25)}{5(55)-(15)^2}=0.8$$

Thus b_{yx}= 0.8 then the regression line Y on X is

$$Y-\overline{Y} = b_{yx}(X-\overline{X})$$

$$Y-5 = 0.8(X-3)$$

$$Y = 0.8X+2.6$$

09_11th_BM-STAT_Ch-9-EM.indd 224 08-12-2021 20:44:50

When X = 8 the value of Y is estimated as

$$Y = 0.8(8)+2.6$$

$$Y = 9$$

Example 9.17

The two regression lines are $3X+2Y=26$ and $6X+3Y=31$. Find the correlation coefficient.

Solution:

Let the regression equation of Y on X be

$$3X+2Y = 26$$

$$2Y = -3X+26$$

$$Y = \frac{1}{2}(-3X+26)$$

$$Y = -1.5X+13$$

$$r\frac{\sigma_y}{\sigma_x} = -1.5$$

Implies by $x = r\frac{\sigma_y}{\sigma_x} = -1.5$

Let the regression equation of X on Y be

$$6X+3Y = 31$$

$$X = \frac{1}{6}(-3Y+31) = -0.5Y+5.17$$

$$r\frac{\sigma_x}{\sigma_y} = -0.5$$

Implies $b_{xy} = r\frac{\sigma_x}{\sigma_y} = -0.5$

$$r = \pm\sqrt{b_{xy}.b_{yx}}$$

$= -\sqrt{(-1.5).(-0.5)}$ (Since both the regression coefficient are negative r is negative)

$$\therefore r = -0.866$$

Example 9.18

In a laboratory experiment on correlation research study the equation of the two regression lines were found to be $2X-Y+1=0$ and $3X-2Y+7=0$. Find the means of X and Y. Also work out the values of the regression coefficient and correlation between the two variables X and Y.

Solution:

Solving the two regression equations we get mean values of X and Y.

$$2X-Y = -1 \quad \ldots (1)$$

$$3X-2Y = -7 \quad \ldots (2)$$

Solving equation (1) and equation (2) We get $X=5$ and $Y=11$.

Therefore the regression line passing through the means $\overline{X}=5$ and $\overline{Y}=11$.

The regression equation of Y on X is $3X-2Y=-7$

$$2Y = 3X+7$$

$$Y = \frac{1}{2}(3X+7)$$

$$Y = \frac{3}{2}X+\frac{7}{2}$$

$$\therefore b_{yx} = \frac{3}{2}(>1)$$

The regression equation of X on Y is

$$2X-Y = -1$$

$$2X = Y-1$$

$$X = \frac{1}{2}(Y-1)$$

$$X = \frac{1}{2}Y-\frac{1}{2}$$

$$\therefore b_{xy} = \frac{1}{2}$$

The regression coefficients are positive

$$r = \pm\sqrt{b_{xy}.b_{yx}} = \pm\sqrt{\frac{3}{2}\times\frac{1}{2}}$$

$$= \sqrt{\frac{3}{2}\times\frac{1}{2}}$$

$$= \sqrt{\frac{3}{4}}$$

$$= 0.866$$

$$\therefore r = 0.866$$

Example 9.19

For the given lines of regression $3X-2Y=5$ and $X-4Y=7$. Find

(i) Regression coefficients

(ii) Coefficient of correlation

09_11th_BM-STAT_Ch-9-EM.indd 225 08-12-2021 20:44:53

Solution:

(i) First convert the given equations Y on X and X on Y in standard form and find their regression coefficients respectively.

Given regression lines are

$$3X-2Y = 5 \quad \ldots (1)$$

$$X-4Y = 7 \quad \ldots (2)$$

Let the line of regression of X on Y is

$$3X-2Y = 5$$

$$3X = 2Y+5$$

$$X = \frac{1}{3}(2Y+5)$$

$$X = \frac{1}{3}(2Y+5)$$

$$X = \frac{2}{3}Y+\frac{5}{3}$$

$\therefore$ Regression coefficient of X on Y is

$$b_{xy} = \frac{2}{3}(<1)$$

Let the line of regression of Y on X is

$$X-4Y = 7$$

$$-4Y = -X+7$$

$$4Y = X-7$$

$$Y = \frac{1}{4}(X-7)$$

$$Y = \frac{1}{4}X-\frac{7}{4}$$

$\therefore$ Regression coefficient of Y on X is

$$b_{yx} = \frac{1}{4}(<1)$$

(ii) **Coefficient of correlation**

Since the two regression coefficients are positive then the correlation coefficient is also positive and it is given by

$$r = \sqrt{b_{yx} \cdot b_{xy}}$$

$$= \sqrt{\frac{2}{3} \cdot \frac{1}{4}}$$

$$= \sqrt{\frac{1}{6}}$$

$$= 0.4082$$

$$\therefore r = 0.4082$$

Exercise 9.2

1. From the data given below:

Marks in Economics:	25	28	35	32	31
Marks in Statistics:	43	46	49	41	36
Marks in Economics:	36	29	38	34	32
Marks in Statistics:	32	31	30	33	39

Find (a) The two regression equations, (b) The coefficient of correlation between marks in Economics and statistics, (c) The mostly likely marks in Statistics when the marks in Economics is 30.

2. The heights (in cm.) of a group of fathers and sons are given below:

Heights of fathers:	158	166	163	165	167	170	167	172	177	181
Heights of Sons :	163	158	167	170	160	180	170	175	172	175

Find the lines of regression and estimate the height of son when the height of the father is 164 cm.

3. The following data give the height in inches (X) and the weight in lb. (Y) of a random sample of 10 students from a large group of students of age 17 years:

X	61	68	68	64	65	70	63	62	64	67
Y	112	123	130	115	110	125	100	113	116	125

Estimate weight of the student of a height 69 inches.

4. Obtain the two regression lines from the following data $N=20$, $\Sigma X=80$, $\Sigma Y=40$, $\Sigma X^2=1680$, $\Sigma Y^2=320$ and $\Sigma XY=480$.

09_11th_BM-STAT_Ch-9-EM.indd 226 08-12-2021 20:44:55

5. Given the following data, what will be the possible yield when the rainfall is 29.

Details	Rainfall	Production
Mean	25``	40 units per acre
Standard Deviation	3``	6 units per acre

Coefficient of correlation between rainfall and production is 0.8.

6. The following data relate to advertisement expenditure (in lakh of rupees) and their corresponding sales (in crores of rupees)

Advertisement expenditure	40	50	38	60	65	50	35
Sales	38	60	55	70	60	48	30

Estimate the sales corresponding to advertising expenditure of ₹ 30 lakh.

7. You are given the following data:

Details	X	Y
Arithmetic Mean	36	85
Standard Deviation	11	8

If the Correlation coefficient between X and Y is 0.66, then find (i) the two regression coefficients, (ii) the most likely value of Y when $X = 10$.

8. Find the equation of the regression line of Y on X, if the observations (X_i, Y_i) are the following (1,4) (2,8) (3,2) (4,12) (5, 10) (6, 14) (7, 16) (8, 6) (9, 18).

9. A survey was conducted to study the relationship between expenditure on accommodation (X) and expenditure on Food and Entertainment (Y) and the following results were obtained:

Details	Mean	SD
Expenditure on Accommodation (₹)	178	63.15
Expenditure on Food and Entertainment (₹)	47.8	22.98
Coefficient of Correlation	0.43	

Write down the regression equation and estimate the expenditure on Food and Entertainment, if the expenditure on accommodation is ₹ 200.

10. For 5 observations of pairs of (X, Y) of variables X and Y the following results are obtained. $\Sigma X = 15$, $\Sigma Y = 25$, $\Sigma X^2 = 55$, $\Sigma Y^2 = 135$, $\Sigma XY = 83$. Find the equation of the lines of regression and estimate the values of X and Y if $Y = 8$; $X = 12$.

11. The two regression lines were found to be $4X–5Y+33 = 0$ and $20X–9Y–107 = 0$. Find the mean values and coefficient of correlation between X and Y.

12. The equations of two lines of regression obtained in a correlation analysis are the following $2X = 8–3Y$ and $2Y = 5–X$. Obtain the value of the regression coefficients and correlation coefficient.

Exercise 9.3

Choose the correct answer

1. Example for positive correlation is
   (a) Income and expenditure
   (b) Price and demand
   (c) Repayment period and EMI
   (d) Weight and Income

2. If the values of two variables move in same direction then the correlation is said to be
   (a) Negative
   (b) Positive
   (c) Perfect positive
   (d) No correlation

3. If the values of two variables move in opposite direction then the correlation is said to be

09_11th_BM-STAT_Ch-9-EM.indd 227 08-12-2021 20:44:55

(a) Negative
(b) Positive
(c) Perfect positive
(d) No correlation

4. Correlation co-efficient lies between
(a) 0 to ∞ (b) –1 to +1
(c) –1 to 0 (d) –1 to ∞

5. If $r(X,Y) = 0$ the variables X and Y are said to be
(a) Positive correlation
(b) Negative correlation
(c) No correlation
(d) Perfect positive correlation

6. The correlation coefficient from the following data N=25, ΣX=125, ΣY=100, ΣX^2=650, ΣY^2=436, ΣXY=520
(a) 0.667 (b) -0.006
(c) –0.667 (d) 0.70

7. From the following data, N=11, ΣX=117, ΣY=260, ΣX^2=1313, ΣY^2=6580, ΣXY=2827the correlation coefficient is
(a) 0.3566 (b) –0.3566
(c) 0 (d) 0.4566

8. The correlation coefficient is
(a) $r(X,Y)=\frac{\sigma_x \sigma_y}{\text{cov}(x,y)}$
(b) $r(X,Y)=\frac{\text{cov}(x,y)}{\sigma_x \sigma_y}$
(c) $r(X,Y)=\frac{\text{cov}(x,y)}{\sigma_y}$
(d) $r(X,Y)=\frac{\text{cov}(x,y)}{\sigma_x}$

9. The variable whose value is influenced (or) is to be predicted is called
(a) dependent variable
(b) independent variable
(c) regressor
(d) explanatory variable

10. The variable which influences the values or is used for prediction is called
(a) Dependent variable
(b) Independent variable
(c) Explained variable
(d) Regressed

11. The correlation coefficient
(a) $r=\pm\sqrt{b_{xy}\times b_{yx}}$
(b) $r=\frac{1}{b_{xy}\times b_{yx}}$
(c) $r=b_{xy}\times b_{yx}$
(d) $r=\pm\sqrt{\frac{1}{b_{xy}\times b_{yx}}}$

12. The regression coefficient of X on Y
(a) $b_{xy}=\frac{N\Sigma dx\,dy-(\Sigma dx)(\Sigma dy)}{N\,\Sigma dy^2-(\Sigma dy)^2}$
(b) $b_{yx}=\frac{N\Sigma\,dx\,dy-(\Sigma dx)(\Sigma dy)}{N\,\Sigma dy^2-(\Sigma dy)^2}$
(c) $b_{xy}=\frac{N\Sigma dxdy-(\Sigma dx)(\Sigma dy)}{N\,\Sigma dx^2-(\Sigma dx)^2}$
(d) $b_{y}=\frac{N\Sigma xy-(\Sigma x)(\Sigma y)}{\sqrt{N\Sigma x^2-(\Sigma x)^2}\times\sqrt{N\Sigma y^2-(\Sigma y)^2}}$

13. The regression coefficient of Y on X
(a) $b_{xy}=\frac{N\Sigma dx\,dy-(\Sigma dx)(\Sigma dy)}{N\,\Sigma dy^2-(\Sigma dy)^2}$
(b) $b_{yx}=\frac{N\Sigma dxdy-(\Sigma dx)(\Sigma dy)}{N\Sigma dy^2-(\Sigma dy)^2}$
(c) $b_{yx}=\frac{N\Sigma dx\,dy-(\Sigma dx)(\Sigma dy)}{N\Sigma dx^2-(\Sigma dx)^2}$
(d) $b_{xy}=\frac{N\Sigma xy-(\Sigma x)(\Sigma y)}{\sqrt{N\Sigma x^2-(\Sigma x)^2}\times\sqrt{N\Sigma y^2-(\Sigma y)^2}}$

14. When one regression coefficient is negative, the other would be
(a) Negative (b) Positive
(c) Zero (d) None of them

09_11th_BM-STAT_Ch-9-EM.indd 228 08-12-2021 20:44:59

15. If X and Y are two variates, there can be atmost
    (a) One regression line
    (b) two regression lines
    (c) three regression lines
    (d) more regression lines

16. The lines of regression of X on Y estimates
    (a) X for a given value of Y
    (b) Y for a given value of X
    (c) X from Y and Y from X
    (d) none of these

17. Scatter diagram of the variate values (X,Y) give the idea about
    (a) functional relationship
    (b) regression model
    (c) distribution of errors
    (d) no relation

18. If regression co-efficient of Y on X is 2, then the regression co-efficient of X on Y is
    (a) $\leq \frac{1}{2}$ (b) 2
    (c) $> \frac{1}{2}$ (d) 1

19. If two variables moves in decreasing direction then the correlation is
    (a) positive (b) negative
    (c) perfect negative (d) no correlation

20. The person suggested a mathematical method for measuring the magnitude of linear relationship between two variables say X and Y is
    (a) Karl Pearson
    (b) Spearman
    (c) Croxton and Cowden
    (d) Ya Lun Chou

21. The lines of regression intersect at the point
    (a) (X,Y) (b) $(\overline{X},\overline{Y})$
    (c) $(0,0)$ (d) (σ_x,σ_y)

22. The term regression was introduced by
    (a) R.A. Fisher
    (b) Sir Francis Galton
    (c) Karl Pearson
    (d) Croxton and Cowden

23. If $r=-1$, then correlation between the variables
    (a) perfect positive
    (b) perfect negative
    (c) negative
    (d) no correlation

24. The coefficient of correlation describes
    (a) the magnitude and direction
    (b) only magnitude
    (c) only direction
    (d) no magnitude and no direction

25. If $\text{Cov}(x,y)=-16.5$, $\sigma_x^2=2.89$, $\sigma_y^2=100$. Find correlation coefficient.
    (a) –0.12 (b) 0.001
    (c) –1 (d –0.97

Miscellaneous Problems

1. Find the coefficient of correlation for the following data:

X	35	40	60	79	83	95
Y	17	28	30	32	38	49

2. Calculate the coefficient of correlation from the following data:

   $\Sigma X=50$, $\Sigma Y=-30$, $\Sigma X^2=290$, $\Sigma Y^2=300$, $\Sigma XY=-115$, $N=10$

3. Calculate the correlation coefficient from the data given below:

X	1	2	3	4	5	6	7	8	9
Y	9	8	10	12	11	13	14	16	15

09_11th_BM-STAT_Ch-9-EM.indd 229 08-12-2021 20:45:00

4. Calculate the correlation coefficient from the following data:
$\Sigma X=125$, $\Sigma Y=100$, $\Sigma X^2=650$, $\Sigma Y^2=436$, $\Sigma XY=520$, $N=25$

5. A random sample of recent repair jobs was selected and estimated cost , actual cost were recorded.

Estimated cost	30	45	80	25	50	97	47	40
Actual cost	27	48	73	29	63	87	39	45

Calculate the value of spearman's correlation.

6. The following data pertains to the marks in subjects A and B in a certain examination. Mean marks in A = 39.5, Mean marks in B= 47.5 standard deviation of marks in A =10.8 and Standard deviation of marks in B = 16.8. coefficient of correlation between marks in A and marks in B is 0.42. Give the estimate of marks in B for candidate who secured 52 marks in A.

7. X and Y are a pair of correlated variables. Ten observations of their values (X,Y) have the following results. $\Sigma X=55$, $\Sigma XY=350$, $\Sigma X^2=385$, $\Sigma Y=55$, Predict the value of y when the value of X is 6.

8. Find the line regression of Y on X

X	1	2	3	4	5	8	10
Y	9	8	10	12	14	16	15

9. Using the following information you are requested to (i) obtain the linear regression of Y on X (ii) Estimate the level of defective parts delivered when inspection expenditure amounts to ₹ 82 $\Sigma X=424$, $\Sigma Y=363$, $\Sigma X^2=21926$, $\Sigma Y^2=15123$, $\Sigma XY=12815$, $N=10$. Here X is the expenditure on inspection, Y is the defective parts delivered.

10. The following information is given.

Details	X (in ₹)	Y (in ₹)
Arithmetic Mean	6	8
Standard Deviation	5	$\frac{40}{3}$

Coefficient of correlation between X and Y is $\frac{8}{15}$. Find (i) The regression Coefficient of Y on X (ii) The most likely value of Y when X = ₹ 100.

Case Study-1

Mr. Bean visited a departmental store in Triplicane at Chennai on 1st March 2018 and chooses 15 different types of food items that include nutrition information on its packaging. For each food Mr. Bean observed and identified the amount of fat (gms) and the sodium content (mgs/100gms) per serving and recorded in the following table.

Sl. No.	Product Items	Fat (gm/100gms)	Sodium (mg / 100gms)
1.	Dates	0.4	74.4
2.	Appalam	0.26	1440
3.	Energy drink	1.8	136
4.	Gulabjamun Powder	10.4	710
5.	Atta	2.2	4.97
6.	Athi fruits	0.14	2
7.	Alu Muttar mix	5	440

09_11th_BM-STAT_Ch-9-EM.indd 230 08-12-2021 20:45:00

8.	Popcorn	2.32	51.38
9.	Perungayum	0.37	40
10.	Mushroom	31	11.73
11.	Friut juice	0.1	74
12.	Choclate	0.8	0.09
13.	Rava	9	575
14.	Biscuit	19.7	498
15.	Snacks	33.5	821

Mr. Bean wants to establish some statistical relationship between the above mentioned food contents. Here the variable under study are X and Y which represents the amount of Fat content and the amount of Sodium content in each food items respectively. Thus Mr. Bean gets a pair of values (X,Y) for each food item. Mr. Bean further found the average fat content in all the 15 food items is $\overline{X}$ =7.8 (gms/100g) and the average sodium content in all the items is $\overline{Y}$ =325.23(mg/100g). Further, it was identified that the minimum amount of fat contained in Tropicana fruit juice is 0.1(g/100gms) and the maximum amount of fat contained in Lays is 33.5(g/100gms). Thus the fat contained in all the 15 food items is ranging from 0.1(g/100gms) to 33.5(g/100gms). Similarly, the minimum amount of sodium content contained in Kelloggys Choco is 0.09(mg/100gm) and the maximum amount of sodium content in Bhindhu appalam is 1440(mg/100gm). So, the measure of range of fat content and sodium content in all the 15 items are 33.4gm and 1439.91(mg/100gm) respectively. Besides, Mr. Bean is interested in knowing the variation of each individual item from the mean of all observations. He attempted another measure of dispersion known as standard deviation. The measure of standard deviation indicates that there is an average deviation of 11.3 (g/100gms) in fat content and 420.14(mg/100gms) in sodium content of all the 15 food items. Further, Mr. Bean is keen on finding the association between the variables X and Y. So, the correlation analysis has been carried out. The correlation coefficient $r(X,Y)$=0.2285 indicates that there is 22.86% positive association between sodium content and the amount of fat content. Thus from this study Mr. Bean inferred and convinced that the nutrition information on the packaging of each food item is sufficient.

Case Study-2

We collected data relating to the gold price (per gram) in two places namely Chennai Market and Mumbai Market for ten days from 20th Feb 2018 to 1st March 2018 and the same is recorded below.

Date	20th Feb	21st Feb	22nd Feb	23rd Feb	24th Feb
Chennai X	2927	2912	2919	2912	2921
Mumbai Y	2923	2910	2907	2920	2919

Date	25th Feb	26th Feb	27th Feb	28th Feb	1st Mar
Chennai X	2921	2927	2924	2908	2893
Mumbai Y	2919	2925	2918	2902	2895

Do we agree that the price of gold in Chennai market has its impact on Mumbai market?

Let X denotes the gold price per gm in Chennai market and Y denotes the gold

09_11th_BM-STAT_Ch-9-EM.indd 231 08-12-2021 20:45:01

price per gm in Mumbai market. The actual observations given in the table indicates that the gold price ranges from ₹ 2893 to ₹ 2927 in Chennai market and the gold price range from ₹ 2895 (per gram) to ₹ 2925 (per gram) in Mumbai market. Further it is to be noted that there is some oscillations in the gold price rate dated between 20th Feb to 24th Feb and 25th Feb price is remain same as the previous day that is Feb 24th. It may be due to holiday of Gold markets. It is clear from the above table the price of gold rate go on rapidly decreasing from 27th Feb to 1st March. The same fluctuations is observed in Mumbai market from Feb 20th to 24th and remain same on 24th and 25th and rapidly decreasing from Feb 27th to 1st March . So, the market trend in respect of gold rate is same in two markets. We found that the average gold price in Chennai market during these 10 days is ₹ 2916.4 (per gm) and the Mumbai market is ₹ 2913.8 (per gm). The variation among the prices of gold in 10 days. To identify the variation of each individual observation from the mean of all observations. We make use of the best measure known as standard deviation. In this study it is found that the price of gold has a average deviation of ₹ 10 (approximately) in Chennai market and ₹ 9 (approximately) in Mumbai market. To verify the consistency of the prices between the two cities, we attempt coefficient of variation which expresses the percentage of variation. Coefficient of variation of gold price in Chennai market is

$$CV_X = \frac{\sigma_X}{\overline{X}} \times 100 = \frac{10}{2916.4} \times 100 = 0.343\%$$

Similarly, Coefficient of variation of gold price in Mumbai market is

$$CV_Y = \frac{\sigma_Y}{\overline{Y}} \times 100 = \frac{9}{2913.8} \times 100 = 0.31\%$$

Comparison of these coefficients of variations we inferred that the Mumbai market has consistent or more stable in price of gold.

Further to examine the linear relationship between the two variables X and Y. We carry out correlation analysis results $r(X,Y) = 0.8682$. It indicates that there is a positive correlation in price of gold between Mumbai market and Chennai market. Do you think finding a regression line makes sense here?

09_11th_BM-STAT_Ch-9-EM.indd 232 08-12-2021 20:45:01

Summary

- The term correlation refers to the degree of relationship between two or more variables.
- Scatter diagram is a graphic device for finding correlation between two variables.
- Karl Pearson correlation coefficient $r(x,y)=\frac{\text{cov}(X,Y)}{\sigma_x \sigma_y}$
- Correlation coefficient r lies between -1 and 1. (i.e) $-1 \leq r \leq 1$
- When $r=+1$, then the correlation is perfect positive
- When $r=-1$, then the correlation is perfect negative
- When $r=0$, then there is no relationship between the variables, (i.e) the variables are uncorrelated.
- Rank correlation deals with qualitative characteristics.
- Spearman's rank correlation coefficient formula ρ is given by

  $\rho = 1-\frac{6\Sigma d^2}{N(N^2-1)}$ where d = The difference between two ranks = $R_X - R_Y$ and

  N = Number of paired observations.
- Correlation represents linear relationship between the variables but the regression helps to estimate (or predict) one variable by using the other variable.
- Regression lines of

  (i) X on Y is $X-\overline{X} = b_{xy}(Y-\overline{Y})$ (ii) Y on X is $Y-\overline{Y} = b_{yx}(X-\overline{X})$
- The two regression lines passing through their respective means of X and Y
- Calculation of the regression coefficients.

  $b_{xy}=r\frac{\sigma_x}{\sigma_y}$ and $b_{yx}=r\frac{\sigma_y}{\sigma_x}$
- The Properties of regression coefficients.

  (i) $r = \sqrt{b_{yx} \times b_{xy}}$

  (ii) both the regression coefficients cannot be greater than one.

  (iii) Both the regression coefficients have same sign.

09_11th_BM-STAT_Ch-9-EM.indd 233 08-12-2021 20:45:03

GLOSSARY (கலைச்சொற்கள்)	
Abnormal	அசாதாரனமான
Approximate	தோராயமாக
Assumed Mean	ஊகிக்கப்பட்ட சராசரி
Bivariate analysis	இருமாறி பகுப்பாய்வு
Characteristics	பண்புகள்
Closeness	பொருத்தமுடைய
Corrleation	ஒட்டுறவு
Deviations	விலக்கம்
Fluctuate	ஏற்ற இறக்கம்
Interpretation	விளக்கம்
Negative Correlation	எதிர்மறை ஒட்டுறவு
Positive Correlation	நேரிடை ஒட்டுறவு
Random variables	சமவாய்ப்பு மாறிகள்
Regression analysis	தொடர்பு போக்கு ஆய்வு
Relative Variable	சார்ந்த மாறி
Univariate analysis	ஒருமாறி பகுப்பாய்வு

09_11th_BM-STAT_Ch-9-EM.indd 234 08-12-2021 20:45:03

ICT Corner

Correlation and regression analysis

Step – 1

Open the Browser type the URL Link given below (or) Scan the QR Code.

GeoGebra Workbook called "**11th BUSINESS MATHEMATICS and STATISTICS**" will appear. In that there are several worksheets related to your Text Book.

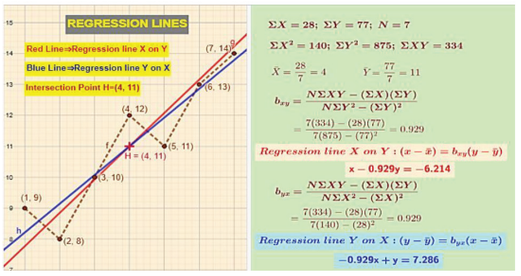

Expected Outcome ⇒

Step-2

Select the work sheet "Regression lines" work out the problem for the data given and workout as given and verify the steps. See the graph of regression line x on y and regression line y on x and check the intersection of these two lines. (Mean of x, mean of y) you can change the data x and Y in the spread sheet for new problem.

Step 1

Step-1

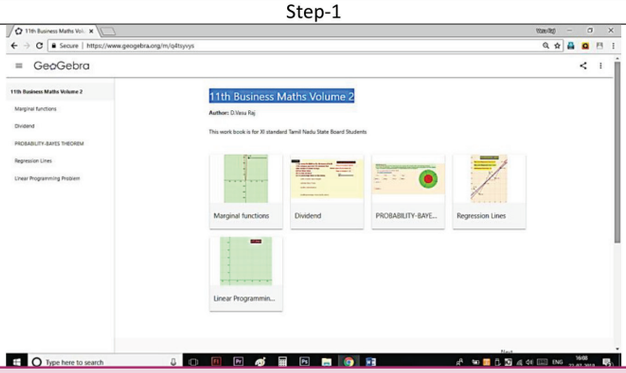

Step 2

Step-2

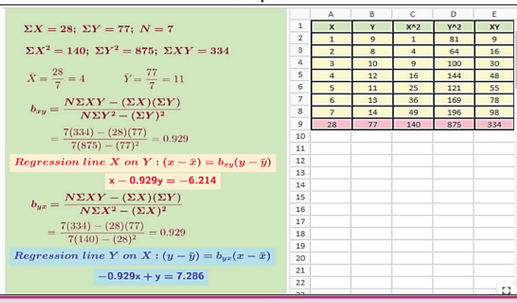

Browse in the link

11th Business Mathematics and Statistics
https://ggbm.at/qKj9gSTG (or) scan the QR Code

YQJMD

09_11th_BM-STAT_Ch-9-EM.indd 235 08-12-2021 20:45:03

Chapter 10

OPERATIONS RESEARCH

Learning Objectives

After studying this chapter, the students will be able to understand

- Formulation of Linear Programming Problem
- Solution of LPP by graphical method.
- Construction of network of a project
- Project completion time by Critical Path Method(CPM)

Introduction


L.V. Kantorovich

During the world war II, the military management in England recruited a team of scientists, engineers and mathematicians to study the strategic and tactical problems of air and land defence. Their objective was to determine the best utilization of limited military resources like ammunition, food and other things needed for war. This group of scientists formed the first operations research team. The name operations research was apparently coined because the team was dealing with the research on (military) operations. Operations research team helped in developing strategies for mining operations, inventing new flight pattern and planning of sea mines. Following the end of war the success of military team attracted the attention of industrial managers who were seeking solutions to their complex type of problems.

It is not possible to give uniformly acceptable definition of operations research. The following is the definition of operations research published on behalf of UK operational research society. "operations research is the application of scientific methods to complex problems arising from operations involving large system of men, machines, materials and money in industry, business, government and defence."

An operations research model is defined as any abstract or idealized representation of real life system or situation. The objective of the model is to identify significant factors and inter-relationship. Here we study only two models namely linear programming problem and network analysis.

10.1 Linear Programming Problem

The Russian Mathematician L.V. Kantorovich applied mathematical model to solve linear programming problems. He pointed out in 1939 that many classes of problems which arise in production can be defined mathematically and therefore can be solved numerically. This decision making technique was further developed by George B. Dantziz. He formulated the general linear programming problem

10_11th_BM-STAT_Ch-10-EM.indd 236 08-12-2021 20:48:30

and developed simplex method (1947) to solve complex real time applications. Linear programming is one of the best optimization technique from theory, application and computation point of view.

Definition:

Linear Programming Problem(LPP) is a mathematical technique which is used to optimize (maximize or minimize) the objective function with the limited resources.

Mathematically, the general linear programming problem (LPP) may be stated as follows.

Maximize or Minimize

$Z = c_1 x_1 + c_2 x_2 + \ldots + c_n x_n$

Subject to the conditions (constraints)

$a_{11} x_1 + a_{12} x_2 + \ldots + a_{1n} x_n \leq (or = or \geq) b_1$

$a_{21} x_1 + a_{22} x_2 + \ldots + a_{2n} x_n \leq (or = or \geq) b_2$

… …. …. …. …

… …. …. …. …

$a_{m1} x1 + a_{m2} x_2 + ... + a_{mn} x_n (\leq or = or \geq) b_m$

$x_1, x_2 \ldots\ldots x_n \geq 0$

Short form of LPP

Maximize or Minimize $Z = \sum_{j=1}^{n} c_j x_j$

Subject to $\sum_{j=1}^{n} a_{ij} x_j \leq (or = or \geq) b_i$,

i = 1,2,3,…,m ... (1)

and $x_j \geq 0$ ... (2)

Some useful definitions:

Objective function:

A function $Z = c_1 x_1 + c_2 x_2 + \ldots + c_n x_n$ which is to be optimized (maximized or minimized) is called objective function.

Decision variable:

The decision variables are the variables, which has to be determined $x_j, j = 1,2,3,\ldots,n$, to optimize the objective function.

Constraints:

There are certain limitations on the use of limited resources called constraints.

$\sum_{j=1}^{n} a_{ij} x_j \leq (or = or \geq) b_i$, $i = 1,2,3,\ldots, m$ are the constraints.

Solution:

A set of values of decision variables x_j, j=1,2,3,…, n satisfying all the constraints of the problem is called a solution to that problem.

Feasible solution:

A set of values of the decision variables that satisfies all the constraints of the problem and non-negativity restrictions is called a feasible solution of the problem.

Optimal solution:

Any feasible solution which maximizes or minimizes the objective function is called an optimal solution.

Feasible region:

The common region determined by all the constraints including non-negative constraints $x_j \geq 0$ of a linear programming problem is called the feasible region (or solution region) for the problem.



Linear Programming Problem helps a farmer to produce the best crop by minimising risk and maximizing profit.

10_11th_BM-STAT_Ch-10-EM.indd 237 08-12-2021 20:48:32

10.1.1 Mathematical formulation of a linear programming problem:

The procedure for mathematical formulation of a linear programming problem consists of the following steps.

(i) Identify the decision variables.

(ii) Identify the objective function to be maximized or minimized and express it as a linear function of decision variables.

(iii) Identify the set of constraint conditions and express them as linear inequalities or equations in terms of the decision variables.



Linear Programming Problem is used in determining shortest routes for travelling salesman.

Example 10.1

A furniture dealer deals only two items viz., tables and chairs. He has to invest ₹10,000/- and a space to store atmost 60 pieces. A table cost him ₹ 500/– and a chair ₹ 200/–. He can sell all the items that he buys. He is getting a profit of ₹ 50 per table and ₹ 15 per chair. Formulate this problem as an LPP, so as to maximize the profit.

Solution:

(i) Variables:

Let x_1 and x_2 denote the number of tables and chairs respectively.

(ii) Objective function:

Profit on x_1 tables = $50\,x_1$

Profit on x_2 chairs = $15\,x_2$

Total profit = $50\,x_1+15x_2$

Let $Z = 50\,x_1+15\,x_2$, which is the objective function.

Since the total profit is to be maximized, we have to maximize $Z=50x_1+15x_2$

(iii) Constraints:

The dealer has a space to store atmost 60 pieces

$x_1+x_2 \le 60$

The cost of x_1 tables = ₹ $500\,x_1$

The cost of x_2 tables = ₹ $200\,x_2$

Total cost = $500\,x_1 + 200\,x_2$,which cannot be more than 10000

$500\,x_1 + 200\,x_2 \le 10000$

$5\,x_1 + 2x_2 \le 100$

(iv) Non-negative restrictions:

Since the number of tables and chairs cannot be negative, we have $x_1 \ge 0, x_2 \ge 0$

Thus, the mathematical formulation of the LPP is

Maximize $Z=50\,x_1+15x_2$

Subject to the constrains

$x_1+x_2 \le 60$

$5x_1+2x_2 \le 100$

$x_1, x_2 \ge 0$

Example 10.2

A company is producing three products P_1, P_2 and P_3, with profit contribution of ₹ 20, ₹ 25 and ₹ 15 per unit respectively. The resource requirements per unit of each of the products and total availability are given below.

Product	P_1	P_2	P_3	Total availability
Man hours/unit	6	3	12	200
Machine hours/unit	2	5	4	350
Material/unit	1kg	2kg	1kg	100kg

Formulate the above as a linear programming model.

10_11th_BM-STAT_Ch-10-EM.indd 238 08-12-2021 20:48:33

Solution:

(i) Variables: Let x_1 , x_2 and x_3 be the number of units of products P_1, P_2 and P_3 to be produced.

(ii) Objective function: Profit on x_1 units of the product $P_1 = 20\ x_1$

Profit on x_2 units of the product $P_2 = 25\ x_2$

Profit on x_3 units of the product $P_3 = 15\ x_3$

Total profit = $20\ x_1 + 25\ x_2 + 15\ x_3$

Since the total profit is to be maximized, we have to maximize $Z = 20\ x_1 + 25\ x_2 + 15\ x_3$

Constraints: $6x_1 + 3\ x_2 + 12\ x_3 \leq 200$

$2\ x_1 + 5\ x_2 + 4\ x_3 \leq 350$

$x_1 + 2\ x_2 + x_3 \leq 100$

Non-negative restrictions: Since the number of units of the products A,B and C cannot be negative, we have $x_1, x_2, x_3 \geq 0$

Thus, we have the following linear programming model.

Maximize $Z = 20\ x_1 + 25\ x_2 + 15\ x_3$

Subject to $6\ x_1 + 3\ x_2 + 12\ x_3 \leq 200$

$2x_1 + 5x_2 + 4\ x_3 \leq 350$

$x_1 + 2\ x_2 + x_3 \leq 100$

$x_1, x_2, x_3 \geq 0$

Example 10.3

A dietician wishes to mix two types of food F_1 and F_2 in such a way that the vitamin contents of the mixture contains atleast 6 units of vitamin A and 9 units of vitamin B. Food F_1 costs ₹ 50 per kg and F_2 costs ₹ 70 per kg. Food F_1 contains 4 units per kg of vitamin A and 6 units per kg of vitamin B while food F_2 contains 5 units per kg of vitamin A and 3 units per kg of vitamin B. Formulate the above problem as a linear programming problem to minimize the cost of mixture.

Solution:

(i) Variables:

Let the mixture contains x_1 kg of food F_1 and x_2 kg of food F_2

(ii) Objective function:

Cost of x_1 kg of food $F_1 = 50\ x_1$

Cost of x_2 kg of food $F_2 = 70x_2$

The cost is to be minimized

Therefore minimize $Z = 50\ x_1 + 70x_2$

(iii) Constraints:

We make the following table from the given data

Resources	Food (in kg)		Requirement
	F_1 (x_1)	F_2 (x_2)	
Vitamin A (units/kg)	4	5	6
Vitamin B (units/kg)	6	3	9
Cost (₹/kg)	50	70	

Table 10.1

$4\ x_1 + 5x_2 \geq 6$ (since the mixture contains 'atleast 6' units of vitamin A, we have the inequality of the type ≥)

$6\ x_1 + 3x_2 \geq 9$(since the mixture contains 'atleast 9' units of vitamin B ,we have the inequality of the type ≥)

(iv) Non-negative restrictions:

Since the number of kgs of vitamin A and vitamin B are non-negative, we have $x_1, x_2 \geq 0$

Thus, we have the following linear programming model

Minimize $Z = 50\ x_1 + 70x_2$ subject to

$4\ x_1 + 5x_2 \geq 6$

$6\ x_1 + 3x_2 \geq 9$ and $x_1, x_2 \geq 0$

10_11th_BM-STAT_Ch-10-EM.indd 239 08-12-2021 20:48:33

Example 10.4

A soft drink company has two bottling plants C_1 and C_2. Each plant produces three different soft drinks S_1,S_2 and S_3. The production of the two plants in number of bottles per day are:

Product	Plant	
	C_1	C_2
S_1	3000	1000
S_2	1000	1000
S_3	2000	6000

A market survey indicates that during the month of April there will be a demand for 24000 bottles of S_1, 16000 bottles of S_2 and 48000 bottles of S_3. The operating costs, per day, of running plants C_1 and C_2 are respectively ₹ 600 and ₹ 400. How many days should the firm run each plant in April so that the production cost is minimized while still meeting the market demand? Formulate the above as a linear programming model.

Solution:

(i) Variables:

Let x_1 be the number of days required to run plant C_1 and x_2 be the number of days required to run plant C_2.

Objective function: Minimize

$Z = 600\ x_1 + 400\ x_2$

(ii) Constraints: $3000\ x_1 + 1000\ x_2 \geq 24000$ (since there is a demand of 24000 bottles of drink A, production should not be less than 24000)

$1000\ x_1 + 1000\ x_2 \geq 16000$

$2000\ x_1 + 6000\ x_2 \geq 48000$

(iii) Non-negative restrictions: Since be the number of days required of a firm are non-negative, we have $x_1, x_2 \geq 0$.

Thus we have the following LP model.

Minimize $Z = 600\ x_1 + 400\ x_2$ subject to $3000\ x_1 + 1000\ x_2 \geq 24000$

$1000\ x_1 + 1000\ x_2 \geq 16000$

$2000\ x_1 + 6000\ x_2 \geq 48000$ and $x_1, x_2 \geq 0$

10.1.2 Solution of LPP by graphical method

After formulating the linear programming problem, our aim is to determine the values of decision variables to find the optimum (maximum or minimum) value of the objective function. Linear programming problems which involve only two variables can be solved by graphical method. If the problem has three or more variables, the graphical method is impractical.

The major steps involved in this method are as follows:

(i) State the problem mathematically

(ii) Write all the constraints in the form of equations and draw the graph

(iii) Find the feasible region

(iv) Find the coordinates of each vertex (corner points) of the feasible region. The coordinates of the vertex can be obtained either by inspection or by solving the two equations of the lines intersecting at the point

(v) By substituting these corner points in the objective function we can get the values of the objective function

(vi) If the problem is maximization then the maximum of the above values is the optimum value. If the problem is minimization then the minimum of the above values is the optimum value.

10_11th_BM-STAT_Ch-10-EM.indd 240 08-12-2021 20:48:33

Example 10.5

Solve the following LPP

Maximize $Z = 2x_1 + 5x_2$ subject to the conditions $x_1 + 4x_2 \leq 24$ $3x_1 + x_2 \leq 21$ $x_1 + x_2 \leq 9$ and $x_1, x_2 \geq 0$

Solution:

First we have to find the feasible region using the given conditions.

Since both the decision variables x_1 and x_2 are non-negative, the solution lies in the first quadrant.

Write all the inequalities of the constraints in the form of equations.

Therefore we have the lines $x_1 + 4x_2 = 24$; $3x_1 + x_2 = 21$; $x_1 + x_2 = 9$

$x_1 + 4x_2 = 24$ is a line passing through the points (0 , 6) and (24 , 0).

[(0,6) is obtained by taking $x_1 = 0$ in $x_1 + 4x_2 = 24$, (24 , 0) is obtained by taking $x_2 = 0$ in $x_1 + 4x_2 = 24$].

Any point lying on or below the line $x_1 + 4x_2 = 24$ satisfies the constraint $x_1 + 4x_2 \leq 24$.

$3x_1 + x_2 = 21$ is a line passing through the points (0, 21) and (7, 0). Any point lying on or below the line $3x_1 + x_2 = 21$ satisfies the constraint $3x_1 + x_2 \leq 21$.

$x_1 + x_2 = 9$ is a line passing through the points (0 , 9) and (9 , 0) .Any point lying on or below the line $x_1 + x_2 = 9$ satisfies the constraint $x_1 + x_2 \leq 9$.

Now we draw the graph.

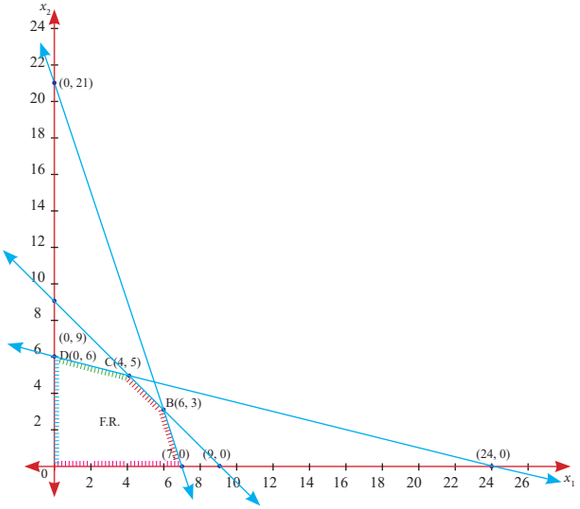

Fig 10.1

The feasible region satisfying all the conditions is OABCD. The co-ordinates of the points are O(0,0) A(7,0);B(6,3) [the point B is the intersection of two lines $x_1 + x_2 = 9$ and $3x_1 + x_2 = 21$];C(4,5) [the point C is the intersection of two lines $x_1 + x_2 = 9$ and $x_1 + 4x_2 = 24$] and D(0,6).

Corner points	$Z = 2x_1 + 5x_2$
O(0,0)	0
A(7,0)	14
B(6,3)	27
C(4,5)	33
D(0,6)	30

Table 10.2

Maximum value of Z occurs at C. Therefore the solution is $x_1 = 4$, $x_2 = 5$, $Z_{max} = 33$.

Example 10.6

Solve the following LPP by graphical method Minimize $z = 5x_1 + 4x_2$ Subject to constraints $4x_1 + x_2 \geq 40$; $2x_1 + 3x_2 \geq 90$ and $x_1, x_2 \geq 0$

Solution:

Since both the decision variables x_1 and x_2 are non-negative, the solution lies in the first quadrant of the plane.

10_11th_BM-STAT_Ch-10-EM.indd 241 08-12-2021 20:48:33

Consider the equations $4x_1+x_2 = 40$ and $2x_1+3x_2 = 90$.

$4x_1+x_2 = 40$ is a line passing through the points (0,40) and (10,0). Any point lying on or above the line $4x_1+x_2= 40$ satisfies the constraint $4x_1+ x_2 \geq 40$.

$2x_1+3x_2 = 90$ is a line passing through the points (0,30) and (45,0). Any point lying on or above the line $2x_1+3x_2= 90$ satisfies the constraint $2x_1+3x_2 \geq 90$.

Draw the graph using the given constraints.

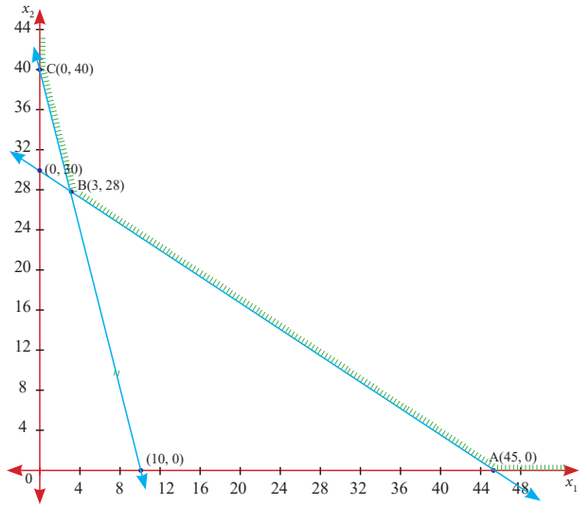

Fig 10.2

The feasible region is ABC (since the problem is of minimization type we are moving towards the origin.

Corner points	$z = 5x_1+4x_2$
A(45,0)	225
B(3,28)	127
C(0,40)	160

Table 10.3

The minimum value of Z occurs at B(3,28).

Hence the optimal solution is $x_1 = 3$, $x_2 = 28$ and Z_{min}=127.

Example 10.7

Solve the following LPP.

Maximize $Z= 2x_1+3x_2$ subject to constraints $x_1 + x_2 \leq 30$; $x_2 \leq 12$; $x_1 \leq 20$ and $x_1, x_2 \geq 0$.

Solution:

We find the feasible region using the given conditions.

Since both the decision variables x_1 and x_2 are non-negative, the solution lies in the first quadrant of the plane.

Write all the inequalities of the constraints in the form of equations.

Therefore we have the lines

$x_1+x_2=30$; $x_2=12$; $x_1= 20$

$x_1+x_2=30$ is a line passing through the points (0,30) and (30,0)

$x_2 = 12$ is a line parallel to x_1–axis

$x_1 = 20$ is a line parallel to x_2–axis.

The feasible region satisfying all the conditions $x_1+ x_2\leq 30$; $x_2\leq 12$; $x_1\leq 20$ and $x_1, x_2 \geq 0$ is shown in the following graph.

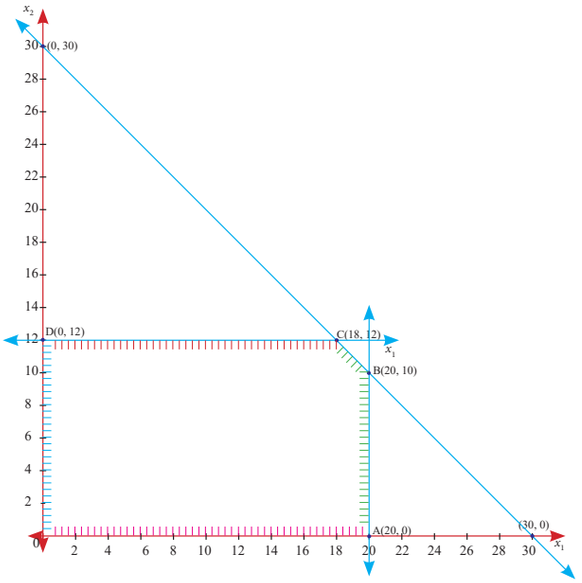

Fig 10.3

10_11th_BM-STAT_Ch-10-EM.indd 242 08-12-2021 20:48:33

The feasible region satisfying all the conditions is OABCD.

The co-ordinates of the points are O(0,0); A(20,0); B(20,10); C(18,12) and D(0,12).

Corner points	$Z = 2x_1 + 3x_2$
O(0,0)	0
A(20,0)	40
B(20,10)	70
C(18,12)	72
D(0,12)	36

Table 10.4

Maximum value of Z occurs at C. Therefore the solution is $x_1 = 18$, $x_2 = 12$, $Z_{max} = 72$.

Example 10.8

Maximize $Z = 3x_1 + 4x_2$ subject to $x_1 - x_2 \leq -1$; $-x_1 + x_2 \leq 0$ and $x_1, x_2 \geq 0$.

Solution:

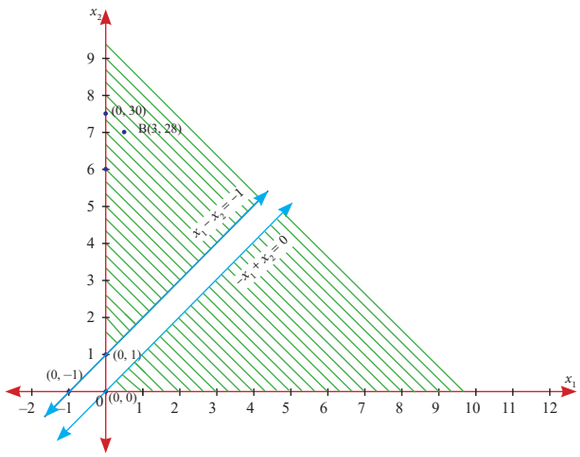

Fig 10.4

Since both the decision variables x_1, x_2 are non-negative ,the solution lies in the first quadrant of the plane.

Consider the equations $x_1 - x_2 = -1$ and $-x_1 + x_2 = 0$.

$x_1 - x_2 = -1$ is a line passing through the points (0,1) and (–1,0).

$-x_1 + x_2 = 0$ is a line passing through the point (0,0).

Now we draw the graph satisfying the conditions $x_1 - x_2 \leq -1$; $-x_1 + x_2 \leq 0$ and $x_1, x_2 \geq 0$.

There is no common region(feasible region) satisfying all the given conditions. Hence the given LPP has no solution.

Exercise 10.1

1. A company produces two types of pens A and B. Pen A is of superior quality and pen B is of lower quality . Profits on pens A and B are ₹ 5 and ₹ 3 per pen respectively. Raw materials required for each pen A is twice as that of pen B. The supply of raw material is sufficient only for 1000 pens per day . Pen A requires a special clip and only 400 such clips are available per day. For pen B, only 700 clips are available per day . Formulate this problem as a linear programming problem.

2. A company produces two types of products say type A and B. Profits on the two types of product are ₹ 30/- and ₹ 40/- per kg respectively. The data on resources required and availability of resources are given below.

	Requirements		Capacity available per month
	Product A	Product B	
Raw material (kgs)	60	120	12000
Machining hours / piece	8	5	600
Assembling (man hours)	3	4	500

Formulate this problem as a linear programming problem to maximize the profit.

3. A company manufactures two models of voltage stabilizers viz., ordinary and auto-

10_11th_BM-STAT_Ch-10-EM.indd 243 08-12-2021 20:48:34

cut. All components of the stabilizers are purchased from outside sources , assembly and testing is carried out at company's own works. The assembly and testing time required for the two models are 0.8 hour each for ordinary and 1.20 hours each for auto-cut. Manufacturing capacity 720 hours at present is available per week. The market for the two models has been surveyed which suggests maximum weekly sale of 600 units of ordinary and 400 units of auto-cut. Profit per unit for ordinary and auto-cut models has been estimated at ₹ 100 and ₹ 150 respectively. Formulate the linear programming problem.

4. Solve the following linear programming problems by graphical method.
   (i) Maximize $Z = 6x_1 + 8x_2$ subject to constraints $30x_1+20x_2 \leq 300$; $5x_1+10x_2 \leq 110$; and $x_1, x_2 \geq 0$.
   (ii) Maximize $Z = 22x_1 + 18x_2$ subject to constraints $960x_1 + 640x_2 \leq 15360$; $x_1 + x_2 \leq 20$ and $x_1, x_2 \geq 0$.
   (iii) Minimize $Z = 3x_1 + 2x_2$ subject to the constraints $5x_1 + x_2 \geq 10$; $x_1 + x_2 \geq 6$; $x_1 + 4x_2 \geq 12$ and $x_1, x_2 \geq 0$.
   (iv) Maximize $Z = 40x_1 + 50x_2$ subject to constraints $3x_1 + x_2 \leq 9$; $x_1 + 2x_2 \leq 8$ and $x_1, x_2 \geq 0$
   (v) Maximize $Z = 20x_1 + 30x_2$ subject to constraints $3x_1 + 3x_2 \leq 36$; $5x_1 + 2x_2 \leq 50$; $2x_1 + 6x_2 \leq 60$ and $x_1, x_2 \geq 0$
   (vi) Minimize $Z = 20x_1 + 40x_2$ subject to the constraints $36x_1 + 6x_2 \geq 108$, $3x_1 + 12x_2 \geq 36$, $20x_1 + 10x_2 \geq 100$ and $x_1, x_2 \geq 0$

10.2 Network Analysis

Networks are diagrams easily visualized in transportation system like roads, railway lines, pipelines, blood vessels, etc.

A project will consist of a number of jobs and particular jobs can be started only after finishing some other jobs. There may be jobs which may not depend on some other jobs. Network scheduling is a technique which helps to determine the various sequences of jobs concerning a project and the project completion time. There are two basic planning and control techniques that use a network to complete a pre-determined schedule. They are Program Evaluation and Review Technique (PERT) and Critical Path Method (CPM). The critical path method (CPM) was developed in 1957 by JE Kelly of Ramington R and M.R. Walker of Dupon to help schedule maintenance of chemical plants. CPM technique is generally applied to well known projects where the time schedule to perform the activities can exactly be determined.

Some important definitions in network

Activity:

An activity is a task or item of work to be done, that consumes time, effort, money or other resources. It lies between two events, called the starting event and ending event. An activity is represented by an arrow indicating the direction in which the events are to occur.

Event:

The beginning and end points of an activity are called events (or nodes). Event is a point in time and does not consume any resources. The beginning and completion

10_11th_BM-STAT_Ch-10-EM.indd 244 08-12-2021 20:48:38

of an activity are known as tail event and head event respectively. Event is generally represented by a numbered circle. The head event, called the jth event, has always a number higher than the tail event, called the ith event, ie., $j > i$.

Predecessor Activity:

Activities which must be completed before a particular activity starts are called predecessor activities. If an activity A is predecessor of an activity B, it is denoted by $A<B$. (i.e.,) activity B can start only if activity A is completed.

Successor Activity:

An activity that cannot be started until one or more of the other activities are completed, but immediately succeed them is referred to as successor activity.

Network:

Network is a diagrammatic representation of various activities concerning a project arranged in a logical manner.

Path:

A path is defined as a set of nodes connected by lines which begin at the initial node and end at the terminal node of the network.

10.2.1 Construction of network:

Rules for constructing network

For the construction of a network, generally, the following rules are followed:

(i) Each activity is represented by one and only one arrow. (i.e) only one activity can connect any two nodes.

(ii) No two activities can be identified by the same head and tail events.

(iii) Nodes are numbered to identify an activity uniquely. Tail node (starting point) should be lower than the head node (end point) of an activity.

(iv) Arrows should not cross each other.

(v) Arrows should be kept straight and not curved or bent.

(vi) Every node must have atleast one activity preceding it and atleast one activity following it except for the node at the beginning and at the end of the network.

Numbering the Events

After the network is drawn in a logical sequence, every event is assigned a number. The number sequence must be such as to reflect the flow of the network. In event numbering, the following rules should be observed:

(i) Event numbers should be unique.

(ii) Event numbering should be carried out on a sequential basis from left to right.

(iii) The initial event is numbered 0 or 1.

(iv) The head of an arrow should always bear a number higher than the one assigned at the tail of the arrow.

(v) Gap should be left in the sequence of event numbering to accommodate subsequent inclusion of activities, if necessary.

Remark: The above procedure of assigning numbers to various events of a network is known as Fulkerson's Rule.

Example 10.9

Draw the logic network for the following:

Activities C and D both follow A, activity E follows C, activity F follows D, activity E and F precedes B.

10_11th_BM-STAT_Ch-10-EM.indd 245 08-12-2021 20:48:38

Solution:

The required network for the above information.

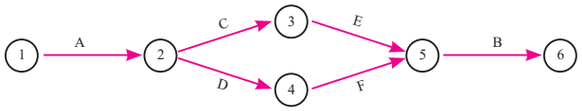

Fig 10.5

Example 10.10

Develop a network based on the following information:

Activity:	A	B	C	D	E	F	G	H
Immediate predecessor:	-	-	A	B	C,D	C,D	E	F

Solution:

Using the immediate precedence relationships and following the rules of network construction, the required network is shown in following figure.

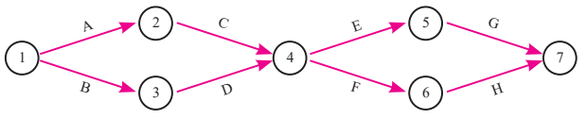

Fig 10.6

Dummy activity:

An activity which does not consume any resource or time, but merely depict the technological dependence is called a dummy activity. It is represented by dotted lines.

Example 10.11

Draw a network diagram for the project whose activities and their predecessor relationships are given below:

Activity :	A	B	C	D	E	F	G	H	I	J	K
Predecessor activity:	-	-	-	A	B	B	C	D	F	H,I	F,G

Solution:

Using the precedence relationships and following the rules of network construction, the required network diagram is shown in following figure

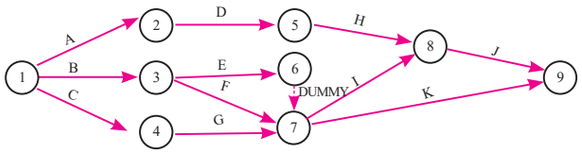

Fig 10.7

Example 10.12

Construct a network diagram for the following situation:

$A < D, E;$ $B, D < F;$ $C < G$ and $B < H.$

Solution:

Using the precedence relationships and following the rules of network construction, the required network is shown in following figure.

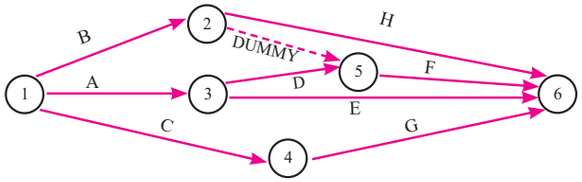

Fig 10.8

10.2.2 Critical path analysis

For each activity an estimate must be made of time that will be spent in the actual accomplishment of that activity. Estimates may be expressed in hours, days, weeks or any other convenient unit of time. The time estimate is usually written in the network immediately above the arrow. For the purpose of calculating various times of events and activities, the following terms shall be used in critical path calculations:

E_i = Earliest start time of event i

10_11th_BM-STAT_Ch-10-EM.indd 246 08-12-2021 20:48:38

L_j = Latest start time of event j

t_{ij} = Duration of activity (i,j)

The next step after making the time estimates is the calculations which are done in the following ways:

(i) Forward Pass Calculations

(ii) Backward Pass Calculations.

Forward pass calculations:

We start from the initial node 1 with starting time of the project as zero. Proceed through the network visiting nodes in an increasing order of node number and end at the final node of the network. At each node, we calculate earliest start times for each activity by considering E_i as the earliest occurrence of node i.

The method may be summarized as below:

Step 1: Set $E_1 = 0$; $i = 1$ (initial node).

Step 2: Set the earliest start time(EST) for each activity that begins at node i as $ES_{ij} = E_i$; for all activities (i, j) that start at node i.

Step 3: Compute the earliest finish time (EFT) of each activity that begins at node i by adding the earliest start time of the activity to the duration of the activity. Thus $EF_{ij} = ES_{ij} + t_{ij} = E_i + t_{ij}$.

Step 4: Move on to next node, say node $j(j > i)$ and compute the earliest start time at node j, using $E_j = \max i\{EF_{ij}\} = \max_i \{E_i + t_{ij}\}$ for all immediate predecessor activities.

Step 5: If $j = n$ (final node), then the earliest finish time for the project is given by $E_n = \max\{EF_{ij}\} = \max\{E_{n-1} + t_{ij}\}$.

Backward pass calculations:

We start from the final (last) node n of the network, proceed through the network visiting nodes in the decreasing order of node numbers and end at the initial node 1. At each node, we calculate the latest finish time and latest start time for each activity by considering L_j as the latest occurrence of node j. The method may be summarized below:

Step 1: $L_n = E_n$; for $j = n$

Step 2: Set the latest finish time (LFT)of each activity that ends at node j as $LF_{ij} = L_j$

Step 3: Compute the latest start time (LST) of all activities ending at node j, subtracting the duration of each activity from the latest finish time of the activity. Thus, $LS_{ij} = LF_{ij} - t_{ij} = L_j - t_{ij}$

Step 4: Proceed backward to the next node i($i<j$) in the sequence and compute the latest occurrence time at node i using $L_i = \min_j \{LS_{ij}\} = \min_j \{L_j - t_{ij}\}$.

Step 5: If $j = 1$ (initial node), then $L_1 = \min\{LS_{ij}\} = \min\{L_2 - t_{ij}\}$

Critical path:

The longest path connected by the activities in the network is called the critical path. A path along which it takes the longest duration.

For the activity (i,j), to lie on the critical path, following conditions must be satisfied:

(i) $E_i = L_i$ and $E_j = L_j$

(ii) $E_j - E_i = L_j - L_i = t_{ij}$

Example 10.13

Compute the earliest start time, earliest finish time ,latest start time and latest finish time of each activity of the project given below:

10_11th_BM-STAT_Ch-10-EM.indd 247 08-12-2021 20:48:41

Activity	1-2	1-3	2-4	2-5	3-4	4-5
Duration (in days)	8	4	10	2	5	3

Solution:

Earliest start time (EST) and latest finish time (LFT) of each activity are given ithe following network.

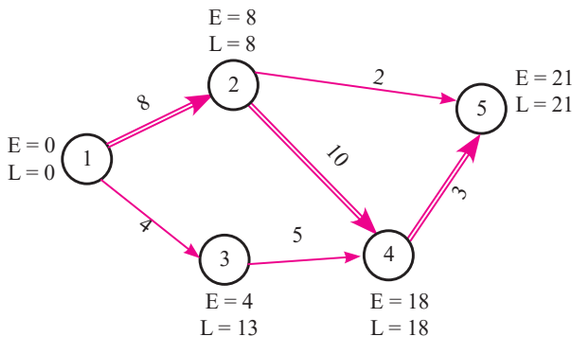

Fig 10.9

$E_1 = 0$

$E_2 = E_1 + t_{12} = 0 + 8 = 8$

$E_3 = E_1 + t_{13} = 0 + 4 = 4$

$E_4 = E_2 + t_{24}$ or $E_3 + t_{34}$
$= 8 + 10 = 18$
(take $E_2 + t_{24}$ or $E_3 + t_{34}$ whichever is maximum)

$E_5 = (E_2 + t_{25}$ or $E_4 + t_{45})$
$= 18 + 3 = 21$
(take $E_2 + t_{25}$ or $E_4 + t_{45}$ whichever is maximum)

$L_5 = 21$

$L_4 = L_5 - t_{45} = 21 - 3 = 18$

$L_3 = L_4 - t_{34} = 18 - 5 = 13$

$L_2 = L_5 - t_{25}$ or $L_4 - t_{24}$
$= 18 - 10 = 8$
(take $L_5 - t_{25}$ or $L_4 - t_{24}$ whichever is minimum)

$L_1 = L_2 - t_{12}$ or $L_3 - t_{13}$
$= 8 - 8 = 0$
(take $L_2 - t_{12}$ or $L_3 - t_{13}$ whichever is minimum)

Here the critical path is 1-2-4-5, which is denoted by double lines.

Activity	Duration (t_{ij})	EST	EFT=EST+t_{ij}	LST=LFT-t_{ij}	LFT
1–2	8	0	8	0	8
1–3	4	0	4	9	13
2–4	10	8	18	8	18
2–5	2	8	10	19	21
3–4	5	4	9	13	18
4–5	3	18	21	18	21

Table 10.5

The longest duration to complete this project is 21 days.

The path connected by the critical activities is the critical path (the longest path).

Critical path is 1-2-4-5 and project completion time is 21 days.

Example 10.14

Calculate the earliest start time, earliest finish time, latest start time and latest finish time of each activity of the project given below and determine the Critical path of the project and duration to complete the project.

Activity	1-2	1-3	1-5	2-3	2-4	3-4	3-5	3-6	4-6	5-6
Duration (in week)	8	7	12	4	10	3	5	10	7	4

Solution:

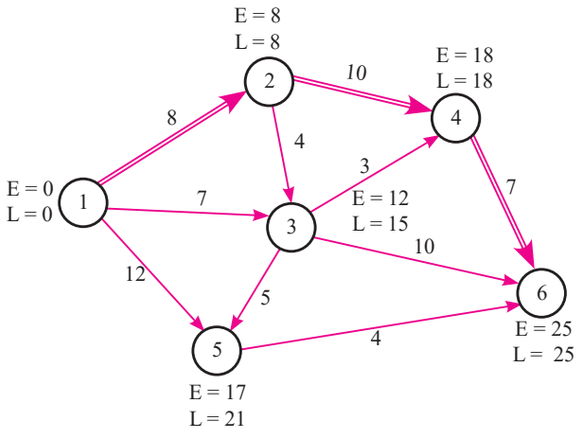

Fig 10.10

Activity	Duration (in week)	EST	EFT	LST	LFT
1-2	8	0	8	0	8
1-3	7	0	7	8	15
1-5	12	0	12	9	21
2-3	4	8	12	11	15
2-4	10	8	18	8	18
3-4	3	12	15	15	18
3-5	5	12	17	16	21
3-6	10	12	22	15	25
4-6	7	18	25	18	25
5-6	4	17	21	21	25

Table 10.6

10_11th_BM-STAT_Ch-10-EM.indd 248 08-12-2021 20:48:41

Here the critical path is 1–2–4–6

The project completion time is 25 weeks

Exercise 10.2

1. Draw the network for the project whose activities with their relationships are given below:

   Activities A,D,E can start simultaneously; B,C>A; G,F>D,C; H>E,F.

2. Draw the event oriented network for the following data:

Events	1	2	3	4	5	6	7
Immediate Predecessors	–	1	1	2,3	3	4,5	5,6

3. Construct the network for the projects consisting of various activities and their precedence relationships are as given below:

   A,B,C can start simultaneously A<F, E; B<D, C; E, D<G

4. Construct the network for each the projects consisting of various activities and their precedence relationships are as given below:

Activity	A	B	C	D	E	F	G	H	I	J	K
Immediate Predecessors	–	–	–	A	B	B	C	D	E	H,I	F,G

5. Construct the network for the project whose activities are given below.

Activity	0-1	1-2	1-3	2-4	2-5	3-4	3-6	4-7	5-7	6-7
Duration (in week)	3	8	12	6	3	3	8	5	3	8

   Calculate the earliest start time, earliest finish time, latest start time and latest finish time of each activity. Determine the critical path and the project completion time.

6. A project schedule has the following characteristics

Activity	1-2	1-3	2-4	3-4	3-5	4-9	5-6	5-7	6-8	7-8	8-10	9-10
Time	4	1	1	1	6	5	4	8	1	2	5	7

   Construct the network and calculate the earliest start time, earliest finish time, latest start time and latest finish time of each activity and determine the Critical path of the project and duration to complete the project.

7. Draw the network and calculate the earliest start time, earliest finish time, latest start time and latest finish time of each activity and determine the Critical path of the project and duration to complete the project.

Jobs	1-2	1-3	2-4	3-4	3-5	4-5	4-6	5-6
Duration	6	5	10	3	4	6	2	9

8. The following table gives the activities of a project and their duration in days

Activity	1-2	1-3	2-3	2-4	3-4	3-5	4-5
Duration	5	8	6	7	5	4	8

   Construct the network and calculate the earliest start time, earliest finish time, latest start time and latest finish time of each activity and determine the Critical path of the project and duration to complete the project.

9. A Project has the following time schedule

Activity	1-2	1-6	2-3	2-4	3-5	4-5	6-7	5-8	7-8
Duration (in days)	7	6	14	5	11	7	11	4	18

10_11th_BM-STAT_Ch-10-EM.indd 249 08-12-2021 20:48:41

Construct the network and calculate the earliest start time, earliest finish time, latest start time and latest finish time of each activity and determine the Critical path of the project and duration to complete the project.

10. The following table use the activities in a construction projects and relevant information

Activity	1-2	1-3	2-3	2-4	3-4	4-5
Duration (in days)	22	27	12	14	6	12

Draw the network for the project ,calculate the earliest start time, earliest finish time, latest start time and latest finish time of each activity and find the critical path. Compute the project duration.

Exercise 10.3

Choose the correct answer

1. The critical path of the following network is

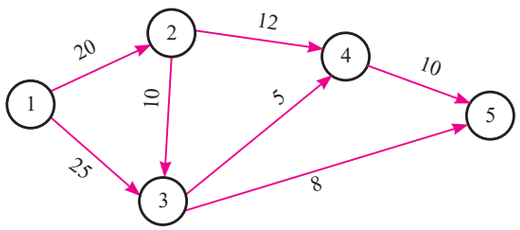

(a) 1 – 2 – 4 – 5 (b) 1– 3– 5
(c) 1 – 2 – 3 – 5 (d) 1 – 2 – 3 – 4 – 5

2. Maximize: $z = 3x_1 + 4x_2$ subject to $2x_1 + x_2 \leq 40$, $2x_1 + 5x_2 \leq 180$, $x_1, x_2 \geq 0$. In the LPP, which one of the following is feasible corner point?
(a) $x_1 = 18, x_2 = 24$
(b) $x_1 = 15, x_2 = 30$
(c) $x_1 = 2 \cdot 5, x_2 = 35$
(d) $x_1 = 20 \cdot 5, x_2 = 19$

3. One of the conditions for the activity (i, j) to lie on the critical path is
(a) $E_j - E_i = L_j - L_i = t_{ij}$
(b) $E_i - E_j = L_j - L_i = t_{ij}$
(c) $E_j - E_i = L_i - L_j = t_{ij}$
(d) $E_j - E_i = L_j - L_i \neq t_{ij}$

4. In constructing the network which one of the following statement is false?
(a) Each activity is represented by one and only one arrow. (i.e.) only one activity can connect any two nodes.
(b) Two activities can be identified by the same head and tail events.
(c) Nodes are numbered to identify an activity uniquely. Tail node (starting point) should be lower than the head node (end point) of an activity.
(d) Arrows should not cross each other.

5. In a network while numbering the events which one of the following statement is false?
(a) Event numbers should be unique.
(b) Event numbering should be carried out on a sequential basis from left to right.
(c) The initial event is numbered 0 or 1.
(d) The head of an arrow should always bear a number lesser than the one assigned at the tail of the arrow.

6. A solution which maximizes or minimizes the given LPP is called

10_11th_BM-STAT_Ch-10-EM.indd 250 08-12-2021 20:48:43

(a) a solution
(b) a feasible solution
(c) an optimal solution
(d) none of these

7. In the given graph the coordinates of M_1 are

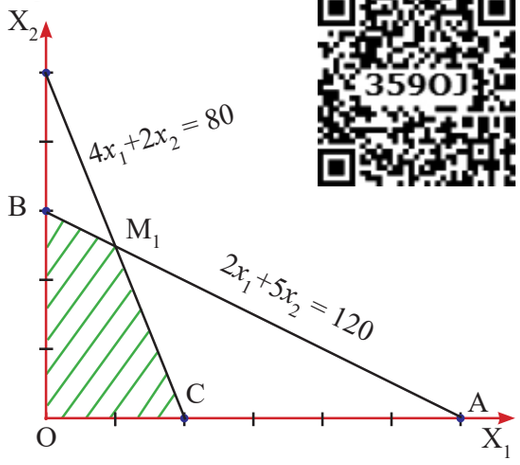

(a) $x_1 = 5, x_2 = 30$ (b) $x_1 = 20, x_2 = 16$
(c) $x_1 = 10, x_2 = 20$ (d) $x_1 = 20, x_2 = 30$

8. The maximum value of the objective function $Z = 3x + 5y$ subject to the constraints $x \geq 0, y \geq 0$ and $2x + 5y \leq 10$ is

(a) 6 (b) 15 (c) 25 (d) 31

9. The minimum value of the objective function $Z = x + 3y$ subject to the constraints $2x + y \leq 20$, $x + 2y \leq 20, x > 0$ and $y > 0$ is

(a) 10 (b) 20 (c) 0 (d) 5

10. Which of the following is not correct?
(a) Objective that we aim to maximize or minimize
(b) Constraints that we need to specify
(c) Decision variables that we need to determine
(d) Decision variables are to be unrestricted.

11. In the context of network, which of the following is not correct
(a) A network is a graphical representation .
(b) A project network cannot have multiple initial and final nodes
(c) An arrow diagram is essentially a closed network
(d) An arrow representing an activity may not have a length and shape

12. The objective of network analysis is to
(a) Minimize total project cost
(b) Minimize total project duration
(c) Minimize production delays, interruption and conflicts
(d) All the above

13. Network problems have advantage in terms of project
(a) Scheduling (b) Planning
(c) Controlling (d) All the above

14. In critical path analysis, the word CPM mean
(a) Critical path method
(b) Crash project management
(c) Critical project management
(d) Critical path management

15. Given an L.P.P. maximize $Z = 2x_1 + 3x_2$ subject to the constrains $x_1 + x_2 \leq 1$, $5x_1 + 5x_2 \geq 0$ and $x_1 \geq 0$, $x_2 \geq 0$ using graphical method, we observe
(a) No feasible solution
(b) unique optimum solution
(c) multiple optimum solution
(d) none of these

10_11th_BM-STAT_Ch-10-EM.indd 251 08-12-2021 20:48:46

Miscellaneous Problems

1. A firm manufactures two products A and B on which the profits earned per unit are ₹ 3 and ₹ 4 respectively. Each product is processed on two machines M_1 and M_2. Product A requires one minute of processing time on M_1 and two minutes on M_2, While B requires one minute on M_1 and one minute on M_2. Machine M_1 is available for not more than 7 hrs 30 minutes while M_2 is available for 10 hrs during any working day. Formulate this problem as a linear programming problem to maximize the profit.

2. A firm manufactures pills in two sizes A and B. Size A contains 2 mgs of aspirin, 5 mgs of bicarbonate and 1 mg of codeine. Size B contains 1 mg. of aspirin, 8 mgs. of bicarbonate and 6 mgs. of codeine. It is found by users that it requires atleast 12 mgs. of aspirin, 74 mgs.of bicarbonate and 24 mgs. of codeine for providing immediate relief. It is required to determine the least number of pills a patient should take to get immediate relief. Formulate the problem as a standard LLP.

3. Solve the following linear programming problem graphically.

   Maximise $Z = 4x_1 + x_2$ subject to the constraints $x_1 + x_2 \leq 50$; $3x_1 + x_2 \leq 90$ and $x_1 \geq 0$, $x_2 \geq 0$.

4. Solve the following linear programming problem graphically.

   Minimize $Z = 200x_1 + 500x_2$ subject to the constraints: $x_1 + 2x_2 \geq 10$; $3x_1 + 4x_2 \leq 24$ and $x_1 \geq 0, x_2 \geq 0$.

5. Solve the following linear programming problem graphically.

   Maximize $Z = 3x_1 + 5x_2$ subject to the constraints: $x_1 + x_2 \leq 6$, $x_1 \leq 4$; $x_2 \leq 5$, and $x_1, x_2 \geq 0$.

6. Solve the following linear programming problem graphically. Maximize $Z = 60x_1 + 15x_2$ subject to the constraints: $x_1 + x_2 \leq 50$; $3x_1 + x_2 \leq 90$ and $x_1, x_2 \geq 0$.

7. Draw a network diagram for the following activities.

Activity code	A	B	C	D	E	F	G	H	I	J	K
Predecessor activity	–	A	A	A	B	C	C	C,D	E,F	G,H	I,J

8. Draw the network diagram for the following activities

Activity code	A	B	C	D	E	F	G
Predecessor activity	–	–	A	A	B	C	D,E

9. A Project has the following time schedule

Activity	1-2	2-3	2-4	3-5	4-6	5-6
Duration (in days)	6	8	4	9	2	7

   Draw the network for the project, calculate the earliest start time, earliest finish time, latest start time and latest finish time of each activity and find the critical path. Compute the project duration.

10. The following table gives the characteristics of project

Activity	1-2	1-3	2-3	3-4	3-5	4-6	5-6	6-7
Duration (in days)	5	10	3	4	6	6	5	5

    Draw the network for the project ,calculate the earliest start time, earliest finish time, latest start time and latest finish time of each activity and find the critical path. Compute the project duration.

10_11th_BM-STAT_Ch-10-EM.indd 252 08-12-2021 20:48:49

Summary

- Linear programming problem(LPP) is a mathematical modeling technique which is used to allocate limited available resources in order to optimize (maximize or minimize) the objective function.
- **Short form of LPP**

  Maximize or Minimize $Z = \sum_{j=1}^{n} c_j x_j$

  Subject to $\sum_{j=1}^{n} a_{ij} x_j \leq (\text{or} = \text{or} \geq) b_i,\ i = 1, 2, 3, \ldots, m$

  and $x_j \geq 0$
- **Objective function:** A function $Z = c_1 x_1 + c_2 x_2 + \ldots + c_n x_n$ which is to be optimized (maximized or minimized) is called objective function.
- **Decision variable:** The decision variables are the variables we seek to determine to optimize the objective function. x_j , $j = 1,2,3,\ldots,n$, are the decision variables.
- **Solution:** A set of values of decision variables $x_j, j = 1,2,3,\ldots,n$ satisfying all the constraints of the problem is called a solution to that problem.
- **Feasible solution:** A set of values of the decision variables that satisfies all the constraints of the problem and non-negativity restrictions is called a feasible solution of the problem.
- **Optimal solution:** Any feasible solution which maximizes or minimizes the objective function is called an optimal solution.
- **Feasible region:** The common region determined by all the constraints including non-negative constraints $x_j \geq 0$ of a linear programming problem is called the feasible region (or solution region) for the problem.
- Linear programming problems which involve only two variables can be solved by graphical method.
- It should be noted that the optimal value of LPP occurs at the corner points of the feasible region
- Network is a diagrammatic representation of various activities concerning a project arranged in a logical manner.

10_11th_BM-STAT_Ch-10-EM.indd 253 08-12-2021 20:48:49

- An activity is a task or item of work to be done, that consumes time, effort, money or other resources
- The beginning and end points of an activity are called events (or nodes).
- **Critical path:** The longest path connected by the activities in the network is called the critical path. A path along which it takes the longest duration.

GLOSSARY (கலைச்சொற்கள்)	
Abstract	பண்பு தொகை
Activity	செயல்பாடு
Backward pass calculations	பின் நோக்கி செல்லும் கணக்கீடு
Critical path analysis	தீர்வுக்கு உகந்த பகுப்பாய்வு
Critical path method	தீர்வுக்கு உகந்த முறை
Decision variables	தீர்மான மாறிகள்
Dummy activities	ஒப்புக்கான செயல்
Earliest start time	முன்கூட்டியே தொடங்கும் நேரம்
Event	நிகழ்வு
Feasible solution	ஏற்புடைய தீர்வு
Forward pass calculations	முன் நோக்கி செல்லும் கணக்கீடு
Head event	ஆரம்ப நிகழ்வு
Latest start time	சமீபத்திய தொடங்கும் நேரம்
Linear programming problem	நேரியல் திட்டமிடல் கணக்கு
Logical sequence	தர்க்க தொடர் வரிசை
Network analysis	வலையமைப்பு பகுப்பாய்வு
Predecessor activity	முந்தைய செயல்
Successor activity	பிந்தைய செயல்
Tail event	இறுதி நிகழ்வு

10_11th_BM-STAT_Ch-10-EM.indd 254 08-12-2021 20:48:49

ICT Corner

Operational Research

Step – 1

Open the Browser type the URL Link given below (or) Scan the QR Code.

GeoGebra Workbook called "**11th BUSINESS MATHEMATICS and STATISTICS**" will appear. In that there are several worksheets related to your Text Book.

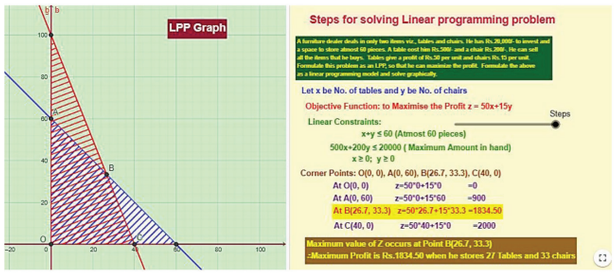

Expected Outcome ⇒

Step-2

Select the work sheet "Linear Programming Problem" Move the slider on Right side to see the steps for working Linear Programming Problem. Work out the problem as given. Graphical representation is given on left side. Also refer the worksheet "Inequality video" in the work book.

Step 1

Step-1

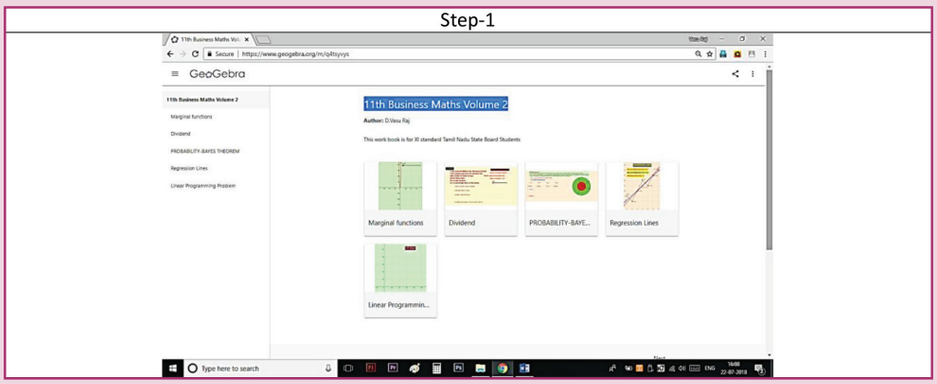

Step 2

Step-2

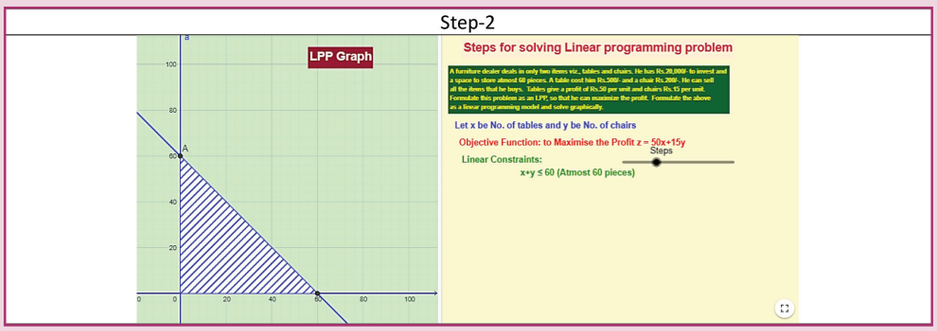

Browse in the link

11th Business Mathematics and Statistics
https://ggbm.at/qKj9gSTG (or) scan the QR Code

10_11th_BM-STAT_Ch-10-EM.indd 255 08-12-2021 20:48:49

ANSWERS

1. MATRICES AND DETERMINANTS

Exercise 1.1

1.(i) $M_{11} = -1 \quad M_{12} = 0 \quad M_{21} = 20 \quad M_{22} = 5$

$A_{11} = -1 \quad A_{12} = 0 \quad A_{21} = -20 \quad A_{22} = 5$

(ii) $M_{11} = -12 \quad M_{12} = 2 \quad M_{13} = 23 \quad M_{21} = -16 \quad M_{22} = -4 \quad M_{23} = 14$

$M_{31} = -4 \quad M_{32} = -6 \quad M_{33} = 11$

$A_{11} = -12 \quad A_{12} = -2 \quad A_{13} = 23 \quad A_{21} = 16 \quad A_{22} = -4 \quad A_{23} = -14$

$A_{31} = -4 \quad A_{32} = 6 \quad A_{33} = 11$

2. 20 3. $\frac{1}{2}$ 4. –30 5. $\frac{13}{2}, 2$ 6. 0

Exercise 1.2

1. $\begin{bmatrix} 4 & -3 \\ -1 & 2 \end{bmatrix}$ 2. $\begin{bmatrix} 7 & -3 & -3 \\ -1 & 1 & 0 \\ -1 & 0 & 1 \end{bmatrix}$ 3.(i) $\frac{1}{5}\begin{bmatrix} 3 & 1 \\ -2 & 1 \end{bmatrix}$ (ii) $\frac{1}{10}\begin{bmatrix} 3 & -1 \\ 1 & 3 \end{bmatrix}$

(iii) $\frac{1}{10}\begin{bmatrix} 10 & -10 & 2 \\ 0 & 5 & -4 \\ 0 & 0 & 2 \end{bmatrix}$ (iv) $\frac{1}{151}\begin{bmatrix} -22 & -46 & -7 \\ -13 & 14 & -11 \\ 5 & -17 & -19 \end{bmatrix}$

7. $\frac{1}{9}\begin{bmatrix} 0 & 3 & 3 \\ 3 & 2 & -7 \\ 3 & -1 & -1 \end{bmatrix}$ 10. $\lambda = \frac{7}{4}$ 11. $p = 2, q = -3$

Exercise 1.3

1. $x = 1, y = 1$ 2.(i) $x = 3, y = -2, z = 1$

(ii) $x = -1, y = 2, z = 3$ (iii) $x = 1, y = -1, z = 2$ 3. 17.95, 43.08, 103.85

4. 3000, 1000, 2000 5. 13,2,5 6. 700, 600, 300

11_11th_BM-STAT_Answer-EM.indd 256 13-12-2022 10:10:12

Exercise 1.4

1. It is viable
2. It is not viable
3. It is viable
4. A = 27.82 tonnes B = 98.91 tonnes
5. 181.62, 84.32
6. 34.16, 17.31,
7. 42 and 78

Exercise 1.5

1	2	3	4	5	6	7	8	9	10	11	12	13
(b)	(d)	(b)	(b)	(c)	(c)	(c)	(c)	(c)	(d)	(c)	(b)	(a)
14	15	16	17	18	19	20	21	22	23	24	25	
(c)	(c)	(c)	(b)	(a)	(d)	(b)	(b)	(d)	(d)	(b)	(a)	

Miscellaneous Problems

1. $x = 3. x = -1$
2. 0
6. $\begin{bmatrix} 2 & 0 & -1 \\ 5 & 1 & 0 \\ 0 & 1 & 3 \end{bmatrix}$
7. $\frac{1}{5}\begin{bmatrix} 3 & 1 \\ -2 & 1 \end{bmatrix}$
8. $x = 1, y = 2, z = 3$
9. $x = 20, y = 30, z = 50$
10. ₹1200 Crores, ₹1600 Crores

2. ALGEBRA

Exercise 2.1

1. $\frac{13}{x-2} - \frac{10}{x-1}$
2. $\frac{3}{x-2} + \frac{1}{x+1}$
3. $\frac{1}{9(x-1)} - \frac{1}{9(x+2)} - \frac{1}{3(x+2)^2}$
4. $\frac{1}{2(x-1)} - \frac{1}{2(x+1)}$
5. $\frac{4}{9(x-1)} - \frac{4}{9(x+2)} - \frac{1}{3(x-1)^2}$
6. $\frac{2}{x-2} + \frac{3}{(x-2)^2} - \frac{9}{(x-2)^3}$
7. $\frac{-7}{2x} + \frac{1}{x^2} + \frac{9}{2(x+2)}$
8. $\frac{1}{5(x+2)} + \frac{4(x-2)}{5(x^2+1)}$
9. $\frac{3}{16(x-1)} - \frac{3}{16(x+3)} + \frac{1}{4(x+3)^2}$
10. $\frac{1-x}{5(x^2+4)} + \frac{1}{5(x+1)}$

Exercise 2.2

1. 64
2. 10
3. 3
4. 336
5. 85

Exercise 2.3

1. 6
2. 14400
3. 1680
4. $\frac{13!}{4!\,3!\,2!\,2!}$
5. (a) $\frac{7!}{2}$ (b) 7!
6. Rank of the word CHAT = 9.

11_11th_BM-STAT_Answer-EM.indd 257 13-12-2022 10:10:15

Exercise 2.4

1. n=8, r=4
2. $8C_4 + 8C_3 = 9C_4 = 126$
3. 210 chords
4. 20
5. 25200
6. 671
7. $\frac{13!}{7!\,6!} \times 9! \times 9!$
8. 11
9. (i) 1365 (ii) 1001 (iii) 364
10. (i) 186 (ii) 186

Exercise 2.6

1. (i) $16a^4 - 96a^3b + 216a^2b^2 - 216ab^3 + 81b^4$

   (ii) $x^7 + \frac{7x^6}{y} + \frac{21x^5}{y^2} + \frac{35x^4}{y^3} + \frac{35x^3}{y^4} + \frac{21x^2}{y^5} + \frac{7x}{y^6} + \frac{1}{y^7}$

   (iii) $x^6 + 6x^3 + 15 + \frac{20}{x^3} + \frac{15}{x^6} + \frac{6}{x^9} + \frac{1}{x^{12}}$

2. (i) 10, 40,60,401 (ii)995009990004999
3. 11440 $x^9\,y^4$
4. (i) $11C_5 x$, $\frac{11C_5}{x}$ (ii) $\frac{8C_4(81)}{16}x^{12}$ (iii) $\frac{-10C_5(6)^5}{x^5}$
5. (i) $9C_6 \frac{2^6}{3^6}$ (ii) $-32(15C_5)$ (iii) 7920.

Exercise 2.7

1	2	3	4	5	6	7	8	9	10	11	12	13
(d)	(c)	(d)	(c)	(a)	(c)	(d)	(b)	(b)	(c)	(b)	(d)	(b)
14	15	16	17	18	19	20	21	22	23	24	25	
(a)	(c)	(a)	(c)	(a)	(c)	(a)	(b)	(c)	(d)	(b)	(a)	

Miscellaneous Problems

1. $\frac{3}{x-1} + \frac{2}{x+3}$
2. $\frac{3}{x-1} - \frac{2}{x-2}$
3. $\frac{1}{x+2} + \frac{5}{x-3} - \frac{3}{(x-3)^2}$
4. $\frac{3}{x-2} + \frac{2x-1}{x^2-x+1}$
5. (i) $\frac{7}{2}$ (ii) $\frac{7}{24}$ (iii) 12
6. (a) 720 (b) 7776 (c) 120 (d) 6
7. 74 ways
8. 85 ways
9. 210
10. 544

11_11th_BM-STAT_Answer-EM.indd 258 13-12-2022 10:10:18

3. ANALYTICAL GEOMETRY

Exercise 3.1

1. $x^2 - 2x - 6y + 10 = 0$
2. $x^2 + y^2 - 6x + 4y - 3 = 0$
3. $3x^2 + 3y^2 - 4x - 14y + 15 = 0$
4. $\left(\frac{15}{2},\ 0\right)$
5. $2x - 3y + 21 = 0$

Exercise 3.2

1. Angle between the line is 45°
2. 4 units
4. $a = 5$
5. $y = 1500x + 100000$, cost of 95 TV sets ₹ 2,42,500

Exercise 3.3

1. $a = 6,\ c = 6$
2. $2x - y + 2 = 0$ and $6x - 2y + 1 = 0$
3. $2x + 3y - 1 = 0$ and $2x + 3y - 2 = 0$
4. $\theta = \tan^{-1}(7)$

Exercise 3.4

1.(i) $x^2 + y^2 - 6x - 10y + 9 = 0$
(ii) $x^2 + y^2 - 4 = 0$

2.(i) $C(0, 0),\quad r = 4$
(ii) $C(11, 2),\quad r = 10$
(iii) $C\left(\frac{-2}{5}, \frac{4}{5}\right),\ r = 2$
(iv) $C\left(\frac{3}{2}, \frac{3}{2}\right),\ r = \frac{5}{\sqrt{2}}$

3. $x^2 + y^2 + 6x + 4y - 51 = 0$
4. $x^2 + y^2 - 4x - 6y + 11 = 0$
5. $x^2 + y^2 - 5x - 2y + 1 = 0$
6. $x^2 + y^2 - x - y = 0$
7. $x^2 + y^2 - 16x + 4y - 32 = 0$
8. $x^2 + y^2 - 2x - 12y + 27 = 0$
9. $x^2 + y^2 = 9$

Exercise 3.5

1. $x + 2 = 0$
2. R lies inside, P lies outside and Q lies on the circle.
3. $\sqrt{20}$ units
4. $p = \pm 20$.

Exercise 3.6

1. $9x^2 + 16y^2 + 24xy + 34x + 112y + 121 = 0$
2. Length of latus rectum = 1, Focus $F\left(\frac{1}{4},\ 0\right)$

11_11th_BM-STAT_Answer-EM.indd 259 13-12-2022 10:10:24

3.

Axis	Vertex	Focus	Equation of directrix	Length of latus rectum
$y = 4$	$V(1, 4)$	$F(3, 4)$	$x + 1 = 0$	8 units

4.

Problem	Axis	Vertex	Focus	Equation of directrix	Length of latusrectum
(a) $y^2 = 20x$	$y = 0$	$V(0, 0)$	$F(5, 0)$	$x = -5$	20 units
(b) $x^2 = 8y$	$x = 0$	$V(0, 0)$	$F(0, 2)$	$y = -2$	8 units
(c) $x^2 = -16y$	$x = 0$	$V(0, 0)$	$F(0, -4)$	$y = 4$	16 units

5. $(x - 15)^2 = 5(y - 55)$. The output and the average cost at the vertex are 15 kg. and ₹ 55.

6. when $x = 5$ months

Exercise 3.7

1	2	3	4	5	6	7	8	9	10	11	12	13
(b)	(c)	(c)	(c)	(b)	(c)	(a)	(c)	(a)	(b)	(c)	(a)	(d)
14	15	16	17	18	19	20	21	22	23	24	25	
(a)	(a)	(d)	(a)	(c)	(b)	(b)	(a)	(d)	(b)	(b)	(b)	

Miscellaneous problems

1. $3x + y - 8 = 0$ 2. $y = 6x + 3000$ 4. $p = 1, p = 2$ 6. $a = 9, b = 8$

7. $(-1, -2)$ is on the line, $(1, 0)$ is above the line and $(-3, -4)$ is below the line

8. $(-2, -7)$ 9. $y^2 = -\frac{9}{2}x$

10. Axis : $y = 2$, Vertex : $(1, 2)$, Focus : $(2, 2)$,
Equation of directrix : $x = 0$ and Length of latus rectum : 4 units

4. TRIGONOMETRY

Exercise 4.1

1.(i) $\frac{\pi}{3}$ (ii) $\frac{5\pi}{6}$ (iii) $\frac{4\pi}{3}$ (iv) $\frac{-16\pi}{9}$

2.(i) $22°30'$ (ii) 324^0 (iii) $-171°48'$ (iv) $110°$

11_11th_BM-STAT_Answer-EM.indd 260 13-12-2022 10:10:27

3.(i) 1st quadrant (ii) 3rd quadrant (iii) 2nd quadrant.

4.(i) $\frac{-\sqrt{3}}{2}$ (ii) $\frac{-\sqrt{3}}{2}$ (iii) $\frac{2}{\sqrt{3}}$ (iv) 1

(v) $\sqrt{2}$ 10. $\frac{-7}{2}$

Exercise 4.2

1.(i) $\frac{2\sqrt{2}}{\sqrt{3}-1}$ (ii) $-\left(\frac{\sqrt{3}+1}{2\sqrt{2}}\right)$ (iii) $\frac{\sqrt{3}-1}{\sqrt{3}+1}$

2.(i) $\sin 92^\circ$ (ii) $\frac{\sqrt{3}}{2}$ (iii) $\cos 80^\circ$ (iv) $\frac{\sqrt{3}}{2}$

3.(i) $\frac{-33}{65}$ (ii) $\frac{-16}{65}$ (iii) $\frac{16}{33}$

6. $\frac{2}{11}$, $\alpha+\beta$ lies in 1st quadrant. 7. $\pm\sqrt{2}-1$

9.(i) $\frac{9}{13}$ (ii) $-\frac{828}{2197}$ 10. $-\frac{44}{125}, -\frac{117}{44}$ 14. $\sqrt{2}-1$

Exercise 4.3

1.(i) $\frac{1}{2}\left(\cos\frac{A}{4}-\cos\frac{A}{2}\right)$ (ii) $\frac{1}{2}\left(-\sin 2A+\frac{\sqrt{3}}{2}\right)$

(iii) $\frac{1}{2}\left(\sin 4A-\sin\frac{2A}{3}\right)$ (iv) $\frac{1}{2}(\sin 10\theta-\sin 4\theta)$

2.(i) $2\sin\frac{3A}{2}\cos\frac{A}{2}$ (ii) $2\cos 3A\cos A$

(iii) $2\sin 2\theta\cos 4\theta$ (iv) $-2\sin\frac{3\theta}{2}\sin\frac{\theta}{2}$

Exercise 4.4

1.(i) $\frac{-\pi}{6}$ (ii) $\frac{-\pi}{4}$ (iii) $\frac{\pi}{6}$ (iv) $\frac{3\pi}{4}$

4. $x=\frac{1}{6}$ 5. $x=\frac{1}{2}$

6.(i) $\frac{4}{5}$ (ii) $\frac{1}{\sqrt{10}}$ 7. $\frac{-33}{65}$ 10. $\frac{\pi}{4}+\frac{x}{2}$

Exercise 4.5

1	2	3	4	5	6	7	8	9	10	11	12	13
(b)	(a)	(c)	(b)	(b)	(d)	(a)	(d)	(a)	(c)	(c)	(d)	(b)
14	15	16	17	18	19	20	21	22	23	24	25	
(c)	(b)	(a)	(c)	(b)	(c)	(c)	(b)	(c)	(a)	(b)	(d)	

11_11th_BM-STAT_Answer-EM.indd 261 13-12-2022 10:10:31

Miscellaneous Problems

4. $\frac{3}{\sqrt{10}}$ and $\frac{-1}{\sqrt{10}}$ 6.(i) $\frac{\sqrt{6}+\sqrt{2}}{4}$ (ii) $2-\sqrt{3}$

7. $\frac{\sqrt{15}+2\sqrt{2}}{12}$ 9. $\frac{56}{33}$ 10. $\frac{\pi}{4}-x$

5. DIFFERENTIAL CALCULUS

Exercise 5.1

1.(i) Odd function (ii) Even function

(iii) Neither even nor odd function (iv) Even function

(v) Neither even nor odd function 2. $k = 0$ 5. $\frac{1-x}{3+x}$, $\frac{3x+1}{x-1}$

6.(i) e (ii) 0 (iii) $3e$ (iv) 0

7.(i)

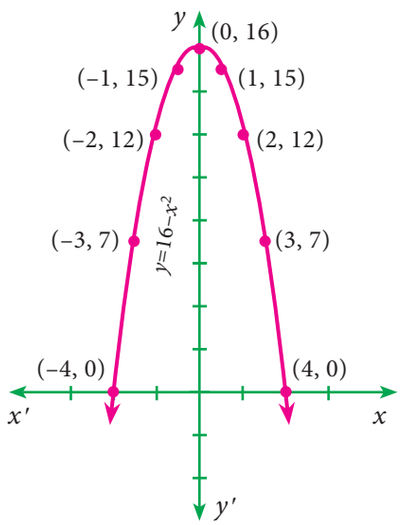

(ii)

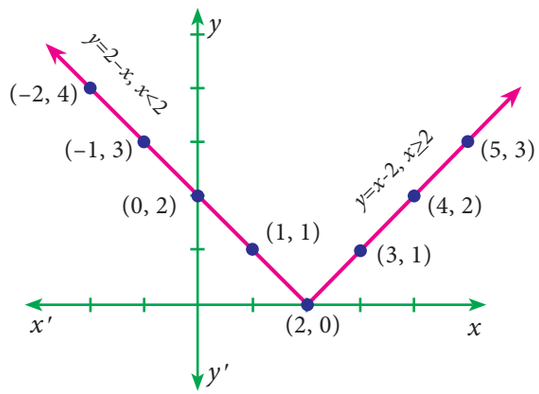

(iii)

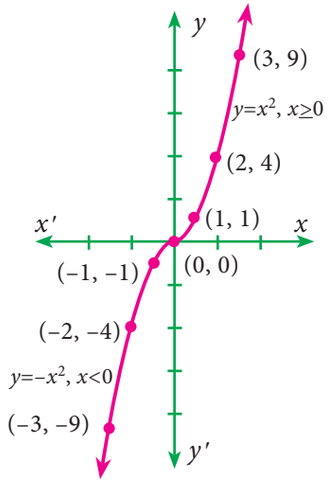

(iv)

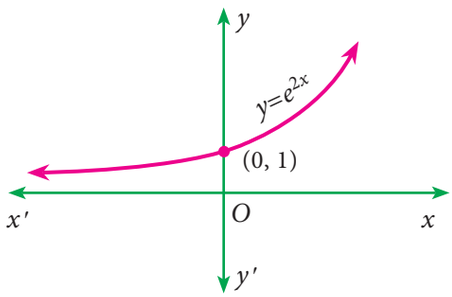

11_11th_BM-STAT_Answer-EM.indd 262 13-12-2022 10:10:32

(v)

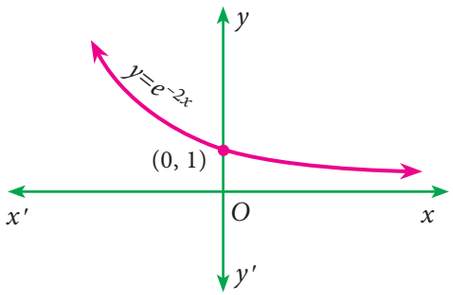

(vi)

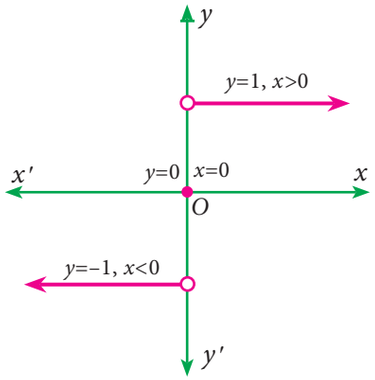

Exercise 5.2

1.(i) $\frac{10}{3}$ (ii) 0 (iii) $\frac{1}{2}$ (iv) 1

(v) $\frac{15}{16}a^{-\frac{1}{24}}$ (vi) 9

2. $a = \pm 1$ 3. $n = 7$ 4. $\frac{28}{5}$ 5. $f(-2) = 0$

Exercise 5.3

1.(a) Not a continuous function at $x = 2$ (b) continuous function at $x = 3$

Exercise 5.4

(i) $2x$ (ii) $-e^{-x}$ (iii) $\frac{1}{x+1}$

Exercise 5.5

1.(i) $12x^3 - 6x^2 + 1$ (ii) $\frac{-20}{x^5} + \frac{6}{x^4} - \frac{5}{x^2}$ (iii) $\frac{1}{2\sqrt{x}} - \frac{1}{3\sqrt[3]{x^4}} + e^x$

(iv) $-\frac{3+x^2}{x^2}$ (v) $x^2e^x(x+3)$ (vi) $3x^2 - 4x - 1$

(vii) $4x^3 - 3\cos x - \sin x$ (viii) $1 - \frac{1}{x^2}$

2.(i) $\frac{xe^x}{(1+x)^2}$ (ii) $\frac{2(1-x^2)}{(x^2-x+1)^2}$ (iii) $\frac{e^x}{(1+e^x)^2}$

3.(i) $x\cos x + \sin x$ (ii) $e^x(\sin x + \cos x)$

(iii) $e^x\left(1 + \frac{1}{x} + x + \log x\right)$ (iv) $\cos 2x$ (v) $e^x x^2(x+3)$

4.(i) $\sin 2x$ (ii) $-\sin 2x$ (iii) $\frac{-3}{2}\cos x \sin 2x$ (iv) $\frac{x}{\sqrt{1+x^2}}$

(v) $n(ax^2+bx+c)^{n-1}(2ax+b)$ (vi) $2x(\cos(x^2))$ (vii) $\frac{-x}{(1+x^2)\sqrt{1+x^2}}$

11_11th_BM-STAT_Answer-EM.indd 263 13-12-2022 10:10:37

Exercise 5.6

1.(i) $-\frac{y}{x}$ (ii) $\frac{y-2x}{2y-x}$ (iii) $-\frac{(x^2+ay)}{(y^2+ax)}$ 3. $\frac{4}{3}\left(\frac{1-4x+3y}{1+4x-3y}\right)$

Exercise 5.7

1.(i) $x^{\sin x}\left[\frac{\sin x}{x}+\cos x\log x\right]$ (ii) $(\sin x)^x[x\cot x+\log(\sin x)]$

(iii) $(\sin x)^{\tan x}[1+\sec^2 x\log(\sin x)]$

(iv) $\frac{1}{2}\sqrt{\frac{(x-1)(x-2)}{(x-3)(x^2+x+1)}}\left\{\frac{1}{x-1}+\frac{1}{x-2}-\frac{1}{x-3}-\frac{2x+1}{x^2+x+1}\right\}$

Exercise 5.8

1.(i) $-\frac{1}{t^2}$ (ii) $t\cos t$ (iii) $-\tan\theta$ (iv) $\cot\frac{\theta}{2}$

2. $-\tan x$ 3. $\frac{\sin 2x}{2x}$

Exercise 5.9

1.(i) $9y$ (ii) $-\frac{1}{x^2}+a^x(\log a)^2$ (iii) $-\frac{1}{a}\operatorname{cosec}^3\theta$

Exercise: 5.10

1	2	3	4	5	6	7	8	9	10	11	12	13
(d)	(c)	(a)	(b)	(a)	(a)	(c)	(a)	(d)	(a)	(a)	(d)	(b)
14	15	16	17	18	19	20	21	22	23	24	25	
(a)	(a)	(a)	(c)	(b)	(d)	(a)	(a)	(c)	(a)	(b)	(d)	

Miscellaneous Problems

2.

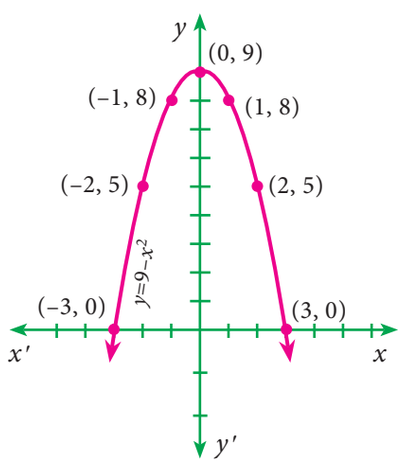

4. $-\frac{1}{10}$

6. (i) continuous at $x = 1$; differentiable at $x = 1$

(ii) not continuous at $x = 2$; not differentiable at $x = 2$

11_11th_BM-STAT_Answer-EM.indd 264 13-12-2022 10:10:39

6. APPLICATIONS OF DIFFERENTIATION

Exercise 6.1

1. $AC = \frac{1}{10}x^2 - 4x - 20 + \frac{7}{x}$, $AVC = \frac{1}{10}x^2 - 4x - 20$, $AFC = \frac{7}{x}$,
$MC = \frac{3}{10}x^2 - 8x - 20$, $MAC = \frac{1}{5}x - 4 - \frac{7}{x^2}$

2. $C = ₹\ \frac{121}{6}$, $AC = ₹\ \frac{29}{12}$, $MC = ₹\ \frac{2}{3}$

3. $AC = x^2 - 2$, $MC = 3x^2 - 2$, $AR = 14 - x$, $MR = 14 - 2x$

4. $\eta_d = \frac{2}{x}$

5(i) $\eta_d = \frac{a - bx}{2bx}$, $x = \frac{a}{3b}$

(ii) $\eta_d = \frac{a - bx^2}{2bx^2}, x = \sqrt{\frac{a}{3b}}$

6. $\eta_s = \frac{4p^2}{2p^2 + 5}, \frac{36}{23}$

7. $MR = \frac{50 - 2x}{5}$, 10, 0

8. $\eta_s = \frac{p}{2(p - b)}$, 1

11. $\eta_d = 4$

12. $P = -\frac{x^2}{100} + 160x - 120$, $AP = \frac{-x}{100} + 160 - \frac{120}{x}$, ₹ 147.90

$MP = \frac{-x}{50} + 160$, ₹159.80, $MAP = -\frac{1}{100} + \frac{120}{x^2}$, ₹ 1.19

13. $x = -8, 2$

15. $n_d = \frac{p}{10 - p}, |n_d| = \frac{3}{2} > 1 \Rightarrow$ elastic.

16. P_E=₹ 30, x_E = 40 units

17. x = 2100 units, p = ₹ 130

18. x = 6 units

Exercise 6.2

1. AC is increasing when $x > 5$

3. P is maximum when $x \approx 46$, maximum profit ₹ 1107.68

4. Revenue is maximum when x = 220

5. Minimum value is –71, maximum value is 54

11_11th_BM-STAT_Answer-EM.indd 265 13-12-2022 10:10:41

Exercise 6.3

1.

Items	EOQ in units	Minimum Inventory Cost	EOQ in ₹	EOQ in years of supply	Number of order per year
A	2000	₹4	40	2.5	0.4
B	200	₹20	200	0.5	2
C	2627	₹52.54	525.40	0.19	5.26

2 (i) ≈ 913 units per order (ii) ≈ ₹20, 066 per week.

Exercise 6.4

1. $\frac{\partial z}{\partial x} = a(cy + d), \frac{\partial z}{\partial y} = c(ax + b)$

Exercise 6.5

1. 23, 25 3. –2, 8 4. 0.8832, 2.2081 5. $-\frac{4}{3}, -8$ 6. $\frac{10}{79}, -\frac{3}{79}$

Exercise 6.6

1	2	3	4	5	6	7	8	9	10
(d)	(a)	(b)	(a)	(b)	(a)	(b)	(c)	(b)	(a)
11	12	13	14	15	16	17	18	19	20
(a)	(c)	(b)	(b)	(a)	(b)	(b)	(b)	(b)	(c)

Miscellaneous Problems

1. $AC = \frac{10}{x} - 4x^2 + 3x^3, MC = -12x^2 + 12x^3, MAC = \frac{-10}{x^2} - 8x + 9x^2$

2.(i) $\eta_s = \frac{1}{x+1}$ (ii) $\eta_d = \frac{3}{x}$

3. $\eta_s = \frac{4p^2}{2p^2+5}, \frac{4}{7}$ 6. TC is increasing in [0.20] ∪ [30, ∞) and decreasing in [20, 30]

7. $x = 3$, TC is minimum

7. FINANCIAL MATHEMATICS

Exercise 7.1

1. ₹ 68,429 2. ₹ 1,20,800 3. ₹ 18,930 4. ₹ 500
5. ₹ 23,79,660 6. ₹ 14,736 7. ₹ 8,433 8. ₹ 1,17,612
9. ₹ 14,339 10. ₹ 1,000

11_11th_BM-STAT_Answer-EM.indd 266 13-12-2022 10:10:42

Exercise 7.2

1. ₹ 8,184 2. ₹ 2,250 3. 900 shares

4.(i) 242 (ii) ₹ 3630 (iii) $12\frac{1}{2}\%$

5.(i) ₹ 5,000 (ii) ₹ 480 (iii) 9.6% 6. ₹ 897.50

7. ₹ 7000, ₹ 6500 8. 99 shares

9.(i) ₹ 945 (ii) ₹ 960 2nd investment is better.

10.(i) 1400 (ii) 1400. For the same investment both stocks fetch the same income. Therefore they are equivalent shares.

Exercise 7.3

1	2	3	4	5	6	7	8	9	10	11	12	13	14	15
(a)	(b)	(c)	(c)	(d)	(c)	(a)	(b)	(a)	(b)	(b)	(b)	(a)	(a)	(b)

Miscellaneous Problems

1. ₹ 9,282 2. ₹ 15,638 3. ₹ 4,327; ₹ 1,25,780; ₹ 29,334; ₹ 1,39,560.

4. Required months ≈ 24 5. ₹ 12,500

6. ₹ 13,250; ₹ 36,443.75; Machine B may be purchased

7. 270, 216, 300, 450

8. ₹ 700, ₹ 900, ₹ 200, 2.5% 9. 1,500 shares, ₹ 625 10. 20%

8. DESCRIPTIVE STATISTICS AND PROBABILITY

Exercise 8.1

1. $Q_1 = 6$, $Q_3 = 18$ 2. $Q_1 = 5$, $Q_3 = 6.5$, $D_8 = 6.5$ and $P_{67} = 6$

3. $Q_1 = 47.14$, $Q_3 = 63.44$, $D_5 = 55.58$, $D_7 = 61.56$ and $P_{60} = 58.37$

4. $GM = 142.5$ lbs 5. $GM = 26.1\%$

6. 192 km/hr 7. 38.92 km/hr

8. $AM = 36$ $GM = 25.46$ $HM = 17.33$

9. $AM = 21.96$ $GM = 18.31$ $HM = 14.32$

11_11th_BM-STAT_Answer-EM.indd 267 13-12-2022 10:10:42

10. AM=33, GM=29.51, HM=24.10

11. $Q_1 = 30$, $Q_3 = 70$, $Q_D = 20$, Coefficient of $QD = 0.4$

12. QD= 11.02 , Coefficient of QD = 0.3384

13. Median = 61, MD =1.71

14. Mean = 13, MD = 4.33

15. Median = 45.14 , MD = 0.33

Exercise 8.2

1. $\frac{1}{3}$ 2. $\frac{2}{5}$

3. A and B are independent events 4.(i) $\frac{2}{3}$ (ii) $\frac{1}{2}$

5. 3/10 6.(i) 42/625 (ii) 207/625

7. 33/68 8.(i) 7/29 (ii) 5/29 (iii) 17/29

9. 4/11 10. P(A)=4/7 P(B) = 2/7 P(C) = 1/7

11.(i) $\frac{1}{2}$ (ii) $\frac{2}{3}$ 12. $\frac{1}{2}$ 13. 0.2

14. $\frac{1}{2}$ 15. 1/14 16. P(C/D)= 0.5208

Exercise 8.3

1	2	3	4	5	6	7	8	9	10	11	12	13
(d)	(c)	(d)	(a)	(c)	(a)	(d)	(c)	(b)	(a)	(d)	(c)	(a)
14	15	16	17	18	19	20	21	22	23	24	25	
(b)	(d)	(a)	(a)	(b)	(c)	(d)	(d)	(b)	(a)	(b)	(a)	

Miscellaneous Problems

1. 16.02 tons 2. 16 3. Median=28, MD = 10.16

4. Mean=7.5, MD =2.3 5. QD=10, Coefficient of QD=0.5

6. 0.45 7.(i) 3/10 (ii) 3/5 (iii) 1/10

8. 0.948 9. 0.727 10. 0.393

11_11th_BM-STAT_Answer-EM.indd 268 13-12-2022 10:10:42

9. CORRELATION AND REGRESSION ANALYSIS

Exercise 9.1

1. 0.575
2. 0.947
3. 0.996
4. 0.891
5. 0.225
6. –0.0735
7. 0.9
8. 0.224
9. 0.905
10. –0.37

Exercise 9.2

1.(a) Y=–0.66X+59.12; X=–0.234Y+40.892

(b) r=-0.394 (c) Y= 39.32

2. Y=0.6102X+66.12; X=0.556Y+74.62 Height of son is 166.19
3. Y=2.3X–35.67; weight of the student is 125.79 lb
4. Y=0.24X+1.04; X=1.33Y+1.34
5. Y=1.6X; estimated yield = 46.4 unit per acre
6. Y=0.942X+6.08; Estimated sales =34.34 (in crores of rupees)
7. Y=0.48X+67.72; X=0.91Y–41.35;Y=72.52
8. b_{yx}=1.33; Y=1.33X+3.35
9. Y=0.1565X+19.94; estimated expenditure on food and entertainment (Y) is 51.24
10. X=0.8Y–1 and estimated value of X is 5.4 when Y=8

    Y=0.8X+2.6 and estimated value of Y is 12.2 when X=12

11. $\bar{X}$ = 13; $\bar{Y}$ =17 and r = 0.6
12. $b_{xy} = -\frac{3}{2}; b_{yx} = -\frac{1}{2}; r = -0.866$

Exercise 9.3

1	2	3	4	5	6	7	8	9	10	11	12	13
(a)	(b)	(a)	(b)	(c)	(a)	(a)	(b)	(a)	(b)	(a)	(a)	(c)
14	15	16	17	18	19	20	21	22	23	24	25	
(a)	(b)	(a)	(a)	(a)	(a)	(a)	(b)	(b)	(b)	(a)	(d)	

11_11th_BM-STAT_Answer-EM.indd 269 13-12-2022 10:10:42

Miscellaneous Problems

1. 0.906 2. 0.382 3. 0.95 4. 0.667

5. 0.905 6. Y=0.653X+21.71; Marks in B = 55.67

7. Y=0.576X+2.332; Y =5.788 8. Y=0.867X+7.913

9. Y=–0.652X+63.945, Y=10.481≈10 10. b_{yx}=1.422, Y = 141.67

10. OPERATIONS RESEARCH

Exercise: 10.1

1. Maximize $Z = 5x_1 + 3x_2$ subject to constraints $2x_1 + x_2 \leq 1000$; $x_1 \leq 400; x_2 \leq 700$ and $x_1, x_2 \geq 0$.

2. Maximize $Z = 30x_1 + 40x_2$ subject to constraints $60x_1 + 120x_2 \leq 12000$ $8x_1 + 5x_2 \leq 600; 3x_1 + 4x_2 \leq 500$ and $x_1, x_2 \geq 0$.

3. Maximize Z=$100x_1$+$150x_2$ subject to constraints $0.8x_1 + 1.2x_2 \leq 720; x_1 \leq 600;$ $x_2 \leq 400$ and $x_1, x_2 \geq 0$.

4.(i) $x_1 = 4$; $x_2 = 9$ and $Z_{max} = 96$ (ii) $x_1 = 8$; $x_2 = 12$ and $Z_{max} = 392$

(iii) $x_1 = 1$; $x_2 = 5$ and $Z_{min} = 13$ (iv) $x_1 = 2$; $x_2 = 3$ and $Z_{max} = 230$

(v) $x_1 = 3$; $x_2 = 9$ and $Z_{max} = 330$ (vi) $x_1 = 4$; $x_2 = 2$ and $Z_{min} = 160$

Exercise: 10.2

1.

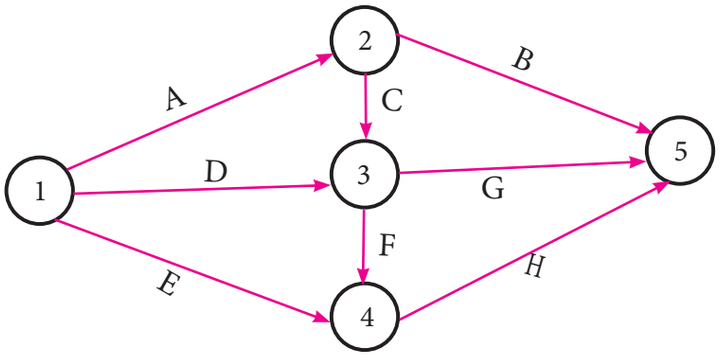

11_11th_BM-STAT_Answer-EM.indd 270 13-12-2022 10:10:43

2.

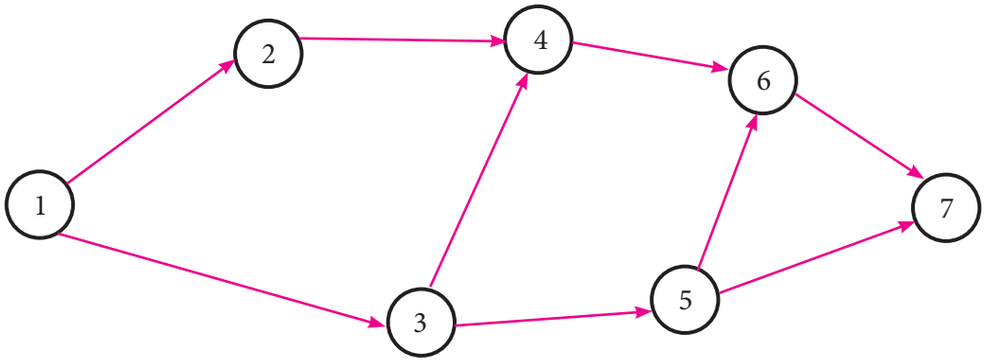

3.

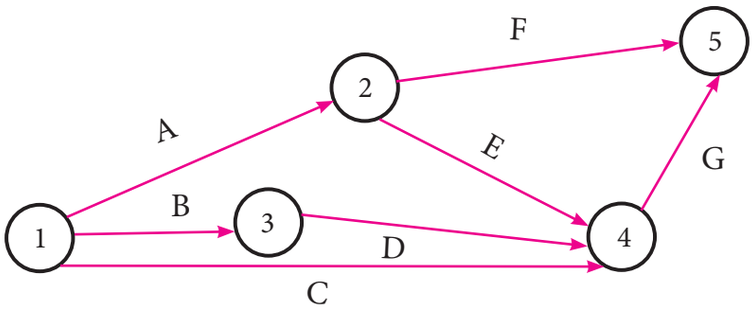

4.

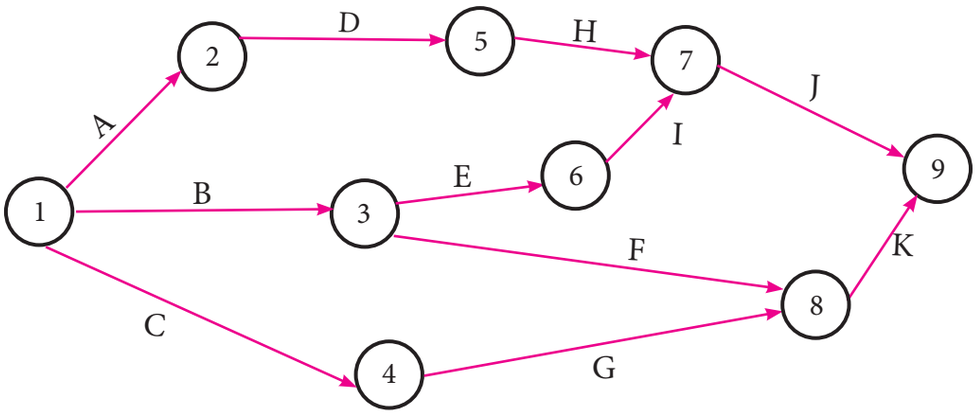

5.

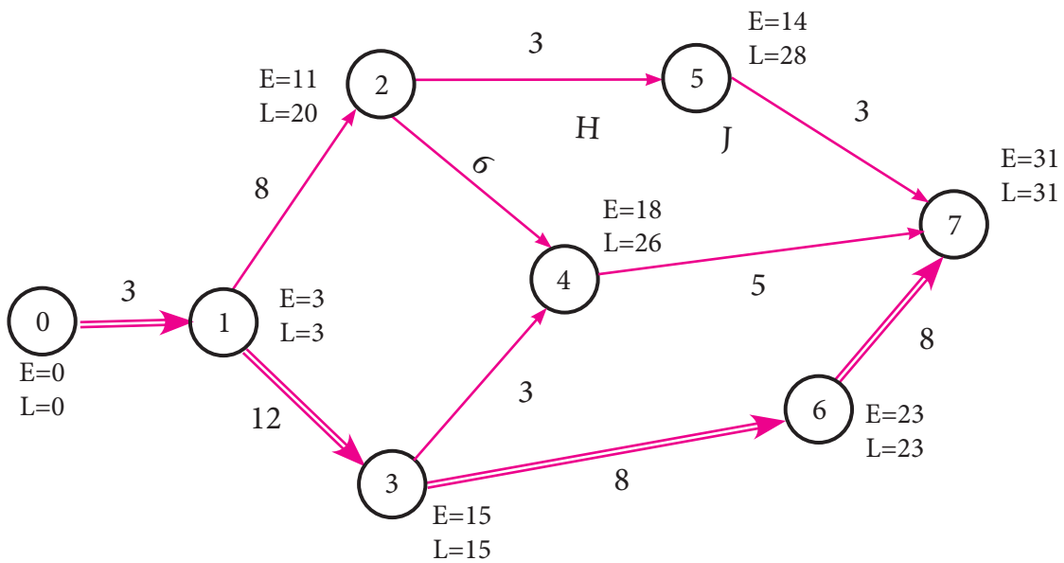

Critical path 0-1-3-6-7 and the duration is 31 weeks

11_11th_BM-STAT_Answer-EM.indd 271 13-12-2022 10:10:43

6.

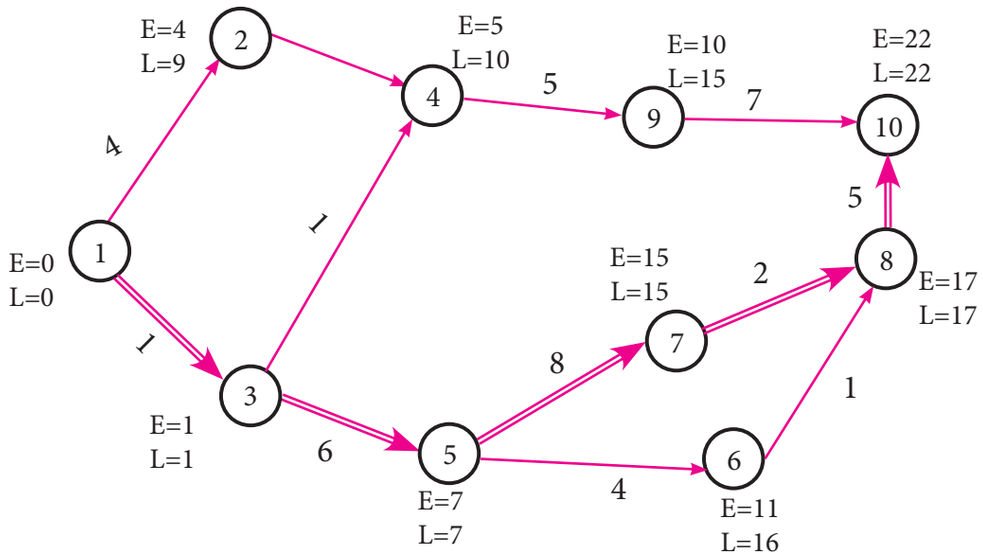

Critical path 1-3-5-7-8-10 and duration 22 time units

7.

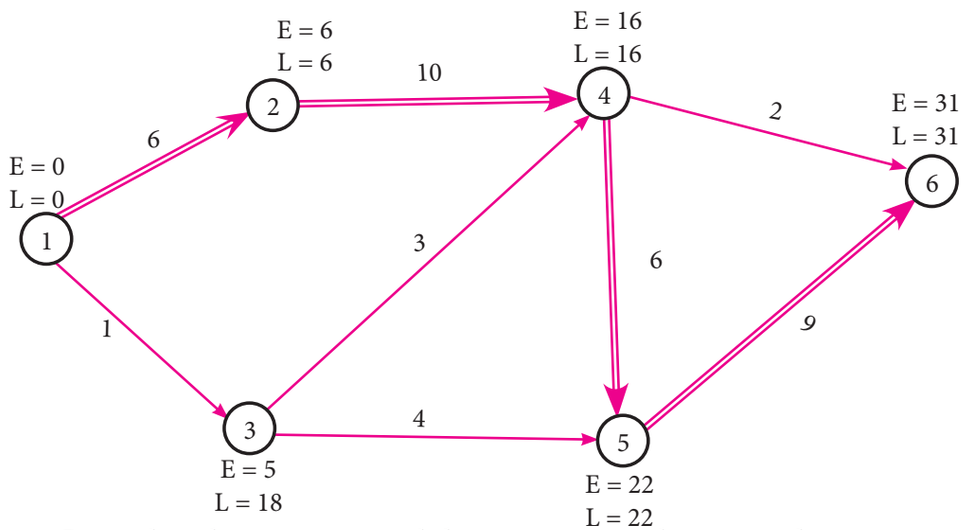

Critical path 1-2-4-5-6 and duration time taken is 31 days

8

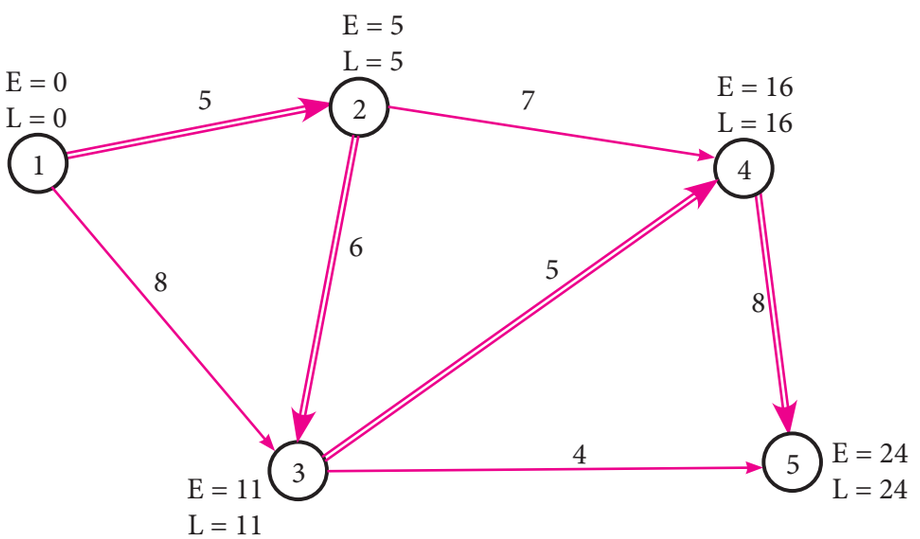

Critical path 1-2-3-4-5 and duration time taken is 24 days

11_11th_BM-STAT_Answer-EM.indd 272 13-12-2022 10:10:43

9.

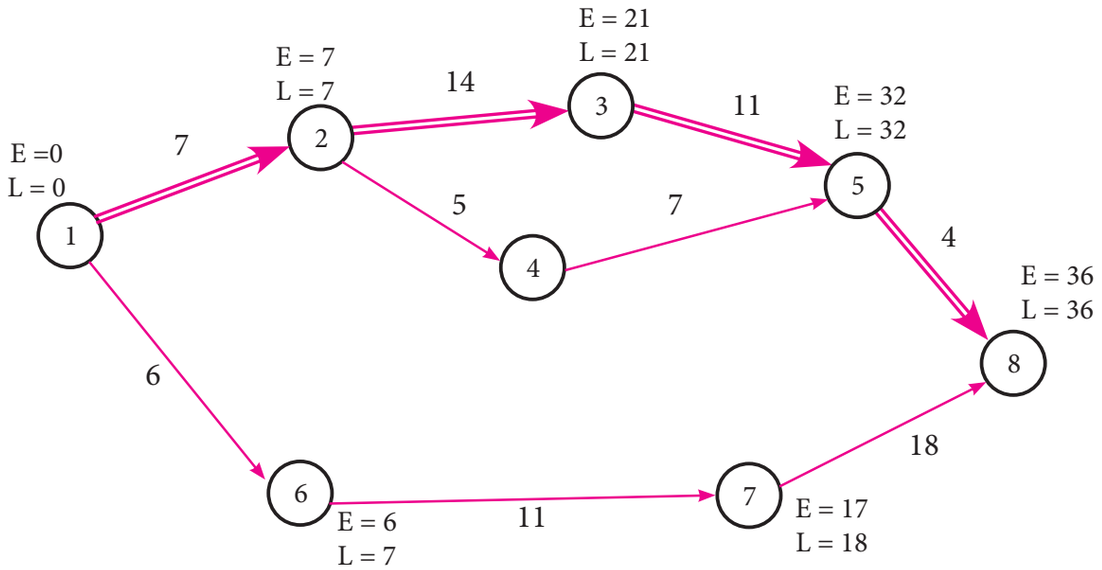

Critical path 1-2-3-5-8 and duration time taken is 36 days

10.

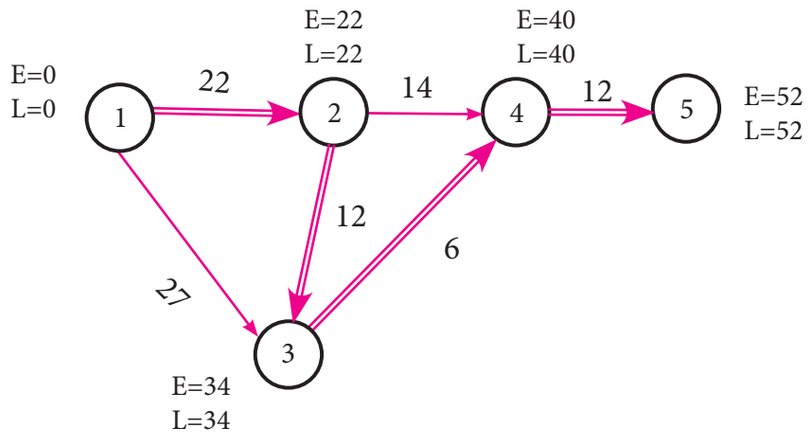

Critical path 1-2-3-4-5 and duration time taken is 52 days

Exercise-10.3

1	2	3	4	5	6	7	8	9	10	11	12	13	14	15
(d)	(c)	(a)	(b)	(d)	(c)	(c)	(b)	(c)	(d)	(d)	(b)	(d)	(a)	(a)

Miscellaneous problems

1. Maximize $Z = 3x_1 + 4x_2$ subject to constraints $x_1 + x_2 \leq 450$; $2x_1 + x_2 \leq 600$ and $x_1, x_2 \geq 0$
2. Minimize $Z = x_1 + x_2$ subject to constraints $2x_1 + x_2 \geq 12; 5x_1 + 8x_2 \geq 74;$ $x_1 + 6x_2 \geq 24$ and $x_1, x_2 \geq 0$
3. x_1=30; x_2 = 0 and Z_{max} = 120
4. x_1 = 4; x_2 = 3 and Z_{min} = 2300
5. x_1 = 1 ; x_2 = 5 and Z_max= 28
6. x_1 = 30; x_2=0 and Z_{max} = 1800

11_11th_BM-STAT_Answer-EM.indd 273 13-12-2022 10:10:44

7.

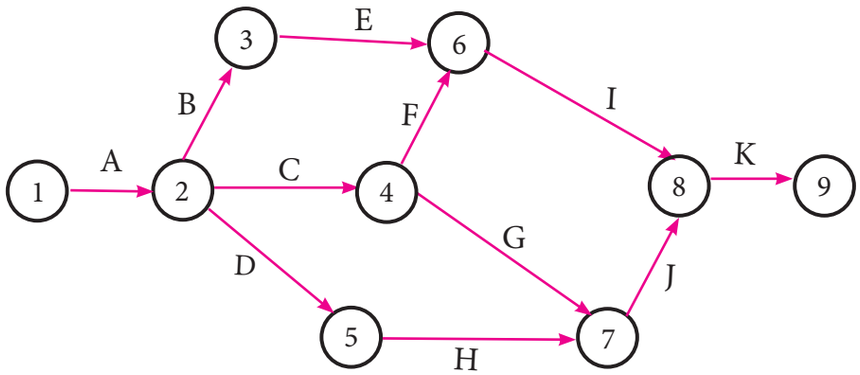

8.

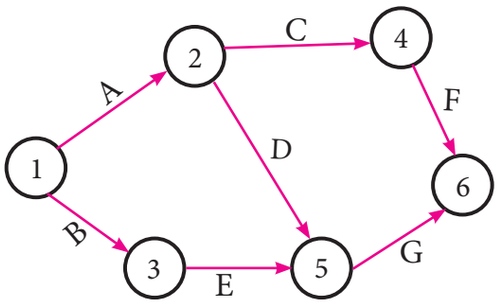

9.

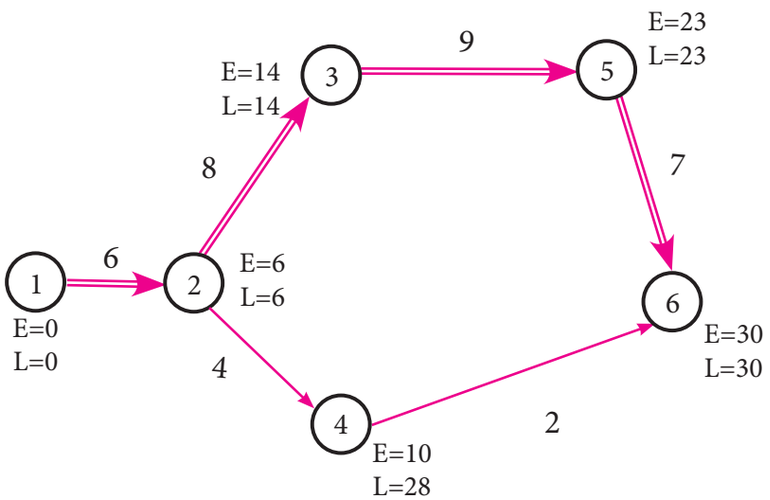

Critical path 1-2-3-5-6 and duration time taken is 30 days.

10.

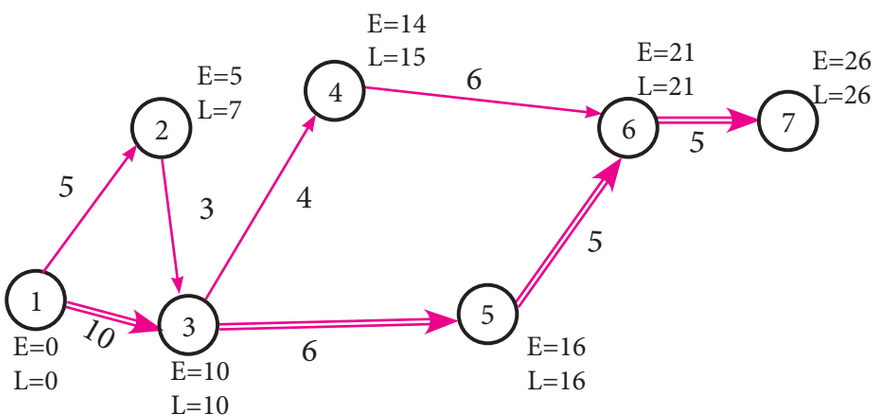

Critical path 1-3-5-6-7 and duration time taken is 26 days.

11_11th_BM-STAT_Answer-EM.indd 274 13-12-2022 10:10:44

LOGARITHM TABLE

											Mean Difference								
	0	1	2	3	4	5	6	7	8	9	1	2	3	4	5	6	7	8	9
1.0	0.0000	0.0043	0.0086	0.0128	0.0170	0.0212	0.0253	0.0294	0.0334	0.0374	4	8	12	17	21	25	29	33	37
1.1	0.0414	0.0453	0.0492	0.0531	0.0569	0.0607	0.0645	0.0682	0.0719	0.0755	4	8	11	15	19	23	26	30	34
1.2	0.0792	0.0828	0.0864	0.0899	0.0934	0.0969	0.1004	0.1038	0.1072	0.1106	3	7	10	14	17	21	24	28	31
1.3	0.1139	0.1173	0.1206	0.1239	0.1271	0.1303	0.1335	0.1367	0.1399	0.1430	3	6	10	13	16	19	23	26	29
1.4	0.1461	0.1492	0.1523	0.1553	0.1584	0.1614	0.1644	0.1673	0.1703	0.1732	3	6	9	12	15	18	21	24	27
1.5	0.1761	0.1790	0.1818	0.1847	0.1875	0.1903	0.1931	0.1959	0.1987	0.2014	3	6	8	11	14	17	20	22	25
1.6	0.2041	0.2068	0.2095	0.2122	0.2148	0.2175	0.2201	0.2227	0.2253	0.2279	3	5	8	11	13	16	18	21	24
1.7	0.2304	0.2330	0.2355	0.2380	0.2405	0.2430	0.2455	0.2480	0.2504	0.2529	2	5	7	10	12	15	17	20	22
1.8	0.2553	0.2577	0.2601	0.2625	0.2648	0.2672	0.2695	0.2718	0.2742	0.2765	2	5	7	9	12	14	16	19	21
1.9	0.2788	0.2810	0.2833	0.2856	0.2878	0.2900	0.2923	0.2945	0.2967	0.2989	2	4	7	9	11	13	16	18	20
2.0	0.3010	0.3032	0.3054	0.3075	0.3096	0.3118	0.3139	0.3160	0.3181	0.3201	2	4	6	8	11	13	15	17	19
2.1	0.3222	0.3243	0.3263	0.3284	0.3304	0.3324	0.3345	0.3365	0.3385	0.3404	2	4	6	8	10	12	14	16	18
2.2	0.3424	0.3444	0.3464	0.3483	0.3502	0.3522	0.3541	0.3560	0.3579	0.3598	2	4	6	8	10	12	14	15	17
2.3	0.3617	0.3636	0.3655	0.3674	0.3692	0.3711	0.3729	0.3747	0.3766	0.3784	2	4	6	7	9	11	13	15	17
2.4	0.3802	0.3820	0.3838	0.3856	0.3874	0.3892	0.3909	0.3927	0.3945	0.3962	2	4	5	7	9	11	12	14	16
2.5	0.3979	0.3997	0.4014	0.4031	0.4048	0.4065	0.4082	0.4099	0.4116	0.4133	2	3	5	7	9	10	12	14	15
2.6	0.4150	0.4166	0.4183	0.4200	0.4216	0.4232	0.4249	0.4265	0.4281	0.4298	2	3	5	7	8	10	11	13	15
2.7	0.4314	0.4330	0.4346	0.4362	0.4378	0.4393	0.4409	0.4425	0.4440	0.4456	2	3	5	6	8	9	11	13	14
2.8	0.4472	0.4487	0.4502	0.4518	0.4533	0.4548	0.4564	0.4579	0.4594	0.4609	2	3	5	6	8	9	11	12	14
2.9	0.4624	0.4639	0.4654	0.4669	0.4683	0.4698	0.4713	0.4728	0.4742	0.4757	1	3	4	6	7	9	10	12	13
3.0	0.4771	0.4786	0.4800	0.4814	0.4829	0.4843	0.4857	0.4871	0.4886	0.4900	1	3	4	6	7	9	10	11	13
3.1	0.4914	0.4928	0.4942	0.4955	0.4969	0.4983	0.4997	0.5011	0.5024	0.5038	1	3	4	6	7	8	10	11	12
3.2	0.5051	0.5065	0.5079	0.5092	0.5105	0.5119	0.5132	0.5145	0.5159	0.5172	1	3	4	5	7	8	9	11	12
3.3	0.5185	0.5198	0.5211	0.5224	0.5237	0.5250	0.5263	0.5276	0.5289	0.5302	1	3	4	5	6	8	9	10	12
3.4	0.5315	0.5328	0.5340	0.5353	0.5366	0.5378	0.5391	0.5403	0.5416	0.5428	1	3	4	5	6	8	9	10	11
3.5	0.5441	0.5453	0.5465	0.5478	0.5490	0.5502	0.5514	0.5527	0.5539	0.5551	1	2	4	5	6	7	9	10	11
3.6	0.5563	0.5575	0.5587	0.5599	0.5611	0.5623	0.5635	0.5647	0.5658	0.5670	1	2	4	5	6	7	8	10	11
3.7	0.5682	0.5694	0.5705	0.5717	0.5729	0.5740	0.5752	0.5763	0.5775	0.5786	1	2	3	5	6	7	8	9	10
3.8	0.5798	0.5809	0.5821	0.5832	0.5843	0.5855	0.5866	0.5877	0.5888	0.5899	1	2	3	5	6	7	8	9	10
3.9	0.5911	0.5922	0.5933	0.5944	0.5955	0.5966	0.5977	0.5988	0.5999	0.6010	1	2	3	4	5	7	8	9	10
4.0	0.6021	0.6031	0.6042	0.6053	0.6064	0.6075	0.6085	0.6096	0.6107	0.6117	1	2	3	4	5	6	8	9	10
4.1	0.6128	0.6138	0.6149	0.6160	0.6170	0.6180	0.6191	0.6201	0.6212	0.6222	1	2	3	4	5	6	7	8	9
4.2	0.6232	0.6243	0.6253	0.6263	0.6274	0.6284	0.6294	0.6304	0.6314	0.6325	1	2	3	4	5	6	7	8	9
4.3	0.6335	0.6345	0.6355	0.6365	0.6375	0.6385	0.6395	0.6405	0.6415	0.6425	1	2	3	4	5	6	7	8	9
4.4	0.6435	0.6444	0.6454	0.6464	0.6474	0.6484	0.6493	0.6503	0.6513	0.6522	1	2	3	4	5	6	7	8	9
4.5	0.6532	0.6542	0.6551	0.6561	0.6571	0.6580	0.6590	0.6599	0.6609	0.6618	1	2	3	4	5	6	7	8	9
4.6	0.6628	0.6637	0.6646	0.6656	0.6665	0.6675	0.6684	0.6693	0.6702	0.6712	1	2	3	4	5	6	7	7	8
4.7	0.6721	0.6730	0.6739	0.6749	0.6758	0.6767	0.6776	0.6785	0.6794	0.6803	1	2	3	4	5	5	6	7	8
4.8	0.6812	0.6821	0.6830	0.6839	0.6848	0.6857	0.6866	0.6875	0.6884	0.6893	1	2	3	4	4	5	6	7	8
4.9	0.6902	0.6911	0.6920	0.6928	0.6937	0.6946	0.6955	0.6964	0.6972	0.6981	1	2	3	4	4	5	6	7	8
5.0	0.6990	0.6998	0.7007	0.7016	0.7024	0.7033	0.7042	0.7050	0.7059	0.7067	1	2	3	3	4	5	6	7	8
5.1	0.7076	0.7084	0.7093	0.7101	0.7110	0.7118	0.7126	0.7135	0.7143	0.7152	1	2	3	3	4	5	6	7	8
5.2	0.7160	0.7168	0.7177	0.7185	0.7193	0.7202	0.7210	0.7218	0.7226	0.7235	1	2	2	3	4	5	6	7	7
5.3	0.7243	0.7251	0.7259	0.7267	0.7275	0.7284	0.7292	0.7300	0.7308	0.7316	1	2	2	3	4	5	6	6	7
5.4	0.7324	0.7332	0.7340	0.7348	0.7356	0.7364	0.7372	0.7380	0.7388	0.7396	1	2	2	3	4	5	6	6	7

12_11th_BM-STAT_LogTable_EM.indd 275 08-12-2021 20:50:41

LOGARITHM TABLE

											Mean Difference								
	0	1	2	3	4	5	6	7	8	9	1	2	3	4	5	6	7	8	9
5.5	0.7404	0.7412	0.7419	0.7427	0.7435	0.7443	0.7451	0.7459	0.7466	0.7474	1	2	2	3	4	5	5	6	7
5.6	0.7482	0.7490	0.7497	0.7505	0.7513	0.7520	0.7528	0.7536	0.7543	0.7551	1	2	2	3	4	5	5	6	7
5.7	0.7559	0.7566	0.7574	0.7582	0.7589	0.7597	0.7604	0.7612	0.7619	0.7627	1	2	2	3	4	5	5	6	7
5.8	0.7634	0.7642	0.7649	0.7657	0.7664	0.7672	0.7679	0.7686	0.7694	0.7701	1	1	2	3	4	4	5	6	7
5.9	0.7709	0.7716	0.7723	0.7731	0.7738	0.7745	0.7752	0.7760	0.7767	0.7774	1	1	2	3	4	4	5	6	7
6.0	0.7782	0.7789	0.7796	0.7803	0.7810	0.7818	0.7825	0.7832	0.7839	0.7846	1	1	2	3	4	4	5	6	6
6.1	0.7853	0.7860	0.7868	0.7875	0.7882	0.7889	0.7896	0.7903	0.7910	0.7917	1	1	2	3	4	4	5	6	6
6.2	0.7924	0.7931	0.7938	0.7945	0.7952	0.7959	0.7966	0.7973	0.7980	0.7987	1	1	2	3	3	4	5	6	6
6.3	0.7993	0.8000	0.8007	0.8014	0.8021	0.8028	0.8035	0.8041	0.8048	0.8055	1	1	2	3	3	4	5	5	6
6.4	0.8062	0.8069	0.8075	0.8082	0.8089	0.8096	0.8102	0.8109	0.8116	0.8122	1	1	2	3	3	4	5	5	6
6.5	0.8129	0.8136	0.8142	0.8149	0.8156	0.8162	0.8169	0.8176	0.8182	0.8189	1	1	2	3	3	4	5	5	6
6.6	0.8195	0.8202	0.8209	0.8215	0.8222	0.8228	0.8235	0.8241	0.8248	0.8254	1	1	2	3	3	4	5	5	6
6.7	0.8261	0.8267	0.8274	0.8280	0.8287	0.8293	0.8299	0.8306	0.8312	0.8319	1	1	2	3	3	4	5	5	6
6.8	0.8325	0.8331	0.8338	0.8344	0.8351	0.8357	0.8363	0.8370	0.8376	0.8382	1	1	2	3	3	4	4	5	6
6.9	0.8388	0.8395	0.8401	0.8407	0.8414	0.8420	0.8426	0.8432	0.8439	0.8445	1	1	2	2	3	4	4	5	6
7.0	0.8451	0.8457	0.8463	0.8470	0.8476	0.8482	0.8488	0.8494	0.8500	0.8506	1	1	2	2	3	4	4	5	6
7.1	0.8513	0.8519	0.8525	0.8531	0.8537	0.8543	0.8549	0.8555	0.8561	0.8567	1	1	2	2	3	4	4	5	5
7.2	0.8573	0.8579	0.8585	0.8591	0.8597	0.8603	0.8609	0.8615	0.8621	0.8627	1	1	2	2	3	4	4	5	5
7.3	0.8633	0.8639	0.8645	0.8651	0.8657	0.8663	0.8669	0.8675	0.8681	0.8686	1	1	2	2	3	4	4	5	5
7.4	0.8692	0.8698	0.8704	0.8710	0.8716	0.8722	0.8727	0.8733	0.8739	0.8745	1	1	2	2	3	4	4	5	5
7.5	0.8751	0.8756	0.8762	0.8768	0.8774	0.8779	0.8785	0.8791	0.8797	0.8802	1	1	2	2	3	3	4	5	5
7.6	0.8808	0.8814	0.8820	0.8825	0.8831	0.8837	0.8842	0.8848	0.8854	0.8859	1	1	2	2	3	3	4	5	5
7.7	0.8865	0.8871	0.8876	0.8882	0.8887	0.8893	0.8899	0.8904	0.8910	0.8915	1	1	2	2	3	3	4	4	5
7.8	0.8921	0.8927	0.8932	0.8938	0.8943	0.8949	0.8954	0.8960	0.8965	0.8971	1	1	2	2	3	3	4	4	5
7.9	0.8976	0.8982	0.8987	0.8993	0.8998	0.9004	0.9009	0.9015	0.9020	0.9025	1	1	2	2	3	3	4	4	5
8.0	0.9031	0.9036	0.9042	0.9047	0.9053	0.9058	0.9063	0.9069	0.9074	0.9079	1	1	2	2	3	3	4	4	5
8.1	0.9085	0.9090	0.9096	0.9101	0.9106	0.9112	0.9117	0.9122	0.9128	0.9133	1	1	2	2	3	3	4	4	5
8.2	0.9138	0.9143	0.9149	0.9154	0.9159	0.9165	0.9170	0.9175	0.9180	0.9186	1	1	2	2	3	3	4	4	5
8.3	0.9191	0.9196	0.9201	0.9206	0.9212	0.9217	0.9222	0.9227	0.9232	0.9238	1	1	2	2	3	3	4	4	5
8.4	0.9243	0.9248	0.9253	0.9258	0.9263	0.9269	0.9274	0.9279	0.9284	0.9289	1	1	2	2	3	3	4	4	5
8.5	0.9294	0.9299	0.9304	0.9309	0.9315	0.9320	0.9325	0.9330	0.9335	0.9340	1	1	2	2	3	3	4	4	5
8.6	0.9345	0.9350	0.9355	0.9360	0.9365	0.9370	0.9375	0.9380	0.9385	0.9390	1	1	2	2	3	3	4	4	5
8.7	0.9395	0.9400	0.9405	0.9410	0.9415	0.9420	0.9425	0.9430	0.9435	0.9440	0	1	1	2	2	3	3	4	4
8.8	0.9445	0.9450	0.9455	0.9460	0.9465	0.9469	0.9474	0.9479	0.9484	0.9489	0	1	1	2	2	3	3	4	4
8.9	0.9494	0.9499	0.9504	0.9509	0.9513	0.9518	0.9523	0.9528	0.9533	0.9538	0	1	1	2	2	3	3	4	4
9.0	0.9542	0.9547	0.9552	0.9557	0.9562	0.9566	0.9571	0.9576	0.9581	0.9586	0	1	1	2	2	3	3	4	4
9.1	0.9590	0.9595	0.9600	0.9605	0.9609	0.9614	0.9619	0.9624	0.9628	0.9633	0	1	1	2	2	3	3	4	4
9.2	0.9638	0.9643	0.9647	0.9652	0.9657	0.9661	0.9666	0.9671	0.9675	0.9680	0	1	1	2	2	3	3	4	4
9.3	0.9685	0.9689	0.9694	0.9699	0.9703	0.9708	0.9713	0.9717	0.9722	0.9727	0	1	1	2	2	3	3	4	4
9.4	0.9731	0.9736	0.9741	0.9745	0.9750	0.9754	0.9759	0.9763	0.9768	0.9773	0	1	1	2	2	3	3	4	4
9.5	0.9777	0.9782	0.9786	0.9791	0.9795	0.9800	0.9805	0.9809	0.9814	0.9818	0	1	1	2	2	3	3	4	4
9.6	0.9823	0.9827	0.9832	0.9836	0.9841	0.9845	0.9850	0.9854	0.9859	0.9863	0	1	1	2	2	3	3	4	4
9.7	0.9868	0.9872	0.9877	0.9881	0.9886	0.9890	0.9894	0.9899	0.9903	0.9908	0	1	1	2	2	3	3	4	4
9.8	0.9912	0.9917	0.9921	0.9926	0.9930	0.9934	0.9939	0.9943	0.9948	0.9952	0	1	1	2	2	3	3	4	4
9.9	0.9956	0.9961	0.9965	0.9969	0.9974	0.9978	0.9983	0.9987	0.9991	0.9996	0	1	1	2	2	3	3	3	4

12_11th_BM-STAT_LogTable_EM.indd 276 08-12-2021 20:50:42

ANTI LOGARITHM TABLE

											Mean Difference								
	0	1	2	3	4	5	6	7	8	9	1	2	3	4	5	6	7	8	9
0.00	1.000	1.002	1.005	1.007	1.009	1.012	1.014	1.016	1.019	1.021	0	0	1	1	1	1	2	2	2
0.01	1.023	1.026	1.028	1.030	1.033	1.035	1.038	1.040	1.042	1.045	0	0	1	1	1	1	2	2	2
0.02	1.047	1.050	1.052	1.054	1.057	1.059	1.062	1.064	1.067	1.069	0	0	1	1	1	1	2	2	2
0.03	1.072	1.074	1.076	1.079	1.081	1.084	1.086	1.089	1.091	1.094	0	0	1	1	1	1	2	2	2
0.04	1.096	1.099	1.102	1.104	1.107	1.109	1.112	1.114	1.117	1.119	0	1	1	1	1	2	2	2	2
0.05	1.122	1.125	1.127	1.130	1.132	1.135	1.138	1.140	1.143	1.146	0	1	1	1	1	2	2	2	2
0.06	1.148	1.151	1.153	1.156	1.159	1.161	1.164	1.167	1.169	1.172	0	1	1	1	1	2	2	2	2
0.07	1.175	1.178	1.180	1.183	1.186	1.189	1.191	1.194	1.197	1.199	0	1	1	1	1	2	2	2	2
0.08	1.202	1.205	1.208	1.211	1.213	1.216	1.219	1.222	1.225	1.227	0	1	1	1	1	2	2	2	3
0.09	1.230	1.233	1.236	1.239	1.242	1.245	1.247	1.250	1.253	1.256	0	1	1	1	1	2	2	2	3
0.10	1.259	1.262	1.265	1.268	1.271	1.274	1.276	1.279	1.282	1.285	0	1	1	1	1	2	2	2	3
0.11	1.288	1.291	1.294	1.297	1.300	1.303	1.306	1.309	1.312	1.315	0	1	1	1	2	2	2	2	3
0.12	1.318	1.321	1.324	1.327	1.330	1.334	1.337	1.340	1.343	1.346	0	1	1	1	2	2	2	2	3
0.13	1.349	1.352	1.355	1.358	1.361	1.365	1.368	1.371	1.374	1.377	0	1	1	1	2	2	2	3	3
0.14	1.380	1.384	1.387	1.390	1.393	1.396	1.400	1.403	1.406	1.409	0	1	1	1	2	2	2	3	3
0.15	1.413	1.416	1.419	1.422	1.426	1.429	1.432	1.435	1.439	1.442	0	1	1	1	2	2	2	3	3
0.16	1.445	1.449	1.452	1.455	1.459	1.462	1.466	1.469	1.472	1.476	0	1	1	1	2	2	2	3	3
0.17	1.479	1.483	1.486	1.489	1.493	1.496	1.500	1.503	1.507	1.510	0	1	1	1	2	2	2	3	3
0.18	1.514	1.517	1.521	1.524	1.528	1.531	1.535	1.538	1.542	1.545	0	1	1	1	2	2	2	3	3
0.19	1.549	1.552	1.556	1.560	1.563	1.567	1.570	1.574	1.578	1.581	0	1	1	1	2	2	3	3	3
0.20	1.585	1.589	1.592	1.596	1.600	1.603	1.607	1.611	1.614	1.618	0	1	1	1	2	2	3	3	3
0.21	1.622	1.626	1.629	1.633	1.637	1.641	1.644	1.648	1.652	1.656	0	1	1	2	2	2	3	3	3
0.22	1.660	1.663	1.667	1.671	1.675	1.679	1.683	1.687	1.690	1.694	0	1	1	2	2	2	3	3	3
0.23	1.698	1.702	1.706	1.710	1.714	1.718	1.722	1.726	1.730	1.734	0	1	1	2	2	2	3	3	4
0.24	1.738	1.742	1.746	1.750	1.754	1.758	1.762	1.766	1.770	1.774	0	1	1	2	2	2	3	3	4
0.25	1.778	1.782	1.786	1.791	1.795	1.799	1.803	1.807	1.811	1.816	0	1	1	2	2	2	3	3	4
0.26	1.820	1.824	1.828	1.832	1.837	1.841	1.845	1.849	1.854	1.858	0	1	1	2	2	3	3	3	4
0.27	1.862	1.866	1.871	1.875	1.879	1.884	1.888	1.892	1.897	1.901	0	1	1	2	2	3	3	3	4
0.28	1.905	1.910	1.914	1.919	1.923	1.928	1.932	1.936	1.941	1.945	0	1	1	2	2	3	3	4	4
0.29	1.950	1.954	1.959	1.963	1.968	1.972	1.977	1.982	1.986	1.991	0	1	1	2	2	3	3	4	4
0.30	1.995	2.000	2.004	2.009	2.014	2.018	2.023	2.028	2.032	2.037	0	1	1	2	2	3	3	4	4
0.31	2.042	2.046	2.051	2.056	2.061	2.065	2.070	2.075	2.080	2.084	0	1	1	2	2	3	3	4	4
0.32	2.089	2.094	2.099	2.104	2.109	2.113	2.118	2.123	2.128	2.133	0	1	1	2	2	3	3	4	4
0.33	2.138	2.143	2.148	2.153	2.158	2.163	2.168	2.173	2.178	2.183	0	1	1	2	2	3	3	4	4
0.34	2.188	2.193	2.198	2.203	2.208	2.213	2.218	2.223	2.228	2.234	1	1	2	2	3	3	4	4	5
0.35	2.239	2.244	2.249	2.254	2.259	2.265	2.270	2.275	2.280	2.286	1	1	2	2	3	3	4	4	5
0.36	2.291	2.296	2.301	2.307	2.312	2.317	2.323	2.328	2.333	2.339	1	1	2	2	3	3	4	4	5
0.37	2.344	2.350	2.355	2.360	2.366	2.371	2.377	2.382	2.388	2.393	1	1	2	2	3	3	4	4	5
0.38	2.399	2.404	2.410	2.415	2.421	2.427	2.432	2.438	2.443	2.449	1	1	2	2	3	3	4	4	5
0.39	2.455	2.460	2.466	2.472	2.477	2.483	2.489	2.495	2.500	2.506	1	1	2	2	3	3	4	5	5
0.40	2.512	2.518	2.523	2.529	2.535	2.541	2.547	2.553	2.559	2.564	1	1	2	2	3	4	4	5	5
0.41	2.570	2.576	2.582	2.588	2.594	2.600	2.606	2.612	2.618	2.624	1	1	2	2	3	4	4	5	5
0.42	2.630	2.636	2.642	2.649	2.655	2.661	2.667	2.673	2.679	2.685	1	1	2	2	3	4	4	5	6
0.43	2.692	2.698	2.704	2.710	2.716	2.723	2.729	2.735	2.742	2.748	1	1	2	3	3	4	4	5	6
0.44	2.754	2.761	2.767	2.773	2.780	2.786	2.793	2.799	2.805	2.812	1	1	2	3	3	4	4	5	6
0.45	2.818	2.825	2.831	2.838	2.844	2.851	2.858	2.864	2.871	2.877	1	1	2	3	3	4	5	5	6
0.46	2.884	2.891	2.897	2.904	2.911	2.917	2.924	2.931	2.938	2.944	1	1	2	3	3	4	5	5	6
0.47	2.951	2.958	2.965	2.972	2.979	2.985	2.992	2.999	3.006	3.013	1	1	2	3	3	4	5	5	6
0.48	3.020	3.027	3.034	3.041	3.048	3.055	3.062	3.069	3.076	3.083	1	1	2	3	4	4	5	6	6
0.49	3.090	3.097	3.105	3.112	3.119	3.126	3.133	3.141	3.148	3.155	1	1	2	3	4	4	5	6	6

12_11th_BM-STAT_LogTable_EM.indd 277 08-12-2021 20:50:43

ANTI LOGARITHM TABLE

											Mean Difference								
	0	1	2	3	4	5	6	7	8	9	1	2	3	4	5	6	7	8	9
0.50	3.162	3.170	3.177	3.184	3.192	3.199	3.206	3.214	3.221	3.228	1	1	2	3	4	4	5	6	7
0.51	3.236	3.243	3.251	3.258	3.266	3.273	3.281	3.289	3.296	3.304	1	2	2	3	4	5	5	6	7
0.52	3.311	3.319	3.327	3.334	3.342	3.350	3.357	3.365	3.373	3.381	1	2	2	3	4	5	5	6	7
0.53	3.388	3.396	3.404	3.412	3.420	3.428	3.436	3.443	3.451	3.459	1	2	2	3	4	5	6	6	7
0.54	3.467	3.475	3.483	3.491	3.499	3.508	3.516	3.524	3.532	3.540	1	2	2	3	4	5	6	6	7
0.55	3.548	3.556	3.565	3.573	3.581	3.589	3.597	3.606	3.614	3.622	1	2	2	3	4	5	6	7	7
0.56	3.631	3.639	3.648	3.656	3.664	3.673	3.681	3.690	3.698	3.707	1	2	3	3	4	5	6	7	8
0.57	3.715	3.724	3.733	3.741	3.750	3.758	3.767	3.776	3.784	3.793	1	2	3	3	4	5	6	7	8
0.58	3.802	3.811	3.819	3.828	3.837	3.846	3.855	3.864	3.873	3.882	1	2	3	4	4	5	6	7	8
0.59	3.890	3.899	3.908	3.917	3.926	3.936	3.945	3.954	3.963	3.972	1	2	3	4	5	5	6	7	8
0.60	3.981	3.990	3.999	4.009	4.018	4.027	4.036	4.046	4.055	4.064	1	2	3	4	5	6	6	7	8
0.61	4.074	4.083	4.093	4.102	4.111	4.121	4.130	4.140	4.150	4.159	1	2	3	4	5	6	7	8	9
0.62	4.169	4.178	4.188	4.198	4.207	4.217	4.227	4.236	4.246	4.256	1	2	3	4	5	6	7	8	9
0.63	4.266	4.276	4.285	4.295	4.305	4.315	4.325	4.335	4.345	4.355	1	2	3	4	5	6	7	8	9
0.64	4.365	4.375	4.385	4.395	4.406	4.416	4.426	4.436	4.446	4.457	1	2	3	4	5	6	7	8	9
0.65	4.467	4.477	4.487	4.498	4.508	4.519	4.529	4.539	4.550	4.560	1	2	3	4	5	6	7	8	9
0.66	4.571	4.581	4.592	4.603	4.613	4.624	4.634	4.645	4.656	4.667	1	2	3	4	5	6	7	9	10
0.67	4.677	4.688	4.699	4.710	4.721	4.732	4.742	4.753	4.764	4.775	1	2	3	4	5	7	8	9	10
0.68	4.786	4.797	4.808	4.819	4.831	4.842	4.853	4.864	4.875	4.887	1	2	3	4	6	7	8	9	10
0.69	4.898	4.909	4.920	4.932	4.943	4.955	4.966	4.977	4.989	5.000	1	2	3	5	6	7	8	9	10
0.70	5.012	5.023	5.035	5.047	5.058	5.070	5.082	5.093	5.105	5.117	1	2	4	5	6	7	8	9	11
0.71	5.129	5.140	5.152	5.164	5.176	5.188	5.200	5.212	5.224	5.236	1	2	4	5	6	7	8	10	11
0.72	5.248	5.260	5.272	5.284	5.297	5.309	5.321	5.333	5.346	5.358	1	2	4	5	6	7	9	10	11
0.73	5.370	5.383	5.395	5.408	5.420	5.433	5.445	5.458	5.470	5.483	1	3	4	5	6	8	9	10	11
0.74	5.495	5.508	5.521	5.534	5.546	5.559	5.572	5.585	5.598	5.610	1	3	4	5	6	8	9	10	12
0.75	5.623	5.636	5.649	5.662	5.675	5.689	5.702	5.715	5.728	5.741	1	3	4	5	7	8	9	10	12
0.76	5.754	5.768	5.781	5.794	5.808	5.821	5.834	5.848	5.861	5.875	1	3	4	5	7	8	9	11	12
0.77	5.888	5.902	5.916	5.929	5.943	5.957	5.970	5.984	5.998	6.012	1	3	4	5	7	8	10	11	12
0.78	6.026	6.039	6.053	6.067	6.081	6.095	6.109	6.124	6.138	6.152	1	3	4	6	7	8	10	11	13
0.79	6.166	6.180	6.194	6.209	6.223	6.237	6.252	6.266	6.281	6.295	1	3	4	6	7	9	10	11	13
0.80	6.310	6.324	6.339	6.353	6.368	6.383	6.397	6.412	6.427	6.442	1	3	4	6	7	9	10	12	13
0.81	6.457	6.471	6.486	6.501	6.516	6.531	6.546	6.561	6.577	6.592	2	3	5	6	8	9	11	12	14
0.82	6.607	6.622	6.637	6.653	6.668	6.683	6.699	6.714	6.730	6.745	2	3	5	6	8	9	11	12	14
0.83	6.761	6.776	6.792	6.808	6.823	6.839	6.855	6.871	6.887	6.902	2	3	5	6	8	9	11	13	14
0.84	6.918	6.934	6.950	6.966	6.982	6.998	7.015	7.031	7.047	7.063	2	3	5	6	8	10	11	13	15
0.85	7.079	7.096	7.112	7.129	7.145	7.161	7.178	7.194	7.211	7.228	2	3	5	7	8	10	12	13	15
0.86	7.244	7.261	7.278	7.295	7.311	7.328	7.345	7.362	7.379	7.396	2	3	5	7	8	10	12	13	15
0.87	7.413	7.430	7.447	7.464	7.482	7.499	7.516	7.534	7.551	7.568	2	3	5	7	9	10	12	14	16
0.88	7.586	7.603	7.621	7.638	7.656	7.674	7.691	7.709	7.727	7.745	2	4	5	7	9	11	12	14	16
0.89	7.762	7.780	7.798	7.816	7.834	7.852	7.870	7.889	7.907	7.925	2	4	5	7	9	11	13	14	16
0.90	7.943	7.962	7.980	7.998	8.017	8.035	8.054	8.072	8.091	8.110	2	4	6	7	9	11	13	15	17
0.91	8.128	8.147	8.166	8.185	8.204	8.222	8.241	8.260	8.279	8.299	2	4	6	8	9	11	13	15	17
0.92	8.318	8.337	8.356	8.375	8.395	8.414	8.433	8.453	8.472	8.492	2	4	6	8	10	12	14	15	17
0.93	8.511	8.531	8.551	8.570	8.590	8.610	8.630	8.650	8.670	8.690	2	4	6	8	10	12	14	16	18
0.94	8.710	8.730	8.750	8.770	8.790	8.810	8.831	8.851	8.872	8.892	2	4	6	8	10	12	14	16	18
0.95	8.913	8.933	8.954	8.974	8.995	9.016	9.036	9.057	9.078	9.099	2	4	6	8	10	12	15	17	19
0.96	9.120	9.141	9.162	9.183	9.204	9.226	9.247	9.268	9.290	9.311	2	4	6	8	11	13	15	17	19
0.97	9.333	9.354	9.376	9.397	9.419	9.441	9.462	9.484	9.506	9.528	2	4	7	9	11	13	15	17	20
0.98	9.550	9.572	9.594	9.616	9.638	9.661	9.683	9.705	9.727	9.750	2	4	7	9	11	13	16	18	20
0.99	9.772	9.795	9.817	9.840	9.863	9.886	9.908	9.931	9.954	9.977	2	5	7	9	11	14	16	18	20

12_11th_BM-STAT_LogTable_EM.indd 278 08-12-2021 20:50:43

12_11th_BM-STAT_LogTable_EM.indd 279

EXPONENTIAL FUNCTION TABLE

	0	1	2	3	4	5	6	7	8	9
0.00	1.00000000	2.71828183	7.38905610	20.08553692	54.59815003	148.41315910	403.42879349	1096.63315843	2980.95798704	8103.08392758
0.01	1.01005017	2.74560102	7.46331735	20.28739993	55.14687056	149.90473615	407.48332027	1107.65450490	3010.91711288	8184.52127494
0.02	1.02020134	2.77319476	7.53832493	20.49129168	55.70110583	151.41130379	411.57859573	1118.78661775	3041.17733294	8266.77708126
0.03	1.03045453	2.80106583	7.61408636	20.69723259	56.26091125	152.93301270	415.71502938	1130.03061019	3071.74167327	8349.85957218
0.04	1.04081077	2.82921701	7.69060920	20.90524324	56.82634281	154.47001503	419.89303489	1141.38760663	3102.61319033	8433.77705601
0.05	1.05127110	2.85765112	7.76790111	21.11534442	57.39745705	156.02246449	424.11303004	1152.85874278	3133.79497129	8518.53792457
0.06	1.06183655	2.88637099	7.84596981	21.32755716	57.97431108	157.59051632	428.37543686	1164.44516577	3165.29013436	8604.15065402
0.07	1.07250818	2.91537950	7.92482312	21.54190268	58.55696259	159.17432734	432.68068157	1176.14803425	3197.10182908	8690.62380571
0.08	1.08328707	2.94467955	8.00446891	21.75840240	59.14546985	160.77405593	437.02919472	1187.96851851	3229.23323664	8777.96602703
0.09	1.09417428	2.97427407	8.08491516	21.97707798	59.73989170	162.38986205	441.42141115	1199.90780061	3261.68757023	8866.18605226
0.10	1.10517092	3.00416602	8.16616991	22.19795128	60.34028760	164.02190730	445.85777008	1211.96707449	3294.46807528	8955.29270348
0.11	1.11627807	3.03435839	8.24824128	22.42104440	60.94671757	165.67035487	450.33871517	1224.14754609	3327.57802989	9045.29489144
0.12	1.12749685	3.06485420	8.33113749	22.64637964	61.55924226	167.33536962	454.86469450	1236.45043347	3361.02074508	9136.20161642
0.13	1.13882838	3.09565650	8.41486681	22.87397954	62.17792293	169.01711804	459.43616068	1248.87696691	3394.79956514	9228.02196918
0.14	1.15027380	3.12676837	8.49943763	23.10386686	62.80282145	170.71576832	464.05357086	1261.42838910	3428.91786799	9320.76513183
0.15	1.16183424	3.15819291	8.58485840	23.33606458	63.43400030	172.43149032	468.71738678	1274.10595517	3463.37906548	9414.44037876
0.16	1.17351087	3.18993328	8.67113766	23.57059593	64.07152260	174.16445561	473.42807483	1286.91093291	3498.18660376	9509.05707757
0.17	1.18530485	3.22199264	8.75828404	23.80748436	64.71545211	175.91483748	478.18610609	1299.84460280	3533.34396362	9604.62469001
0.18	1.19721736	3.25437420	8.84630626	24.04675355	65.36585321	177.68281099	482.99195635	1312.90825825	3568.85466082	9701.15277293
0.19	1.20924960	3.28708121	8.93521311	24.28842744	66.02279096	179.46855293	487.84610621	1326.10320561	3604.72224646	9798.65097920
0.20	1.22140276	3.32011692	9.02501350	24.53253020	66.68633104	181.27224188	492.74904109	1339.43076439	3640.95030733	9897.12905874
0.21	1.23367806	3.35348465	9.11571639	24.77908622	67.35653981	183.09405819	497.70125129	1352.89226737	3677.54246627	9996.59685944
0.22	1.24607673	3.38718773	9.20733087	25.02812018	68.03348429	184.93418407	502.70323202	1366.48906071	3714.50238251	10097.06432815
0.23	1.25860001	3.42122954	9.29986608	25.27965697	68.71723217	186.79280352	507.75548350	1380.22250409	3751.83375209	10198.54151171
0.24	1.27124915	3.45561346	9.39333129	25.53372175	69.40785184	188.67010241	512.85851094	1394.09397087	3789.54030817	10301.03855791
0.25	1.28402542	3.49034296	9.48773584	25.79033992	70.10541235	190.56626846	518.01282467	1408.10484820	3827.62582144	10404.56571656
0.26	1.29693009	3.52542149	9.58308917	26.04953714	70.80998345	192.48149130	523.21894011	1422.25653720	3866.09410048	10509.13334045
0.27	1.30996445	3.56085256	9.67940081	26.31133934	71.52163562	194.41596245	528.47737788	1436.55045304	3904.94899215	10614.75188643
0.28	1.32312981	3.59663973	9.77668041	26.57577270	72.24044001	196.36987535	533.78866383	1450.98802511	3944.19438198	10721.43191645
0.29	1.33642749	3.63278656	9.87493768	26.84286366	72.96646850	198.34342541	539.15332908	1465.57069720	3983.83419453	10829.18409859
0.30	1.34985881	3.66929667	9.97418245	27.11263892	73.69979370	200.33680997	544.57191013	1480.29992758	4023.87239382	10938.01920817
0.31	1.36342511	3.70617371	10.07442466	27.38512547	74.44048894	202.35022839	550.04494881	1495.17718919	4064.31298371	11047.94812878
0.32	1.37712776	3.74342138	10.17567431	27.66035056	75.18862829	204.38388199	555.57299245	1510.20396976	4105.16000827	11158.98185341
0.33	1.39096813	3.78104339	10.27794153	27.93834170	75.94428657	206.43797416	561.15659385	1525.38177199	4146.41755226	11271.13148552
0.34	1.40494759	3.81904351	10.38123656	28.21912671	76.70753934	208.51271029	566.79631138	1540.71211367	4188.08974147	11384.40824018
0.35	1.41906755	3.85742553	10.48556972	28.50273364	77.47846293	210.60829787	572.49270901	1556.19652784	4230.18074313	11498.82344515
0.36	1.43332941	3.89619330	10.59095145	28.78919088	78.25713442	212.72494645	578.24635639	1571.83656296	4272.69476640	11614.38854204
0.37	1.44773461	3.93535070	10.69739228	29.07852706	79.04363170	214.86286770	584.05782889	1587.63378304	4315.63606270	11731.11508747
0.38	1.46228459	3.97490163	10.80490286	29.37077111	79.83803341	217.02227542	589.92770766	1603.58976783	4359.00892620	11849.01475419
0.39	1.47698079	4.01485005	10.91349394	29.66595227	80.64041898	219.20338555	595.85657969	1619.70611293	4402.81769423	11968.09933225
0.40	1.49182470	4.05519997	11.02317638	29.96410005	81.45086866	221.40641620	601.84503787	1635.98443000	4447.06674770	12088.38073022
0.41	1.50681779	4.09595540	11.13396115	30.26524426	82.26946350	223.63158768	607.89368106	1652.42634686	4491.76051155	12209.87097633
0.42	1.52196156	4.13712044	11.24585931	30.56941502	83.09628536	225.87912250	614.00311413	1669.03350774	4536.90345519	12332.58221972
0.43	1.53725752	4.17869919	11.35888208	30.87664275	83.93141691	228.14924542	620.17394801	1685.80757337	4582.50009296	12456.52673161
0.44	1.55270722	4.22069582	11.47304074	31.18695817	84.77494167	230.44218346	626.40679981	1702.75022115	4628.55498456	12581.71690655
0.45	1.56831219	4.26311452	11.58834672	31.50039231	85.62694400	232.75816591	632.70229281	1719.86314538	4675.07273551	12708.16526367
0.46	1.58407398	4.30595953	11.70481154	31.81697651	86.48750910	235.09742437	639.06105657	1737.14805735	4722.05799763	12835.88444790
0.47	1.59999419	4.34923514	11.82244685	32.13674244	87.35672301	237.46019276	645.48372697	1754.60668558	4769.51546949	12964.88723127
0.48	1.61607440	4.39294568	11.94126442	32.45972208	88.23467268	239.84670737	651.97094627	1772.24077593	4817.44989687	13095.18651418
0.49	1.63231622	4.43709552	12.06127612	32.78594771	89.12144588	242.25720686	658.52336322	1790.05209184	4865.86607325	13226.79532664
0.50	1.64872127	4.48168907	12.18249396	33.11545196	90.01713130	244.69193226	665.14163304	1808.04241446	4914.76884030	13359.72682966

08-12-2021 20:50:44

EXPONENTIAL FUNCTION TABLE

	0	1	2	3	4	5	6	7	8	9
0.51	1.66529119	4.52673079	12.30493006	33.44826778	90.92181851	247.15112707	671.82641759	1826.21354282	4964.16308832	13493.99431650
0.52	1.68202765	4.57222520	12.42859666	33.78442846	91.83559798	249.63503719	678.57838534	1844.56729405	5014.05375679	13629.61121401
0.53	1.69893231	4.61817682	12.55350614	34.12396761	92.75856108	252.14391102	685.39821149	1863.10550356	5064.44583482	13766.59108401
0.54	1.71600686	4.66459027	12.67967097	34.46691919	93.69080012	254.67799946	692.28657804	1881.83002516	5115.34436165	13904.94762458
0.55	1.73325302	4.71147018	12.80710378	34.81331749	94.63240831	257.23755591	699.24417382	1900.74273134	5166.75442718	14044.69467150
0.56	1.75067250	4.75882125	12.93581732	35.16319715	95.58347983	259.82283632	706.27169460	1919.84551337	5218.68117245	14185.84619960
0.57	1.76826705	4.80664819	13.06582444	35.51659315	96.54410977	262.43409924	713.36984313	1939.14028156	5271.12979019	14328.41632413
0.58	1.78603843	4.85495581	13.19713816	35.87354085	97.51439421	265.07160579	720.53932925	1958.62896539	5324.10552531	14472.41930224
0.59	1.80398842	4.90374893	13.32977160	36.23407593	98.49443016	267.73561971	727.78086990	1978.31351375	5377.61367541	14617.86953434
0.60	1.82211880	4.95303242	13.46373804	36.59823444	99.48431564	270.42640743	735.09518924	1998.19589510	5431.65959136	14764.78156558
0.61	1.84043140	5.00281123	13.59905085	36.96605281	100.48414964	273.14423800	742.48301872	2018.27809772	5486.24867780	14913.17008727
0.62	1.85892804	5.05309032	13.73572359	37.33756782	101.49403213	275.88938323	749.94509711	2038.56212982	5541.38639368	15063.04993840
0.63	1.87761058	5.10387472	13.87376990	37.71281662	102.51406411	278.66211763	757.48217064	2059.05001984	5597.07825281	15214.43610708
0.64	1.89648088	5.15516951	14.01320361	38.09183673	103.54434758	281.46271848	765.09499302	2079.74381657	5653.32982444	15367.34373205
0.65	1.91554083	5.20697983	14.15403865	38.47466605	104.58498558	284.29146582	772.78432554	2100.64558942	5710.14673375	15521.78810420
0.66	1.93479233	5.25931084	14.29628910	38.86134287	105.63608216	287.14864256	780.55093713	2121.75742858	5767.53466250	15677.78466809
0.67	1.95423732	5.31216780	14.43996919	39.25190586	106.69774243	290.03453439	788.39560446	2143.08144525	5825.49934952	15835.34902351
0.68	1.97387773	5.36555597	14.58509330	39.64639407	107.77007257	292.94942992	796.31911202	2164.61977185	5884.04659134	15994.49692704
0.69	1.99371553	5.41948071	14.73167592	40.04484696	108.85317981	295.89362064	804.32225214	2186.37456223	5943.18224271	16155.24429358
0.70	2.01375271	5.47394739	14.87973172	40.44730436	109.94717245	298.86740097	812.40582517	2208.34799189	6002.91221726	16317.60719802
0.71	2.03399126	5.52896148	15.02927551	40.85380653	111.05215991	301.87106828	820.57063945	2230.54225819	6063.24248804	16481.60187677
0.72	2.05443321	5.58452846	15.18032224	41.26439411	112.16825267	304.90492296	828.81751148	2252.95958057	6124.17908811	16647.24472945
0.73	2.07508061	5.64065391	15.33288702	41.67910816	113.29556235	307.96926838	837.14726595	2275.60220079	6185.72811120	16814.55232047
0.74	2.09593551	5.69734342	15.48698510	42.09799016	114.43420168	311.06441098	845.56073585	2298.47238312	6247.89571226	16983.54138073
0.75	2.11700002	5.75460268	15.64263188	42.52108200	115.58428453	314.19066029	854.05876253	2321.57241461	6310.68810809	17154.22880929
0.76	2.13827622	5.81243739	15.79984295	42.94842598	116.74592590	317.34832892	862.64219579	2344.90460528	6374.11157799	17326.63167502
0.77	2.15976625	5.87085336	15.95863401	43.38006484	117.91924196	320.53773265	871.31189399	2368.47128836	6438.17246436	17500.76721836
0.78	2.18147227	5.92985642	16.11902095	43.81604174	119.10435004	323.75919042	880.06872411	2392.27482054	6502.87717335	17676.65285301
0.79	2.20339643	5.98945247	16.28101980	44.25640028	120.30136866	327.01302438	888.91356183	2416.31758219	6568.23217547	17854.30616767
0.80	2.22554093	6.04964746	16.44464677	44.70118449	121.51041752	330.29955991	897.84729165	2440.60197762	6634.24400628	18033.74492783
0.81	2.24790799	6.11044743	16.60991822	45.15043887	122.73161752	333.61912567	906.87080695	2465.13043529	6700.91926702	18214.98707751
0.82	2.27049984	6.17185845	16.77685067	45.60420832	123.96509078	336.97205363	915.98501008	2489.90540804	6768.26462527	18398.05074107
0.83	2.29331874	6.23388666	16.94546082	46.06253823	125.21096065	340.35867907	925.19081248	2514.92937342	6836.28681562	18582.95422504
0.84	2.31636698	6.29653826	17.11576554	46.52547444	126.46935173	343.77934066	934.48913473	2540.20483383	6904.99264036	18769.71601992
0.85	2.33964685	6.35981952	17.28778184	46.99306323	127.74038985	347.23438048	943.88090667	2565.73431683	6974.38897011	18958.35480204
0.86	2.36316069	6.42373677	17.46152694	47.46535137	129.02420211	350.72414402	953.36706749	2591.52037541	7044.48274457	19148.88943544
0.87	2.38691085	6.48829640	17.63701820	47.94238608	130.32091690	354.24898027	962.94856581	2617.56558819	7115.28097317	19341.33897375
0.88	2.41089971	6.55350486	17.81427318	48.42421507	131.63066389	357.80924171	972.62635979	2643.87255970	7186.79073580	19535.72266207
0.89	2.43512965	6.61936868	17.99330960	48.91088652	132.95357405	361.40528437	982.40141722	2670.44392068	7259.01918349	19732.05993893
0.90	2.45960311	6.68589444	18.17414537	49.40244911	134.28977968	365.03746787	992.27471561	2697.28232827	7331.97353916	19930.37043823
0.91	2.48432253	6.75308880	18.35679857	49.89895197	135.63941441	368.70615541	1002.24724229	2724.39046634	7405.66109828	20130.67399118
0.92	2.50929039	6.82095847	18.54128746	50.40044478	137.00261319	372.41171388	1012.31999453	2751.77104573	7480.08922969	20332.99062831
0.93	2.53450918	6.88951024	18.72763050	50.90697767	138.37951234	376.15451382	1022.49397962	2779.42680452	7555.26537625	20537.34058145
0.94	2.55998142	6.95875097	18.91584631	51.41860130	139.77024956	379.93492954	1032.77021496	2807.36050830	7631.19705565	20743.74428576
0.95	2.58570966	7.02868758	19.10595373	51.93536683	141.17496392	383.75333906	1043.14972818	2835.57495047	7707.89186111	20952.22238178
0.96	2.61169647	7.09932707	19.29797176	52.45732595	142.59379590	387.61012424	1053.63355724	2864.07295251	7785.35746218	21162.79571750
0.97	2.63794446	7.17067649	19.49191960	52.98453084	144.02688737	391.50567075	1064.22275054	2892.85736422	7863.60160548	21375.48535043
0.98	2.66445624	7.24274299	19.68781664	53.51703423	145.47438165	395.44036816	1074.91836700	2921.93106408	7942.63211550	21590.31254971
0.99	2.69123447	7.31553376	19.88568249	54.05488936	146.93642350	399.41460993	1085.72147619	2951.29695948	8022.45689535	21807.29879823

12_11th_BM-STAT_LogTable_EM.indd 280 08-12-2021 20:50:44

Books for Reference

1. Introduction to Matrices, S.P. Gupta, S. Chand & Company.
2. Matrices, Shanthi Narayanan, S. Chand & Company.
3. Matrices and Determinants, P.N. Arora, S. Chand & Company.
4. Topics in Algebra, I.N. Herstein, Vikas Publishing Company.
5. Algebra A Complete Course, R.D. Sharma, Sultan Chand & Sons.
6. Analytical Geometry, T.K. Manicavachagon Pillay, S. Narayanan, S. Viswanathan Publishers.
7. Analytical Geometry, P.K. Mittal, Shanthi Narayanan, Durai Pandiyan, S. Chand & Company.
8. Trigonometry, R.D. Sharma, Sulatan Chand & Sons.
9. A Text Book of Trigonometry, M.D. Raisingania and Aggarwal.
10. Trigonometry, D.C. Sharma, V.K. Kapoor, Sulatan Chand & Sons.
11. Trignonometry, S. Arumugam, S. Narayanan, T.K. Manicavachagon Pillay, New Gama Publications, S. Viswanathan Printers and Publishers Pvt. Ltd.
12. Calculus, Mohammed Arif, S. Narayanan, T.K. Manicavachagon Pillay, S. Viswanathan Printers and Publishers Pvt. Ltd.
13. Differential and Integral Calculus, N. Piskunov, Mir Publishers, Moscow.
14. Differential and Integral Calculus, Schamum's Outline Series, Frank Ayres.
15. Calculus (Volume I & II), Tom. M. Apostol, John Wiley Publications.
16. Calculus: An Historical Approach, W.M. Priestly (Springer)
17. Calculus with Analytic Geometry (Second Edition) George F. Simmons, The Mcgraw Hill.
18. Application of Differentiation, S. Narayanan, T.K. Manicavachagon Pillay, S. Viswanathan Printers and Publishers Pvt. Ltd.
19. Application of Differentiation, P.N. Arora, S. Arora, S. Chand & Company.
20. Financial Mathematics, O.P. Malhotra, S.K. Gupta, Anubhuti Gangal, S. Chand & Company.
21. Financial Mathematics, Kashyap Trivedi, Chirag Trivedi, Pearson India Education Services Pvt. Ltd.
22. Descriptive Statistics, Richard I. Levin, David S. Rubin, Prentice Hall Inc., Englewood, N.J., U.S.A.
23. Statistical Methods, S.K. Gupta, Prentice Hall Inc., Englewood, N.J., U.S.A.
24. Descriptive Statistics, Anderson, Sweenas, Williams, Library of Congress Cataloging in Publication Data.
25. Correlation and Regression Analysis, Dr. S.P. Gupta, P.K. Gupta, Dr. Manmohan, Sultan Chand & Sons.
26. Correlation and Regression Analysis, John S. Croucher, Mc Graw-Hill Australia Pvt. Limited.
27. Operations Research, Dr. S.P. Gupta, P.K. Gupta, Dr. Manmohan, Sultan Chand & Sons.
28. Operations Research, A. Ravindran, James J. Solberg, Willey Student Edition.
29. Operations Research, Nita H. Shah, Ravi, M. Gor, Hardik Soni, Kindle Edition.
30. Operations Research, Frederick S. Hilton, Gerald J. Lieberman, Mc Graw Hill Education.
31. Business Mathematics and Statistics, HSC First & Second Year, Tamil Nadu Text Book Corporation.
32. Mathematics, HSC First & Second Year, Tamil Nadu Text Book Corporation.
33. Statistics, HSC First & Second Year, Tamil Nadu Text Book Corporation.

13_11th_BM-STAT_Reference-EM.indd 281 13-12-2022 10:50:14

Business Mathematics and Statistics -Higher Secondary First Year
List of Authors and Reviewers

Chairperson
Mr. N. Ramesh
Associate Professor (Retd.),
Department of Mathematics,
Government Arts College (Men), Nandanam,
Chennai - 600 035.

Reviewers
Dr. M.R. Sreenivasan
Professor & HOD.,
Department of Statistics,
University of Madras, Chennai - 600 005.

Dr. D. Arivudainambi
Professor in Mathematics,
Department of Mathematics,
Anna University, Chennai - 600 025.

Content Experts
Dr. Venu Prakash
Associate Professor & HOD.,
Department of Statistics,
Presidency College, Chennai - 600 005.

Dr. R. Thirumalaisamy
Associate Professor & HOD.,
Department of Mathematics,
Government Arts College (Men),
Nandanam, Chennai - 600 035.

Dr. S. J. Venkatesan
Associate Professor,
Department of Mathematics,
Government Arts College (Men),
Nandanam, Chennai - 600 035.

Mrs. M. Thilagam
Assistant Professor,
Department of Statistics,
Presidency College, Chennai - 600 005.

Text Book Group In-Charge
Mr. A. Ravi Kumar
Deputy Director,
State Council of Educational,
Research and Training,
Chennai - 600 006.

Academic Co-ordinator
Mr. Subramanian Babu
Assistant Professor,
State Council of Educational,
Research and Training, Chennai - 600 006.

Art and Design Team

Layout Designer
Prasanth C
Yogesh Balaraman
Manohar Radhakrishnan
Prasanth P
Sridhar Velu

In House QC
Rajesh Thangappan
Jerald wilson

Co-ordination
Ramesh Munisamy

Typing
P. Thulasi,
DIET, Chennai.

Authors
Mr. T.P. Swaminathan
Post Graduate Teacher,
MMA Govt. Hr. Sec. School,
Pallavaram, Chennai - 600 043.

Mr. H. Venkatesh,
Post Graduate Teacher,
Sir Ramaswami Mudaliar Hr. Sec. School,
Ambattur, Chennai - 600 053.

Mr. B. Mariappan
Post Graduate Teacher,
Arignar Anna MPL Boys Hr. Sec. School,
Chengalpattu, Kanchipuram Dist.

Mr. S.F. Sulaiman
Post Graduate Teacher,
MMA Govt. Hr. Sec. School,
Pallavaram, Chennai - 600 043.

Mr. T. Raja Sekhar
Post Graduate Teacher,
Govt. Boys Hr. Sec. School,
Chrompet, Chennai - 600 044.

Mrs. A. Suganya
Post Graduate Teacher,
GHSS, Kovilambakkam,
Kancheepuram District.

Mr. V. Ganesan
Post Graduate Teacher,
Got. Boys Hr. Sec. School,
Nanganallur, Chennai - 600 114.

Content Readers
Mr. James Kulandairaj
Post Graduate Teacher,
St. Joseph HSS., Chenglepattu,
Kanchipuram Dist.

Mrs. Beaulah Sugunascely
Post Graduate Teacher,
P.G. Carley HSS., Tambaram,
Kanchipuram Dist.

Mrs. S. Subhashini
Post Graduate Teacher,
GGHSS., Kundrathur,
Kanchipuram Dist.

Mr. K. Saravanan
Grace Mat. Hr. Sec. School,
Porur, Chennai - 600 116.

ICT Co-ordinator
Mr. D. Vasuraj
Post Graduate Teacher (Mathematics) & HOD.,
K.R.M. Public School, Sembiam,
Chennai - 600 011.

QR Code Management Team
R. Jaganathan
S.G. Asst., (SPOC)
PUMS Ganesapuram - Polur, Thiruvannamalai Dist.

N. Jagan
B.T. Asst.,
GBHSS Uthiramerur, Kanchipuram Dist.

J.F. Paul Edwin Roy
B.T. Asst.,
PUMS Rakkipatti, Salem Dist.

This book has been printed on 80 G.S.M.
Elegant Maplitho paper.

Printed by offset at:

13_11th_BM-STAT_Reference-EM.indd 282 13-12-2022 10:50:14